

# County of Santa Clara




## Finance Agency Controller-Treasurer Department

County Government Center  
70 W. Hedding Street, East Wing, 2nd Floor  
San Jose, California 95110-1705  
(408) 299-5200 FAX (408) 288-9237

November 16, 2022

Submitted by:   
Margaret Olaiya, Finance Director

TO: BOARD OF TRUSTEES, SANTA CLARA COUNTY SCHOOL DISTRICTS  
BOARDS OF DIRECTORS, SANTA CLARA COUNTY SPECIAL PURPOSE DISTRICTS

FROM: MARIA OBERG, ASSISTANT CONTROLLER-TREASURER 

SUBJECT: COUNTY OF SANTA CLARA TREASURY INVESTMENT PORTFOLIO STATUS 9ABA3FDE7592488...

### RECOMMENDATION

Receive and file the September 30, 2022, Detailed Investment Portfolio Listing.

### DISCUSSION

In compliance with the State of California Government Code as amended by Chapters 783 and 784, Statutes of 1995 and in compliance with County Policy, the Santa Clara County Treasury Investment Portfolio Report as of September 30, 2022, is submitted for your review and acceptance.

The attached detailed investment reports list each investment of the County Treasury Pool, as well as individual reports for specific investment funds that each school district or special district has in the County Treasury. The reports include the respective purchase and maturity dates, par value, amortized cost, market value, and yield to maturity for each investment.

A summary of market value versus cost is provided below for Commingled Investments of the County Pool.

	Cost	Market Value	Increase (Decrease)	Percent
Commingled Investments	\$ 9,364,633,429	\$ 8,937,325,765	-\$ 427,307,664	-4.56%

TO: SANTA CLARA COUNTY SCHOOL DISTRICTS AND SPECIAL PURPOSE DISTRICTS

Page 2

The yield of the Pool on September 30, 2022, was 1.70%. As a comparison, on September 30, 2022, the yield of a 6-month Treasury Bill was 3.90%. A two-year Treasury Note was 4.28%. The State of California Local Agency Investment Fund (LAIF) yield was 1.51%.

Attached with the current investment-economic outlook is a schedule that lists the average weighted maturities and yield for the Commingled Investment Pool. Charts outlining investment concentration and distribution of bond maturities are provided for the Pool. Also included is a chart showing the one-year history of the Pool along with interest rates offered by selected comparable instruments.

Securities are purchased with the expectation that they will generally be held to maturity, hence unrealized gains or losses are not reflected in the yield calculations.

The market values of Pool securities were taken from pricing services provided by Bank of New York Mellon, Bloomberg Analytics, dealer quotes, and an independent pricing service.

A combination of maturing securities, new revenues, and tax receipts will adequately cover the anticipated cash flow needs for the next six months. Cash flows are continually monitored and are considered paramount in the selection of securities purchased for the Pool.

Attachments:

September 30, 2022, Quarterly Investment Report



# Quarterly Investment Report

September 30, 2022



## Quarterly Investment Review Table of Contents

### Quarterly Investment Report Table of Contents

Summary of Cost Values versus Market Values and Yields	1
Economic Update and Portfolio Strategy	2
Liquidity Adequacy and Review and Monitoring	4
Commingled Pool: Allocation by Security Types	5
Commingled Pool: Allocation by Ratings	6
Commingled Pool: Holdings by Issuer	7
Commingled Pool: Historical Month End Book Values	8
Commingled Pool: Distribution by Maturity	9
Commingled Pool: Yield to Maturity and Weighted Average Maturity	10
Approved Issuers and Broker/Dealers	11
Commingled Pool: Compliance with Investment Policy	12
Commingled Pool: Month Ended April 30, 2022	13
Commingled Pool: Month Ended May 31, 2022	14
Holdings Report: Commingled Pool	15
Holdings Report: Worker's Compensation	31
Holdings Report: Park Charter Fund	33
Holdings Report: San Jose-Evergreen	34
Transaction Activity Report	35

Board of Supervisors: Mike Wasserman, Cindy Chavez, Dave Cortese, Susan Ellenberg, S. Joseph Simitian

County Executive: Jeffrey V. Smith



## Santa Clara County Commingled Pool and Segregated Investments

September 30, 2022

Fund	Cost Value**	Market Value	Variance	% Variance
Commingled Investment Pool	\$9,364,633,429	\$8,937,325,765	-\$427,307,664	-4.56%
Worker's Compensation	\$30,279,564	\$28,609,653	-\$1,669,911	-5.51%
Park Charter Fund	\$4,453,646	\$4,236,073	-\$217,573	-4.89%
San Jose-Evergreen	\$21,431,437	\$21,319,174	-\$112,262	-0.52%
Medical Malpractice Insurance Fund (1)	\$9,875,867	\$9,291,540	-\$584,327	-5.92%
<b>Total</b>	<b>\$9,430,673,943</b>	<b>\$9,000,782,206</b>	<b>-\$429,891,737</b>	<b>-4.56%</b>

(1) Managed by Chandler Asset Management, Inc.

### Summary of Yields\* for Select Santa Clara County Investment Funds

Fund	2022			2021
	<u>Jul 31</u>	<u>Aug 31</u>	<u>Sep 30</u>	<u>Sep 30</u>
Commingled Investment Pool	1.39%	1.48%	1.70%	0.75%
Worker's Compensation	1.68%	1.69%	1.77%	0.95%
<b>Weighted Yield</b>	<b>1.39%</b>	<b>1.48%</b>	<b>1.70%</b>	<b>0.75%</b>

\*Yield to maturity (YTM) is the rate of return paid on a bond, note, or other fixed income security if the investor buys and holds it to its maturity date and if the coupon interest paid over the life of the bond is reinvested at the same rate as the coupon rate. The calculation for YTM is based on the coupon rate, length of time to maturity, and market price at time of purchase.

Yield is a snapshot measure of the yield of the portfolio on the day it was measured based on the current portfolio holdings on that day. This is not a measure of total return, and is not intended to be, since it does not factor in unrealized capital gains and losses and reinvestment rates are dependent upon interest rate changes

\*\*Cost Value is the amortized book value of the securities as of the date of this report.



## Santa Clara County Commingled Pool and Segregated Investments

### Economic Update and Portfolio Strategy

September 30, 2022

Lack of progress in curbing persistently elevated inflation continues to prod Federal Reserve Bank (Fed) policy makers to hike interest rates well beyond initial expectations. The Fed has increased its key benchmark rate by 3 percentage points from near zero in March 2022 to quell price pressures. Given the strong core (excludes energy and food prices) consumer price index increase of 6.6 percent in September from a year earlier, a 40-year high, most market analysts expect the Fed to hike by three quarters of a percentage point at each of its final two meetings this year in November and December, with additional anticipated increases in 2023, ending possibly at 5 percent.

Risks are growing that tighter monetary policy will send the U.S. economy into recession. Policy makers have repeatedly expressed they are prepared to do whatever is necessary to bring down inflation including provoking a contraction with job losses. Even though the Fed has approved rate hikes at five consecutive policy meetings, the economy has yet to reflect the full adverse effects of Fed rate increases. Monetary policy takes time to work its way through the economy. Some economists estimate it may take a year or more before rate hikes deeply impacts inflation.

U.S. consumers have persevered in the face of surging prices, reluctantly paying higher prices for name brands but frequently switching to cheaper options. Overall U.S. retail sales did not change from August to September and posted a modest 0.4 percent gain from July to August. Retail sales consist of consumer spending mostly on goods such as furniture, vehicles, and groceries but also at restaurants.

U.S. labor markets remain resilient. Although employment growth slowed slightly in September, growth was generally considered solid. Employers added 263,000 jobs on a seasonally adjusted basis, a decline from 315,000 in August. The unemployment rate fell to 3.5 percent, equaling a five-decade low. Average hourly earnings rose firmly. The U.S. job market is currently as tight as it has ever been, with nearly two job openings per unemployed worker. The economy has recovered all the jobs it lost at the start of the pandemic. While there have been indications of demand slowing for labor including a recent decline in job openings and an increase in layoffs in some sectors, employers, many still short-staffed, continue to hire at a solid pace. That strength is not only underpinning consumer spending but also fueling wage growth as businesses compete for a limited pool of workers.

There are some welcome signs that inflation pressures are subsiding. Supply chain interruptions continue to improve, and gasoline prices dropped throughout the summer, dampening inflation readings. Most recently, prices have drifted higher. Energy prices remain highly unpredictable and subject to the vagaries of geopolitics, from the Ukraine war to the combustible Middle East.



## Santa Clara County Commingled Pool and Segregated Investments

### Economic Update and Portfolio Strategy

September 30, 2022

Fed policy makers are acutely concerned about current strong job and wage growth which are keeping consumers' balance sheets positive and sustaining spending growth. With the jobs market still tight, companies are forced to pay a premium for needed talent. Labor costs are by far the biggest expense for many businesses, particularly in the service sector. To bolster profits, firms must pass along the added labor costs to consumers in the form of higher prices.

The housing market which presents the clearest evidence so far that the Fed's policies is working nevertheless, continues as a source of inflationary concern for policy makers. Borrowing costs have soared since the beginning of 2022, reducing demand, and slowing home price growth. The average for a 30-year, fixed loan climbed to 6.92 percent, in mid- October, the highest in 20 years.

Housing costs which typically accounts for 40 percent of expenditures are by far the largest component of the consumer price index. Rather than using housing prices or demand, the Bureau of Labor Statistics (BLS) uses rents to measure the cost of housing. Since only a fraction of tenants move every year, increases in the average rent paid have a significant lag and hence, can embed inflationary pressures. Even as rental listing prices fall, the rise over the last year has been so strong that many existing tenants still face hefty increases when their leases come up for renewal. This means that housing costs as measured by CPI are strongly lagging rent indices (published by industry) which show rental listing prices have been decreasing.

The portfolio strategy continues to focus on the:

- (1) acquisition of high-quality issuers;
- (2) identifying and selecting bonds with attractive valuations;
- (3) appropriately sizing the liquidity portion of the portfolio to ensure adequate cash for near term obligations; and
- (4) ensuring that monies targeted for longer term investments are deployed in vehicles with favorable risk-adjusted yields.



## Santa Clara County Commingled Pool and Segregated Investments

### Portfolio Liquidity Adequacy, Review, and Monitoring

September 30, 2022

#### **Yield and Weighted Average Maturity**

The yield of the Commingled Pool is 1.7 and the weighted average life is 799 days.

#### **Liquidity Adequacy**

The County Treasurer believes the Commingled Pool contains sufficient cash flow from liquid and maturing securities, bank deposits and incoming cash to meet the next six months of expected expenditures.

#### **Review and Monitoring**

FHN Financial Main Street Advisors, the County's investment advisor, currently monitors the Treasury Department's investment activities.

#### **Additional Information**

Securities are purchased with the expectation that they will be held to maturity, so unrealized gains or losses are not reflected in the yield calculations.

The market values of securities were taken from pricing services provided by the Bank of New York Mellon, Bloomberg Analytics, dealer quotes, and an independent pricing service.



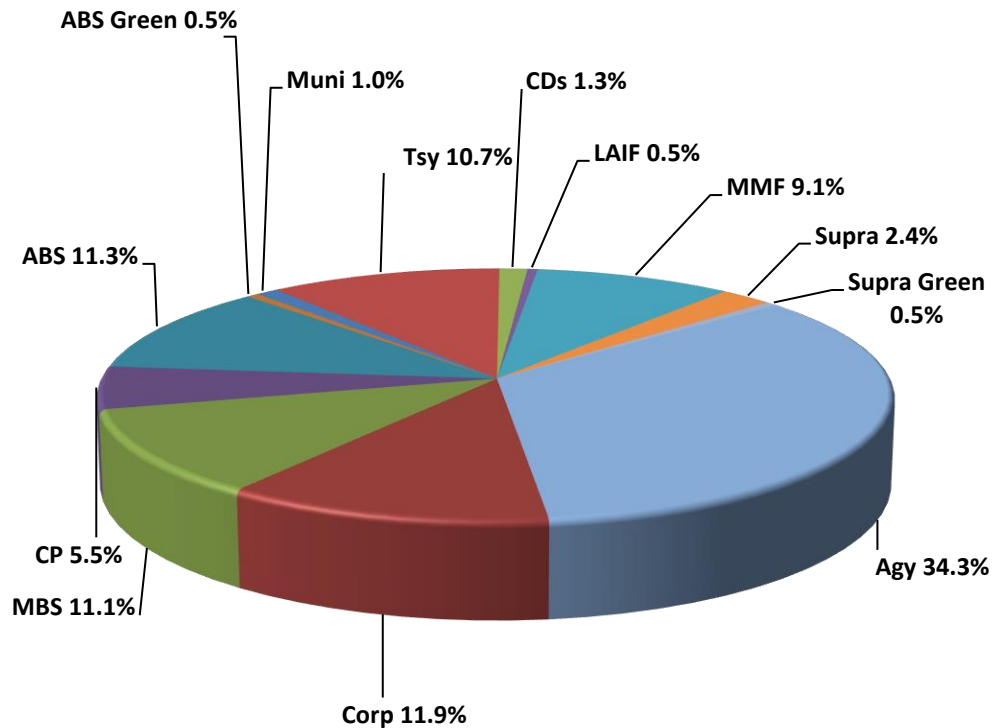


## Santa Clara County Commingled Pool

### Allocation by Security Types

September 30, 2022

Sector	9/30/2022	6/30/2022	% Chng
Federal Agencies	34.26%	29.89%	4.37%
Corporate Bonds	11.91%	9.91%	1.99%
Mortgage Backed Securities	11.06%	10.15%	0.91%
Commercial Paper	5.47%	7.53%	-2.06%
ABS	11.31%	10.41%	0.90%
ABS Green Bonds	0.52%	0.44%	0.08%
Municipal Securities	1.02%	0.86%	0.16%
U.S. Treasuries	10.68%	9.37%	1.31%
Negotiable CDs	1.28%	11.03%	-9.75%
LAIF	0.46%	0.39%	0.07%
Money Market Funds	9.08%	7.11%	1.97%
Supranationals	2.42%	2.67%	-0.25%
Supranationals Green Bonds	0.53%	0.22%	0.31%
<b>Total</b>	<b>100.00%</b>	<b>100.00%</b>	



Sector	9/30/2022	6/30/2022
Federal Agencies	3,208,608,684	3,319,066,939
Corporate Bonds	1,114,938,624	1,100,816,465
Mortgage Backed Securities	1,035,545,982	1,126,469,304
Commercial Paper	512,349,222	836,595,674
ABS	1,058,733,163	1,155,725,801
ABS Green Bonds	48,993,778	48,993,778
Municipal Securities	95,580,931	95,925,213
U.S. Treasuries	999,782,192	1,040,331,758
Negotiable CDs	120,000,000	1,224,900,420
LAIF	43,327,418	43,246,452
Money Market Funds	850,439,288	789,873,918
Supranational	226,713,478	296,801,892
Supranationals Green Bonds	49,620,667	24,504,939
<b>Total</b>	<b>9,364,633,429</b>	<b>11,103,252,552</b>

Amounts are based on book value

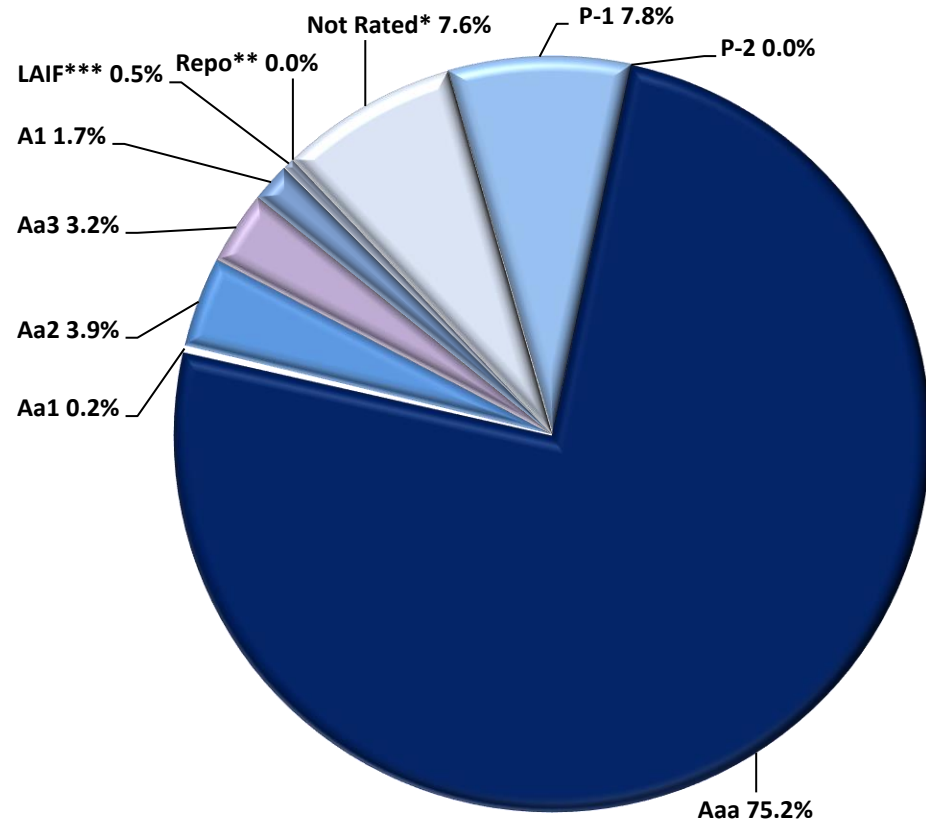


## Santa Clara County Commingled Pool

### Allocation by Ratings

September 30, 2022

Moody's Rating	Portfolio \$	Portfolio %
P-1	730,361,702	7.8%
P-2	-	0.0%
Aaa	7,039,425,997	75.2%
Aa1	22,496,164	0.2%
Aa2	363,727,242	3.9%
Aa3	295,216,008	3.2%
A1	154,931,676	1.7%
A2	2,495,000	0.0%
A3	-	0.0%
LAIF***	43,327,418	0.5%
Repo**	-	0.0%
Not Rated*	712,652,220	7.6%
<b>Total</b>	<b>9,364,633,429</b>	<b>100.0%</b>



\*Not Rated by Moody's but at least A-1 & F1 by S&P & Fitch.

\*\*Repurchase Agreements are not rated, but are collateralized by U.S. Treasury securities or securities issued by the Federal Agencies of the U.S.

\*\*\*LAIF is not rated, but is comprised of State Code allowable securities

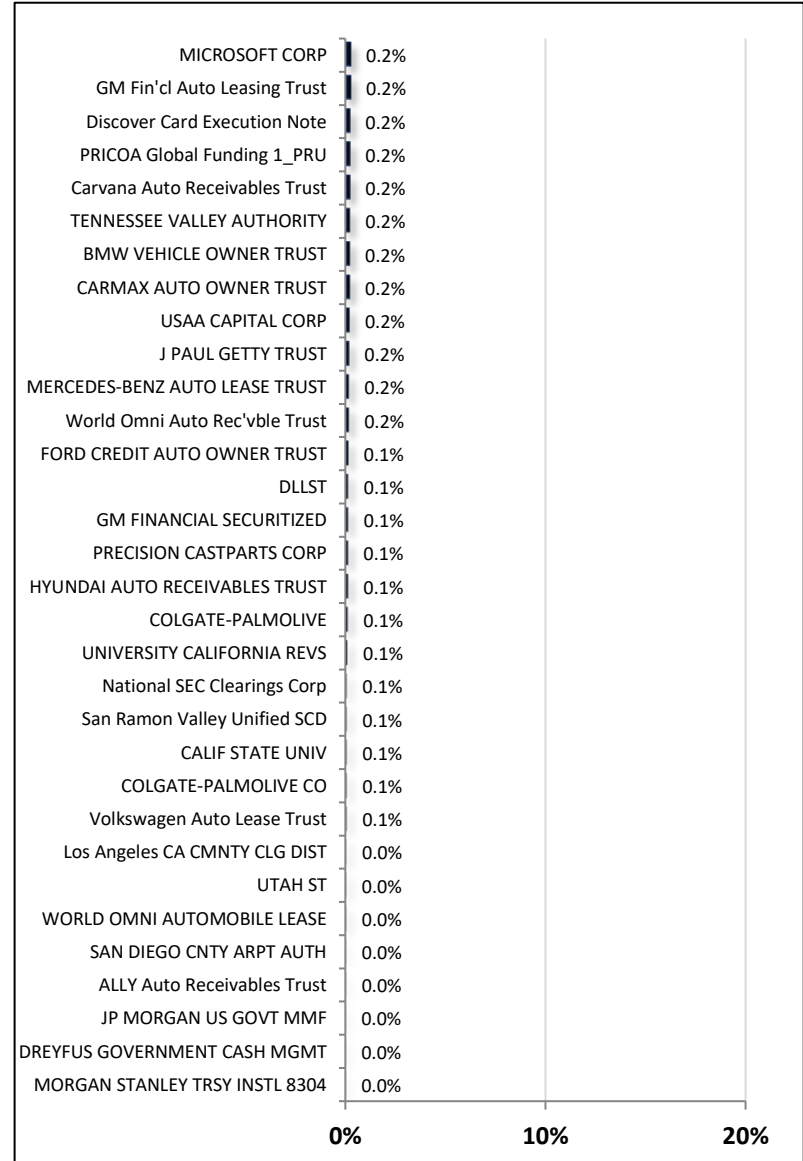
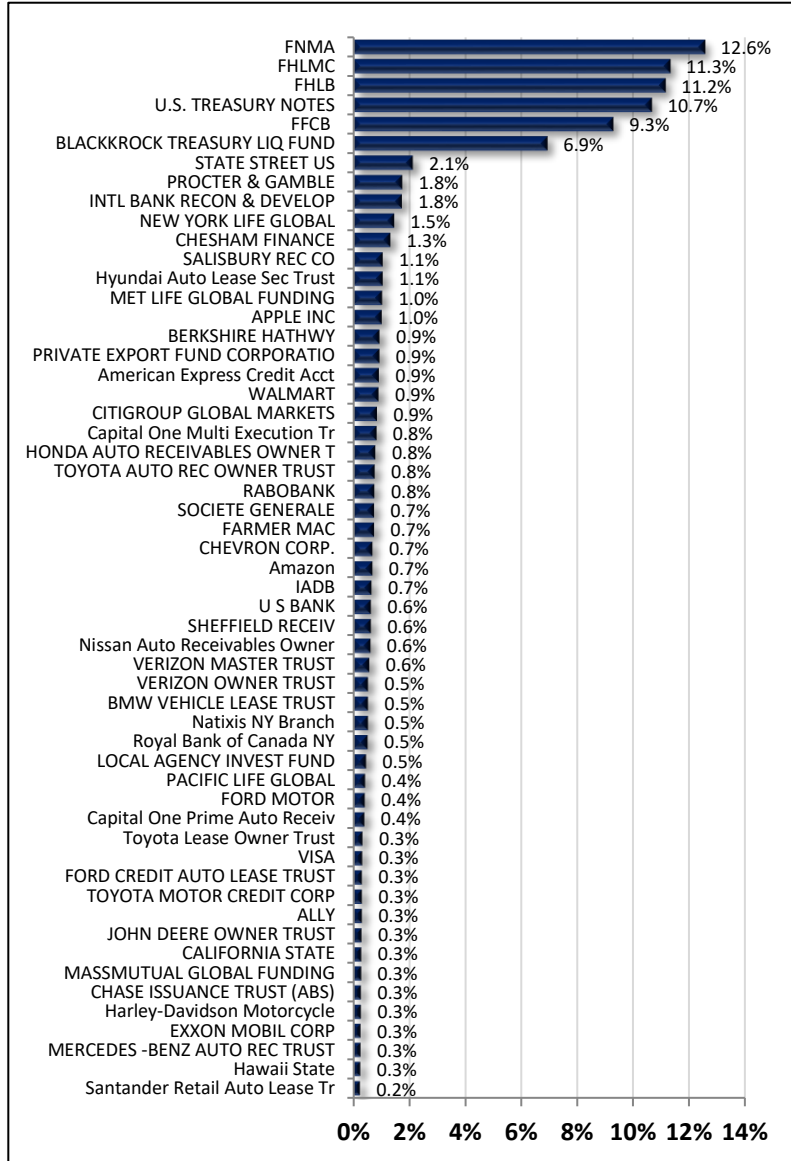
Amounts are based on book values



## Santa Clara County Commingled Pool

### Holdings by Issuer - Percent of Commingled Pool

September 30, 2022



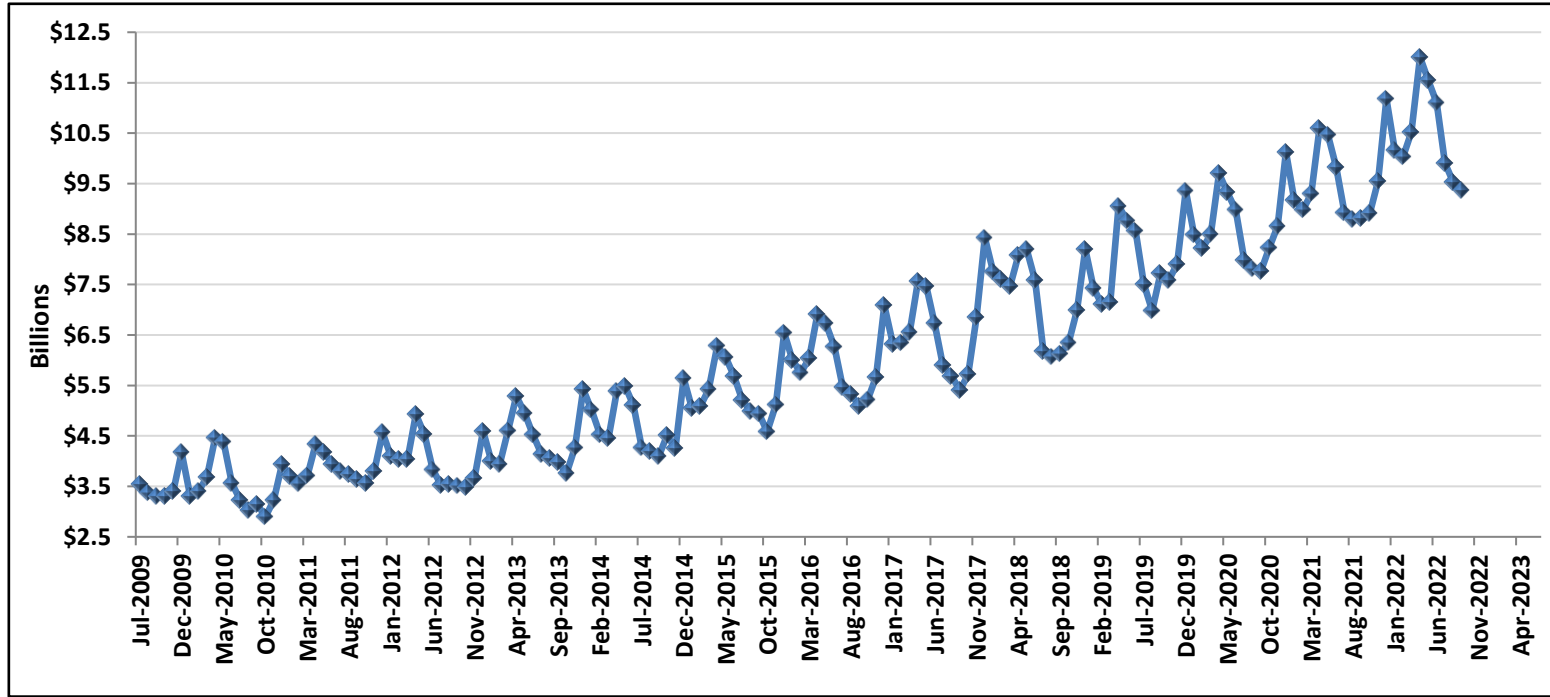
Amounts are based on book values



## Santa Clara County Commingled Pool

### Historical Month End Book Values

September 30, 2022



Fiscal Year	Jul	Aug	Sep	Oct	Nov	Dec	Jan	Feb	Mar	Apr	May	Jun
FY 2013	\$3.508	\$3.517	\$3.515	\$3.469	\$3.645	\$4.600	\$3.918	\$3.982	\$4.606	\$5.286	\$4.952	\$4.521
FY 2014	\$4.133	\$4.052	\$3.975	\$3.758	\$4.271	\$5.419	\$5.019	\$4.520	\$4.461	\$5.386	\$5.487	\$5.108
FY 2015	\$4.267	\$4.194	\$4.096	\$4.051	\$4.247	\$5.639	\$5.045	\$5.085	\$5.420	\$6.284	\$6.065	\$5.690
FY 2016	\$5.212	\$4.990	\$4.941	\$4.587	\$5.120	\$6.543	\$5.997	\$5.752	\$6.040	\$6.911	\$6.728	\$6.263
FY 2017	\$5.469	\$5.328	\$5.088	\$5.220	\$5.671	\$7.082	\$6.319	\$6.348	\$6.550	\$7.556	\$7.469	\$6.730
FY 2018	\$5.898	\$5.689	\$5.408	\$5.720	\$6.850	\$8.427	\$7.754	\$7.608	\$7.472	\$8.079	\$8.192	\$7.584
FY 2019	\$6.180	\$6.068	\$6.127	\$6.350	\$6.987	\$8.199	\$7.425	\$7.105	\$7.151	\$9.054	\$8.767	\$8.565
FY 2020	\$7.510	\$6.984	\$7.179	\$7.583	\$7.909	\$9.363	\$8.487	\$8.219	\$8.494	\$9.705	\$9.321	\$8.977
FY 2021	\$7.976	\$7.814	\$7.767	\$8.234	\$8.653	\$10.129	\$9.174	\$8.981	\$9.296	\$10.594	\$10.473	\$9.829
FY 2022	\$8.922	\$8.794	\$8.809	\$8.909	\$9.553	\$11.180	\$10.167	\$10.031	\$10.519	\$12.009	\$11.545	\$11.103
FY 2023	\$9.904	\$9.523										

Amounts in billions

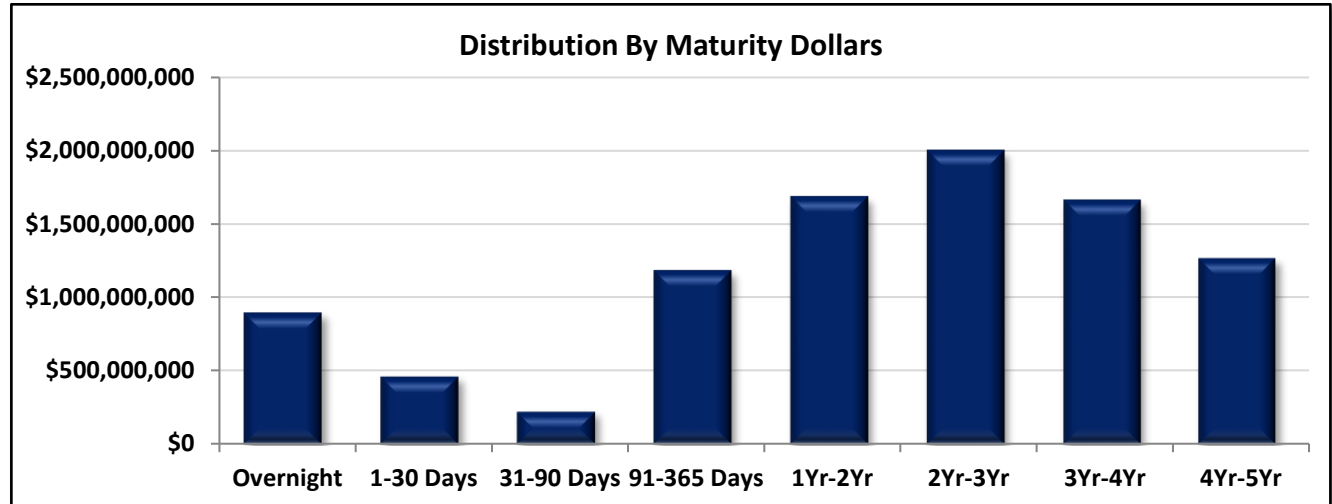


## Santa Clara County Commingled Pool

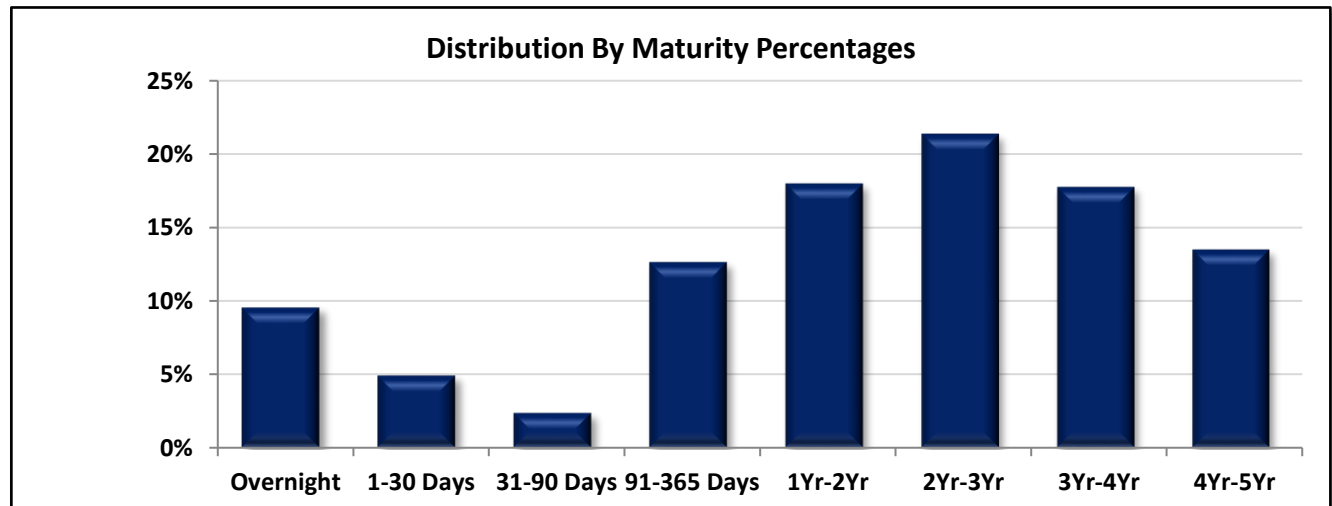
### Distribution by Maturity

September 30, 2022

Maturity	Amount*
Overnight	893,766,707
1-30 Days	459,181,454
31-90 Days	220,834,194
91-365 Days	1,182,785,797
1Yr-2Yr	1,683,569,960
2Yr-3Yr	1,999,941,383
3Yr-4Yr	1,661,227,376
4Yr-5Yr	1,263,326,558
	9,364,633,429



Maturity	Amount*
Overnight	9.54%
1-30 Days	4.90%
31-90 Days	2.36%
91-365 Days	12.63%
1Yr-2Yr	17.98%
2Yr-3Yr	21.36%
3Yr-4Yr	17.74%
4Yr-5Yr	13.49%
	100.00%



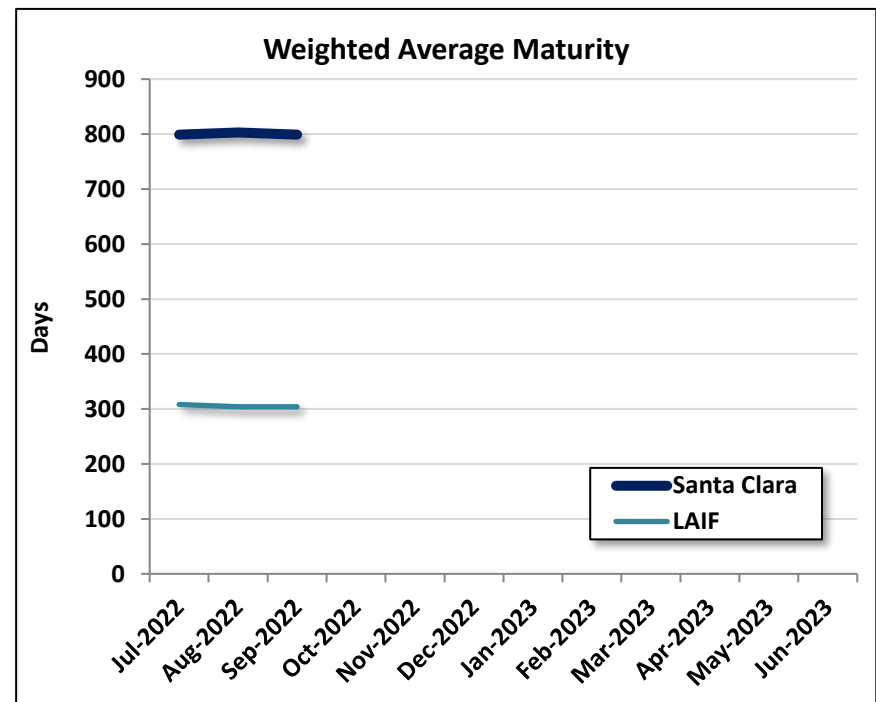
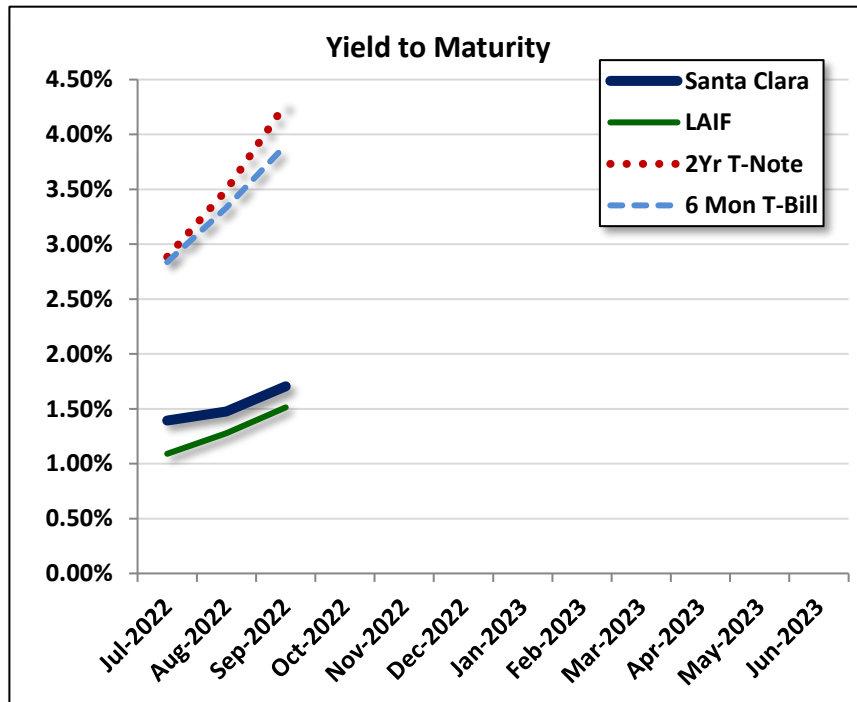
\*Amounts are based on book value



## Santa Clara County Commingled Pool

### Yield to Maturity and Weighted Average Maturity

September 30, 2022



Item	Jul-22	Aug-22	Sep-22	Oct-22	Nov-22	Dec-22	Jan-23	Feb-23	Mar-23	Apr-23	May-23	Jun-23
SCC YTM	1.39%	1.48%	1.71%									
LAIF YTM	1.09%	1.28%	1.51%									
6 Mon T-Bill	2.84%	3.33%	3.90%									
2Yr T-Note	2.88%	3.49%	4.28%									
SCC WAM	799	803	799									
LAIF WAM	308	304	304									
SCC Duration*	1.64	1.66	1.61									
LAIF Duration	0.84	0.83	0.83									

\*Duration is expressed in years. The Duration for LAIF is an estimate

Note: Yield to Maturity for 2Yr T-Note and 6 Mon T-bill are yields at market levels. LAIF and Santa Clara yields are calculated at purchase cost.



## Santa Clara County

### Approved Issuers and Broker/Dealers

September 30, 2022

#### Direct Commercial Paper Issuers

Toyota Motor Credit

#### Broker/Dealers

Academy Securities, Inc  
Bank of America Merrill Lynch  
Barclays Capital, Inc  
BMO Capital Markets  
BNP Paribas Securities Corp  
BNY Mellon Capital Markets, LLC  
BOK Financial Securities (Bank of Oklahoma)  
Brean Capital LLC  
Cantor Fitzgerald & Co  
Citigroup Global Markets Inc  
Daiwa Capital Markets America Inc  
Deutsche Bank Securities Inc  
INSPEREX  
Jefferies LLC  
JP Morgan Securities, Inc  
Keybanc Capital Markets, Inc  
Loop Capital Markets LLC  
Mizuho Securities USA, Inc  
MUFG Securities USA LLC  
Raymond James, Inc.  
RBC Capital Markets, Inc  
UBS Securities LLC  
Vining Sparks LP  
Williams Capital

**Santa Clara County Commingled Pool**  
**Compliance with Investment Policy**  
**September 30, 2022**



Item/Sector	Parameters	In Compliance
Maturity	Weighted Average Maturity (WAM) must be less than 36 months	Yes
Interest Periods	Securities must pay interest within one year of the initial investment and at least semiannually in subsequent years	Yes
Investment Swaps	Similar maturity swaps, so as not to affect cash flow needs, should have minimum 5 basis point gain	Yes
Issuer Limits	No more than 5% of the portfolio shall be invested in aggregate of any single institution of the following types: Bankers Acceptances, CP, Negotiable CDs, and Corporate Notes	Yes
U.S. Treasuries	No sector limit, no issuer limit, max maturity 5 years	Yes
U.S. Federal Agencies	No sector limit, no issuer limit, max maturity 5 years	Yes
LAIF	No sector limit, no issuer limit, CA State's deposit limit \$65 million	Yes
Repurchase Agreements	No sector limit, no Issuer limit, max maturity 92 days, treasury and agency collateral at 102% of investment, if maturity exceeds 15 days, must be collateralized by securities with 5 years or less maturities	Yes
Commercial Paper	Sector limit 40%, issuer limit 5%, max maturity 270 days, rated by at least two: A-1 (S&P), P-1 (Moody's), F-1 (Fitch), issued by domestic corporation w/ at least \$500 mil of assets, and long term debt rated by at least two: AA- (S&P/Fitch)/Aa3 (Moody's)	Yes
Corporate Bonds	Sector limit 30%, issuer limit 5%, max maturity 5 years, rated by at least two: AA- (S&P/Fitch)/Aa3 (Moody's), issued by domestic corps/depositories	Yes
Money Market Funds	Sector limit 20%, issuer limit 10%, rated by at least two: AAA-m (S&P/Fitch)/Aaa-mf (Moody's), MMF has at least \$500 mil managed	Yes
Negotiable Certificates of Deposit	Sector limit 30%, issuer limit 5%, max maturity 5 years, if under 1 year rated by at least two: A-1 (S&P), P-1 (Moody's), F-1 (Fitch), if greater than 1 year rated by at least two: AA- (S&P/Fitch)/Aa3 (Moody's)	Yes
Municipal Securities	Sector limit 10%, no issuer limit, State of CA, local CA agencies, and other municipal securities of the other 49 states, if long-term rated, then by at least two: A- (S&P/Fitch)/A3 (Moody's), if short-term rated, then by at least two: SP-1 (S&P), MIG-1 (Moody's), F-1 (Fitch), revenue based bonds payable solely out of the States' or local agencies' revenues	Yes
Mortgage-Backed Securities	Sector limit 20% in aggregate with ABS, no issuer limit, max maturity 5 years, collateralized by pools of conforming residential mortgage loans insured by FHLMC/FNMA and residential mortgages guaranteed by FHA (GNMA)	No
Asset-Backed Securities	Sector limit 20% in aggregate with ABS, no issuer limit, max maturity 5 years, collateralized by pools of loans such as installment/receivables, security must be rated by at least two: AA- (S&P/Fitch), Aa3 (Moody's), issuer rated by at least two: A- (S&P/Fitch), A3 (Moody's)	No
Supranational Debt Obligations	Sector limit 10%, max maturity 5 years, issued or unconditionally guaranteed by the IBRD, rated by at least two: AAA (S&P/Fitch), Aaa (Moody's)	Yes
Bankers' Acceptances	Sector limit 40%, issuer limit 5%, max maturity 180 days, rated by at least two: A-1 (S&P), P-1 (Moody's), F-1 (Fitch), issued by commercial banks, collateral must exceed market value of security by 2%	Yes, None in Portfolio
Securities Lending	Sector limit 20%, max maturity 92 days for loans and reinvestment, loan counterparty must be a primary dealer, loaned securities must be owned for at least 30 days	Yes, None in Portfolio





## Santa Clara County Commingled Pool

### Allocation by Security Types

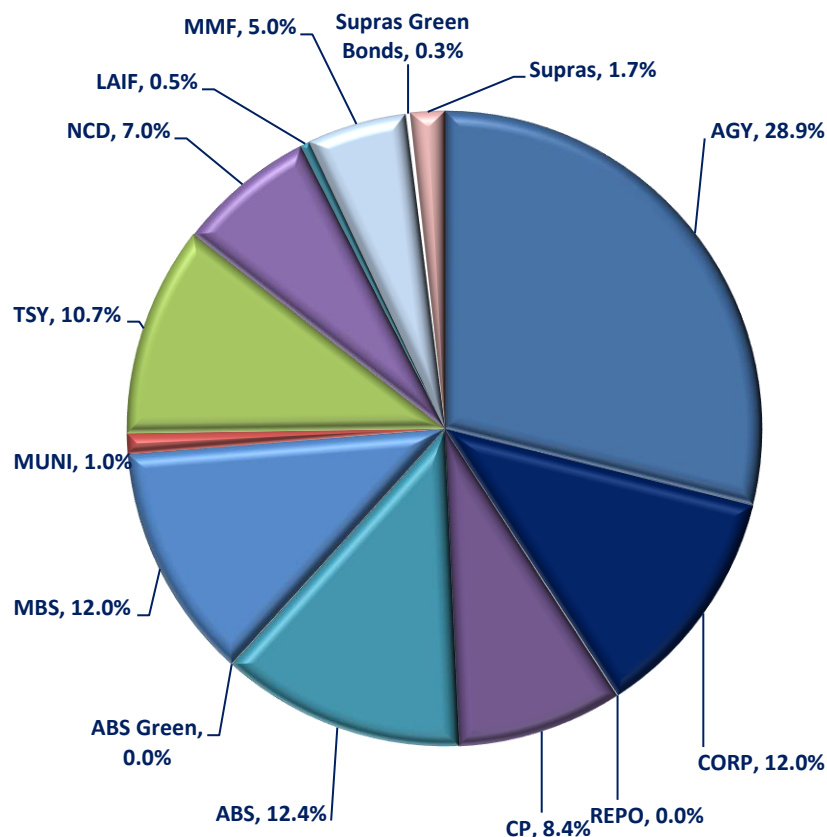
For the Month Ended July 31, 2022

<b>Average Daily Balance</b>	<b>\$ 10,732,645,034.75</b>
<b>Book Yield</b>	<b>1.393%</b>
<b>Weighted Average Maturity</b>	<b>799 Days</b>

Investment Type	Par Value (Millions)	Book Value* (Millions)	Value (Millions)
Federal Agencies	\$ 2,694.88	\$ 2,681.37	\$ 2,582.85
Corporate Bonds	1,099.95	1,100.72	1,070.59
Repurchase Agreements	-	-	-
Commercial Paper	758.21	756.02	755.11
Asset-Backed Securities	1,137.26	1,137.17	1,111.47
Asset-Backed Sec Green Bds	-	-	-
Mortgage Backed Securities	1,093.71	1,109.54	1,075.08
Municipal Securities	94.13	95.81	92.85
U.S. Treasuries	1,000.00	1,000.14	958.24
Negotiable CDs	629.90	629.90	628.26
LAIF	43.33	43.33	43.33
Money Market Funds	449.65	449.65	449.65
Supranationals Green Bonds	25.00	24.52	23.18
Supranationals	156.75	156.80	153.87
<b>Total</b>	<b>\$ 9,182.76</b>	<b>\$ 9,184.98</b>	<b>\$ 8,944.46</b>

\*Represents Amortized Book Value

Asset Allocation By Market Value





## Santa Clara County Commingled Pool

### Allocation by Security Types

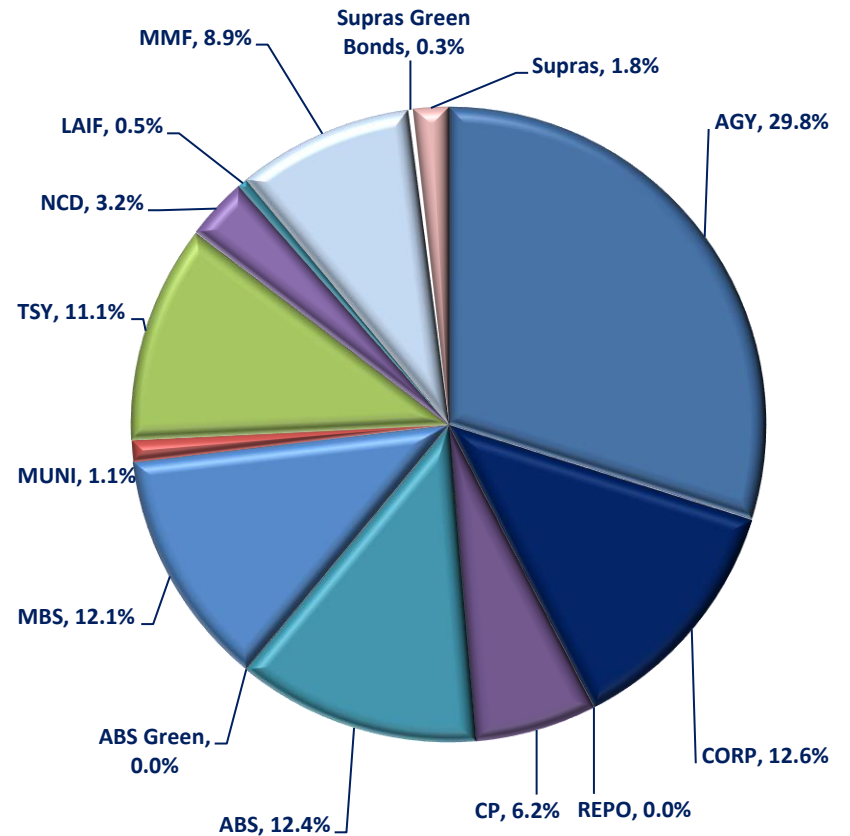
For the Month Ended August 31, 2022

<b>Average Daily Balance</b>	<b>\$ 9,753,866,065.67</b>
<b>Book Yield</b>	<b>1.476%</b>
<b>Weighted Average Maturity</b>	<b>803 Days</b>

Investment Type	Par Value (Millions)	Book Value* (Millions)	Value (Millions)
Federal Agencies	\$ 2,684.88	\$ 2,671.66	\$ 2,536.64
Corporate Bonds	1,114.95	1,115.62	1,073.84
Repurchase Agreements	-	-	-
Commercial Paper	528.21	526.84	526.53
Asset-Backed Securities	1,082.67	1,082.59	1,052.63
Asset-Backed Sec Green Bds	-	-	-
Mortgage Backed Securities	1,069.03	1,084.60	1,032.21
Municipal Securities	94.13	95.70	92.29
U.S. Treasuries	1,000.00	999.96	945.22
Negotiable CDs	270.00	270.00	269.45
LAIF	43.33	43.33	43.33
Money Market Funds	757.75	757.75	757.75
Suprationals Green Bonds	25.00	24.53	22.81
Suprationals	156.75	156.79	152.96
<b>Total</b>	<b>\$ 8,826.69</b>	<b>\$ 8,829.37</b>	<b>\$ 8,505.65</b>

\*Represents Amortized Book Value

**Asset Allocation By Market Value**



**SANTA CLARA COUNTY INVESTMENTS**  
**Fund COMM - COMMINGLED POOL**  
**Investments by Fund**  
**September 30, 2022**

CUSIP	Investment #	Issuer	Purchase Date	Book Value	Par Value	Market Value	Current Rate	YTM 360	YTM 365	Maturity Date	Days To Maturity
<b>Negotiable CDs</b>											
21684XTP1	41470	RABOBANK	10/26/2021	50,000,000.00	50,000,000.00	49,917,850.00	0.280	0.280	0.283	10/21/2022	20
83369XB72	41794	SOCIETE GENERALE	01/28/2022	70,000,000.00	70,000,000.00	69,864,970.00	0.700	0.700	0.709	10/28/2022	27
<b>Subtotal and Average</b>				<b>120,000,000.00</b>	<b>120,000,000.00</b>	<b>119,782,820.00</b>		<b>0.525</b>	<b>0.532</b>		<b>24</b>
<b>Mortgage Backed Securities (MBS)</b>											
3133LJAN1	41524	FHLMC Single Family Pool	11/16/2021	14,123,066.88	13,888,695.15	12,524,867.37	1.500	0.932	0.945	11/01/2031	3,318
3133LPUA3	41675	FHLMC Single Family Pool	12/16/2021	20,074,388.79	19,857,200.66	17,851,488.96	1.500	1.127	1.142	01/01/2032	3,379
3137B36J2	38643	FHLMC Multi-Family	03/20/2018	18,942,885.69	18,621,376.00	18,554,026.21	3.320	2.880	2.920	02/25/2023	147
3137B4WB8	38854	FHLMC Multi-Family	09/12/2018	4,768,285.16	4,775,000.00	4,726,042.40	3.060	2.968	3.009	07/25/2023	297
3137B5JM6	38864	FHLMC Multi-Family	09/25/2018	10,135,937.50	10,000,000.00	9,923,590.00	3.531	3.145	3.189	07/25/2023	297
3137B3NA2	38945	FHLMC Multi-Family	11/02/2018	9,896,402.81	9,896,402.81	9,850,725.96	3.250	3.173	3.217	04/25/2023	206
3137B5KW2	39026	FHLMC Multi-Family	12/03/2018	10,008,732.58	9,917,307.40	9,833,726.32	3.458	3.164	3.208	08/25/2023	328
3137B04Y7	39295	FHLMC Multi-Family	03/11/2019	26,755,312.50	27,000,000.00	26,837,948.70	2.615	2.792	2.831	01/25/2023	116
3137BP4J5	39654	FHLMC Multi-Family	07/01/2019	13,190,386.23	13,009,974.50	12,557,553.94	2.446	1.911	1.938	03/25/2026	1,271
3137BUWM6	40385	FHLMC Multi-Family	03/16/2020	3,783,274.07	3,625,779.28	3,610,975.22	2.932	1.185	1.202	01/25/2023	116
3137BHCV1	40390	FHLMC Multi-Family	03/17/2020	9,444,196.97	8,826,352.31	8,490,118.60	2.811	1.026	1.040	01/25/2025	847
3137BSP64	40526	FHLMC Multi-Family	07/01/2020	13,943,495.01	13,204,848.78	12,566,534.31	2.340	0.651	0.661	07/25/2026	1,393
3137BKGH7	40539	FHLMC Multi-Family	07/28/2020	3,184,619.60	3,044,751.34	2,990,366.90	2.712	0.472	0.479	07/25/2025	1,028
3137FUZN7	40540	FHLMC Multi-Family	07/30/2020	741,615.67	741,629.76	719,055.22	0.526	0.509	0.517	01/25/2025	847
3138LJWY2	40630	FHLMC Multi-Family	10/02/2020	14,080,742.46	12,840,363.36	12,170,214.01	2.800	0.541	0.549	10/01/2025	1,096
3137BYLE8	40638	FHLMC Multi-Family	10/08/2020	7,231,875.00	6,650,000.00	6,272,441.60	2.700	0.875	0.888	10/25/2025	1,120
3137F72W4	40784	FHLMC Multi-Family	11/30/2020	4,164,967.97	4,164,967.97	4,139,639.97	2.612	0.394	0.400	09/25/2029	2,551
3132XFFH6	40812	FHLMC Multi-Family	12/09/2020	45,330,468.75	45,000,000.00	40,129,146.45	0.770	0.609	0.618	10/01/2025	1,096
3137FATE8	40976	FHLMC Multi-Family	03/01/2021	32,412,890.63	30,000,000.00	29,029,761.00	2.982	0.410	0.415	08/25/2024	694
3137FF3W5	40983	FHLMC Multi-Family	03/04/2021	4,075,243.67	4,075,325.18	3,667,066.03	0.602	0.585	0.593	09/25/2027	1,820
3137BVYN0	41026	FHLMC Multi-Family	03/29/2021	6,778,997.74	6,437,269.25	6,353,080.07	3.035	0.424	0.430	08/25/2024	694
3137BYLE8	41131	FHLMC Multi-Family	05/13/2021	5,406,445.31	5,000,000.00	4,716,121.50	2.700	0.775	0.786	10/25/2025	1,120
3137FYZG4	41133	FHLMC Multi-Family	05/13/2021	6,986,865.12	6,987,046.78	6,194,972.10	0.861	0.838	0.850	06/25/2027	1,728
3137FPJ55	41164	FHLMC Multi-Family	06/07/2021	20,622,938.82	19,145,170.94	18,032,725.47	2.606	0.821	0.832	07/25/2027	1,758
3137FBAB2	41192	FHLMC Multi-Family	06/17/2021	10,607,842.54	9,788,090.00	9,452,941.88	3.038	0.705	0.715	08/25/2027	1,789
3137H14A1	41222	FHLMC Multi-Family	06/30/2021	19,214,079.70	19,214,367.92	17,194,928.24	0.854	0.831	0.842	01/25/2028	1,942

Portfolio SCL2  
AP

**Fund COMM - COMMINGLED POOL**  
**Investments by Fund**  
**September 30, 2022**

CUSIP	Investment #	Issuer	Purchase Date	Book Value	Par Value	Market Value	Current Rate	YTM 360	YTM 365	Maturity Date	Days To Maturity
<b>Mortgage Backed Securities (MBS)</b>											
3132XFD47	41319	FHLMC Multi-Family	08/24/2021	15,703,125.00	15,000,000.00	14,199,950.10	2.100	0.624	0.633	11/01/2026	1,492
3137FQ3Y7	41791	FHLMC Multi-Family	01/28/2022	19,778,376.84	19,374,242.26	17,750,364.96	2.190	1.684	1.708	07/25/2029	2,489
3137BEVH4	41803	FHLMC Multi-Family	02/02/2022	13,388,093.75	12,850,000.00	12,535,307.36	3.241	1.264	1.281	09/25/2024	725
3137H6LT0	41892	FHLMC Multi-Family	03/08/2022	31,724,181.78	31,725,070.08	29,522,258.87	1.946	1.861	1.887	03/25/2027	1,636
3137H73W1	42046	FHLMC Multi-Family	04/21/2022	18,621,485.21	18,624,558.26	17,660,428.20	2.750	2.598	2.635	04/25/2027	1,667
3137F1G44	42093	FHLMC Multi-Family	04/29/2022	35,324,023.44	35,000,000.00	33,158,121.50	3.243	2.629	2.665	04/25/2027	1,667
3137BXQY1	42099	FHLMC Multi-Family	05/02/2022	40,300,000.00	40,000,000.00	37,907,752.00	3.224	2.982	3.023	03/25/2027	1,636
3137F2LJ3	42110	FHLMC Multi-Family	05/03/2022	34,967,187.50	35,000,000.00	32,953,270.00	3.117	3.069	3.112	06/25/2027	1,728
3137F1G44	42150	FHLMC Multi-Family	05/11/2022	19,956,250.00	20,000,000.00	18,947,498.00	3.243	3.220	3.265	04/25/2027	1,667
3137F4CY6	42187	FHLMC Multi-Family	05/19/2022	24,872,266.09	24,909,240.75	24,181,873.48	2.920	2.876	2.916	09/25/2024	725
3137FMD25	42205	FHLMC Multi-Family	05/24/2022	19,784,218.75	19,940,000.00	18,848,129.47	2.875	3.023	3.065	04/25/2026	1,302
3138LDYK3	42111	FNMA NOTES	05/03/2022	38,714,130.51	39,479,036.85	36,843,721.52	2.550	3.035	3.077	07/01/2026	1,369
3138LGKH8	39319	FNMA Multi-Family	03/19/2019	24,609,375.00	25,000,000.00	24,756,695.00	2.470	2.794	2.833	01/01/2024	457
3138EKX67	39457	FNMA Multi-Family	04/18/2019	1,623,588.39	1,630,147.18	1,627,253.38	2.513	2.578	2.614	03/01/2023	151
3138LEYD7	39587	FNMA Multi-Family	05/30/2019	17,337,036.78	17,651,453.30	17,162,820.30	1.970	2.656	2.693	11/01/2023	396
3138L2BU0	39632	FNMA Multi-Family	06/24/2019	6,313,125.09	6,321,026.37	6,307,111.96	2.310	2.315	2.347	12/01/2022	61
3136AXVB8	40511	FNMA Multi-Family	06/17/2020	14,634,624.35	13,669,234.65	13,250,186.49	2.620	0.680	0.690	07/25/2024	663
3138L7CU8	40541	FNMA Multi-Family	07/31/2020	20,463,866.50	18,958,996.18	18,483,761.64	2.950	0.530	0.537	07/01/2024	639
3136AY6S7	40743	FNMA Multi-Family	11/12/2020	16,857,624.58	15,727,229.93	15,143,303.05	2.656	0.384	0.390	11/25/2024	786
3138LEC33	40905	FNMA Multi-Family	01/22/2021	10,627,480.34	9,799,852.20	9,100,599.82	2.380	0.600	0.609	07/01/2026	1,369
3140HWXG2	41200	FNMA Multi-Family	06/22/2021	5,042,834.74	4,755,989.15	4,370,789.27	2.470	0.651	0.660	12/01/2026	1,522
3136AUG21	41228	FNMA Multi-Family	07/07/2021	21,256,696.07	19,935,940.05	18,339,607.53	2.495	0.927	0.940	10/25/2026	1,485
3138LNKZ3	41491	FNMA Multi-Family	11/02/2021	2,720,997.01	2,606,943.24	2,587,181.85	3.440	0.628	0.637	06/01/2025	974
3138LDLP6	41854	FNMA Multi-Family	02/23/2022	11,036,056.82	10,727,637.25	10,124,198.54	2.750	1.876	1.902	04/01/2026	1,278
3138LCT54	42039	FNMA Multi-Family	04/20/2022	35,196,875.00	35,000,000.00	33,405,052.45	3.100	2.909	2.949	01/01/2026	1,188
3138LFUJ5	42112	FNMA Multi-Family	05/03/2022	19,493,750.00	20,000,000.00	18,410,355.40	2.470	3.050	3.093	10/01/2026	1,461
3136AK2F9	42120	FNMA Multi-Family	05/04/2022	39,700,513.96	39,613,858.65	37,829,139.44	3.397	3.195	3.240	08/25/2026	1,424
3138LD5W9	42133	FNMA Multi-Family	05/06/2022	14,643,750.00	15,000,000.00	13,939,410.45	2.625	3.170	3.214	06/01/2026	1,339
3138LD5W9	42137	FNMA Multi-Family	05/09/2022	14,622,656.25	15,000,000.00	13,939,410.45	2.625	3.208	3.253	06/01/2026	1,339
3138LEC82	42151	FNMA Multi-Family	05/11/2022	19,509,375.00	20,000,000.00	18,682,762.40	2.570	3.165	3.209	07/01/2026	1,369
3140HV6S8	42188	FNMA Multi-Family	05/19/2022	28,959,375.00	30,000,000.00	27,286,916.10	2.190	2.988	3.030	11/01/2026	1,492
3138LD5W9	42234	FNMA Multi-Family	06/01/2022	7,880,625.00	8,000,000.00	7,434,352.24	2.625	3.296	3.342	06/01/2026	1,339

Portfolio SCL2  
AP

FI (PRF\_FI) 7.3.11  
Report Ver. 7.3.11

**Fund COMM - COMMINGLED POOL**  
**Investments by Fund**  
**September 30, 2022**

CUSIP	Investment #	Issuer	Purchase Date	Book Value	Par Value	Market Value	Current Rate	YTM 360	YTM 365	Maturity Date	Days To Maturity
<b>Mortgage Backed Securities (MBS)</b>											
3140QMQJ6	41525	FNMA Single Family Pool	11/16/2021	12,793,090.14	12,642,955.05	11,395,684.80	1.500	1.092	1.107	11/01/2031	3,318
3140XDHF6	41526	FNMA Single Family Pool	11/16/2021	23,313,515.56	22,905,511.14	20,642,335.09	1.500	0.899	0.911	09/01/2031	3,257
31418EAD2	41676	FNMA Single Family Pool	12/16/2021	17,869,854.56	17,638,351.20	15,885,103.15	1.500	1.055	1.070	12/01/2031	3,348
<b>Subtotal and Average</b>				<b>1,035,545,982.18</b>	<b>1,020,199,193.13</b>	<b>963,002,764.69</b>	<b>1.990</b>	<b>2.018</b>			<b>1,389</b>
<b>Federal Agency Bonds</b>											
3133EJPX1	38718	FFCB NOTES	05/21/2018	4,998,930.91	5,000,000.00	4,995,836.05	2.875	3.253	3.299	12/21/2022	81
3133EJY60	39105	FFCB NOTES	12/24/2018	12,510,715.04	12,500,000.00	12,469,577.25	3.020	2.765	2.803	03/03/2023	153
3133EJV57	39165	FFCB NOTES	01/18/2019	14,872,833.62	14,875,000.00	14,849,392.24	2.625	2.640	2.676	01/18/2023	109
3133EKLA2	39565	FFCB NOTES	05/22/2019	9,591,184.26	9,590,000.00	9,489,387.47	2.300	2.247	2.279	05/15/2023	226
3133EKS7	39639	FFCB NOTES	06/26/2019	9,992,510.07	10,000,000.00	9,816,777.60	1.770	1.850	1.876	06/26/2023	268
3133ELCS1	40135	FFCB NOTES	12/11/2019	14,432,320.00	14,450,000.00	13,928,609.32	1.550	1.615	1.638	03/11/2024	527
3133EJVC0	40535	FFCB NOTES	07/22/2020	15,702,699.55	15,000,000.00	14,678,993.70	2.950	0.342	0.347	07/24/2024	662
3133ELVQ4	40585	FFCB NOTES	09/11/2020	15,190,975.61	15,000,000.00	13,823,969.25	0.950	0.429	0.435	04/01/2025	913
3133EMTW2	41015	FFCB NOTES	03/24/2021	16,393,884.05	16,400,000.00	15,444,794.46	0.300	0.321	0.325	03/18/2024	534
3133EMVP4	41058	FFCB NOTES	04/13/2021	34,987,680.00	35,000,000.00	34,277,881.05	0.125	0.188	0.191	04/13/2023	194
3133ELG99	41327	FFCB NOTES	08/27/2021	7,818,443.38	7,825,000.00	7,346,180.43	0.375	0.419	0.424	06/10/2024	618
3133EM4X7	41408	FFCB NOTES	09/29/2021	12,691,397.98	12,796,000.00	11,194,458.78	0.800	0.999	1.013	09/10/2026	1,440
3133ENEJ5	41536	FFCB NOTES	11/18/2021	24,979,582.18	25,000,000.00	23,283,742.50	0.875	0.901	0.913	11/18/2024	779
3133ENKS8	41747	FFCB NOTES	01/11/2022	12,478,677.33	12,500,000.00	11,645,042.75	1.125	1.185	1.201	01/06/2025	828
3133ENNB2	41818	FFCB NOTES	02/08/2022	3,970,576.97	4,000,000.00	3,602,203.72	1.625	1.778	1.803	02/03/2027	1,586
3133ENNY2	41842	FFCB NOTES	02/17/2022	29,943,000.00	30,000,000.00	27,639,469.50	1.750	1.783	1.808	02/17/2026	1,235
3133ENPX2	41860	FFCB NOTES	02/24/2022	19,956,969.79	20,000,000.00	18,676,791.60	1.800	1.851	1.877	08/22/2025	1,056
3133ENRZ5	41914	FFCB NOTES	03/17/2022	14,945,117.22	15,000,000.00	14,119,806.90	1.950	2.075	2.104	03/17/2025	898
3133ENU00	42079	FFCB NOTES	04/28/2022	19,893,286.48	20,000,000.00	18,942,362.80	2.640	2.762	2.800	04/08/2026	1,285
3133ENZG8	42304	FFCB NOTES	06/21/2022	19,965,013.68	20,000,000.00	19,552,526.80	3.375	3.396	3.443	06/20/2025	993
3133ENB33	42402	FFCB NOTES	07/19/2022	19,959,296.00	20,000,000.00	19,084,260.00	3.050	3.053	3.096	07/19/2027	1,752
3133ENN22	42568	FFCB NOTES	09/22/2022	24,943,722.92	25,000,000.00	24,619,271.00	3.750	3.778	3.830	09/22/2025	1,087
3130AFE78	39016	FHLB NOTES	11/29/2018	14,349,670.25	14,350,000.00	14,339,530.38	3.000	2.970	3.012	12/09/2022	69
3130AOF70	39069	FHLB NOTES	12/14/2018	10,049,531.05	10,000,000.00	9,879,528.80	3.375	2.883	2.923	12/08/2023	433
3130AOF70	39106	FHLB NOTES	12/24/2018	3,521,470.87	3,500,000.00	3,457,835.08	3.375	2.778	2.817	12/08/2023	433
3130AB3H7	39362	FHLB NOTES	03/29/2019	14,270,250.62	14,250,000.00	13,854,544.69	2.375	2.238	2.269	03/08/2024	524

**Fund COMM - COMMINGLED POOL**  
**Investments by Fund**  
**September 30, 2022**

CUSIP	Investment #	Issuer	Purchase Date	Book Value	Par Value	Market Value	Current Rate	YTM 360	YTM 365	Maturity Date	Days To Maturity
<b>Federal Agency Bonds</b>											
3133834G3	39559	FHLB NOTES	05/21/2019	9,992,685.87	10,000,000.00	9,854,442.80	2.125	2.205	2.236	06/09/2023	251
3133834G3	39592	FHLB NOTES	06/03/2019	9,998,061.96	10,000,000.00	9,854,442.80	2.125	2.124	2.154	06/09/2023	251
3133834G3	39665	FHLB NOTES	07/08/2019	21,533,533.93	21,505,000.00	21,191,979.24	2.125	1.897	1.923	06/09/2023	251
3130A2UW4	39852	FHLB NOTES	09/16/2019	10,199,427.38	10,000,000.00	9,725,753.30	2.875	1.776	1.801	09/13/2024	713
3130A3DL5	39936	FHLB NOTES	10/16/2019	10,006,015.99	9,940,000.00	9,771,987.46	2.375	1.617	1.639	09/08/2023	342
3130A2UW4	39985	FHLB NOTES	10/29/2019	30,621,113.91	30,000,000.00	29,177,259.90	2.875	1.737	1.762	09/13/2024	713
3130A2UW4	40501	FHLB NOTES	05/14/2020	5,230,705.39	5,000,000.00	4,862,876.65	2.875	0.474	0.481	09/13/2024	713
3130AJ7E3	40597	FHLB NOTES	09/17/2020	20,089,259.77	20,000,000.00	19,827,063.60	1.375	0.187	0.190	02/17/2023	139
3130AMRY0	41160	FHLB NOTES	06/04/2021	19,993,823.96	20,000,000.00	19,478,120.60	0.125	0.168	0.171	06/02/2023	244
3130AN4T4	41376	FHLB NOTES	09/17/2021	10,025,683.23	10,000,000.00	8,867,176.30	0.875	0.793	0.804	06/12/2026	1,350
3130ANYM6	41475	FHLB NOTES	10/27/2021	24,927,649.39	25,000,000.00	24,074,332.25	0.125	0.439	0.445	08/28/2023	331
3130A8ZQ9	41509	FHLB NOTES	11/09/2021	20,446,034.27	20,000,000.00	18,624,053.20	1.750	0.963	0.977	09/12/2025	1,077
3130AQF40	41694	FHLB NOTES	12/22/2021	14,994,441.09	15,000,000.00	13,946,395.05	1.000	1.003	1.017	12/20/2024	811
3130ARHG9	41941	FHLB NOTES	03/25/2022	24,979,149.35	25,000,000.00	24,269,448.50	2.125	2.156	2.186	02/28/2024	515
3130AFBC0	42503	FHLB NOTES	08/24/2022	19,944,903.92	20,000,000.00	19,597,694.60	3.250	3.350	3.396	09/13/2024	713
3130AT4D6	42505	FHLB NOTES	08/25/2022	20,001,511.25	20,000,000.00	19,676,493.40	3.375	3.326	3.372	06/14/2024	622
3130AOXE5	42563	FHLB NOTES	09/21/2022	17,782,624.55	18,000,000.00	17,725,494.78	3.250	4.067	4.124	03/08/2024	524
3137EAEP0	40331	FHLMC NOTES	02/14/2020	24,990,888.90	25,000,000.00	23,484,074.75	1.500	1.497	1.517	02/12/2025	865
3137EAEV7	40554	FHLMC NOTES	08/26/2020	14,995,595.45	15,000,000.00	14,481,343.80	0.250	0.279	0.282	08/24/2023	327
3137EAEW5	40571	FHLMC NOTES	09/04/2020	34,996,409.27	35,000,000.00	33,683,153.00	0.250	0.257	0.261	09/08/2023	342
3137EAEW5	40576	FHLMC NOTES	09/08/2020	19,997,191.67	20,000,000.00	19,247,516.00	0.250	0.261	0.265	09/08/2023	342
3137EAEX3	40612	FHLMC NOTES	09/25/2020	9,982,053.84	10,000,000.00	8,925,213.80	0.375	0.430	0.435	09/23/2025	1,088
3137EAEV7	40620	FHLMC NOTES	09/28/2020	25,005,326.72	25,000,000.00	24,135,573.00	0.250	0.223	0.226	08/24/2023	327
3137EAEV7	40815	FHLMC NOTES	12/09/2020	20,003,180.31	20,000,000.00	19,308,458.40	0.250	0.229	0.232	08/24/2023	327
3135G0T78	38163	FNMA NOTES	11/22/2017	4,999,905.99	5,000,000.00	4,999,584.70	2.000	2.149	2.179	10/05/2022	4
3135G0V75	40044	FNMA NOTES	11/14/2019	25,004,350.42	25,000,000.00	23,942,209.00	1.750	1.715	1.739	07/02/2024	640
3135G0X24	40233	FNMA NOTES	01/10/2020	14,978,271.79	15,000,000.00	14,153,658.15	1.625	1.668	1.691	01/07/2025	829
3135G03U5	40489	FNMA NOTES	04/30/2020	7,009,497.81	7,000,000.00	6,379,841.16	0.625	0.563	0.571	04/22/2025	934
3135G04Z3	40514	FNMA NOTES	06/19/2020	19,977,527.03	20,000,000.00	18,078,860.20	0.500	0.534	0.542	06/17/2025	990
3135G05X7	40555	FNMA NOTES	08/27/2020	29,918,477.42	30,000,000.00	26,828,869.20	0.375	0.463	0.469	08/25/2025	1,059
3135G04Z3	40635	FNMA NOTES	10/06/2020	15,026,059.37	15,000,000.00	13,559,145.15	0.500	0.429	0.435	06/17/2025	990
3135G06H1	40774	FNMA NOTES	11/25/2020	44,980,276.52	45,000,000.00	42,998,796.00	0.250	0.284	0.288	11/27/2023	422

**Fund COMM - COMMINGLED POOL**  
**Investments by Fund**  
**September 30, 2022**

CUSIP	Investment #	Issuer	Purchase Date	Book Value	Par Value	Market Value	Current Rate	YTM 360	YTM 365	Maturity Date	Days To Maturity
<b>Federal Agency Bonds</b>											
3135G05G4	40832	FNMA NOTES	12/11/2020	25,005,180.57	25,000,000.00	24,281,912.00	0.250	0.220	0.223	07/10/2023	282
3135G05G4	40867	FNMA NOTES	12/23/2020	15,009,036.31	15,000,000.00	14,569,147.20	0.250	0.169	0.172	07/10/2023	282
3135G05X7	40971	FNMA NOTES	02/26/2021	14,863,519.09	15,000,000.00	13,414,434.60	0.375	0.684	0.694	08/25/2025	1,059
3135G05X7	40998	FNMA NOTES	03/15/2021	14,836,450.88	15,000,000.00	13,414,434.60	0.375	0.747	0.758	08/25/2025	1,059
3135G06G3	41005	FNMA NOTES	03/19/2021	9,901,848.20	10,000,000.00	8,906,895.40	0.500	0.812	0.823	11/07/2025	1,133
3135G05X7	41006	FNMA NOTES	03/19/2021	14,827,112.03	15,000,000.00	13,414,434.60	0.375	0.769	0.780	08/25/2025	1,059
3135G04Z3	41094	FNMA NOTES	04/23/2021	23,619,382.67	23,703,000.00	21,426,161.17	0.500	0.623	0.632	06/17/2025	990
3135G05X7	41537	FNMA NOTES	11/18/2021	24,498,195.28	25,000,000.00	22,357,391.00	0.375	1.068	1.083	08/25/2025	1,059
3135G05X7	41559	FNMA NOTES	11/26/2021	9,762,642.85	10,000,000.00	8,942,956.40	0.375	1.198	1.214	08/25/2025	1,059
3135G05X7	42344	FNMA NOTES	06/30/2022	9,224,680.53	10,000,000.00	8,942,956.40	0.375	3.163	3.207	08/25/2025	1,059
880591EW8	40799	TENNESSEE VALLEY AUTHORITY	12/03/2020	19,201,452.25	19,075,000.00	17,390,753.99	0.750	0.487	0.494	05/15/2025	957
<b>Subtotal and Average</b>				<b>1,185,790,878.21</b>	<b>1,186,259,000.00</b>	<b>1,126,805,562.22</b>		<b>1.334</b>	<b>1.352</b>		<b>688</b>
<b>Federal Agency Bonds - CALLABLE</b>											
3133ELVX9	40445	FFCB NOTES	04/08/2020	15,000,000.00	15,000,000.00	14,199,930.30	0.875	0.863	0.875	04/08/2024	555
3133EL5S9	40568	FFCB NOTES	09/03/2020	20,000,000.00	20,000,000.00	18,522,694.00	0.480	0.473	0.480	09/03/2024	703
3133EL6E9	40581	FFCB NOTES	09/09/2020	15,000,000.00	15,000,000.00	13,866,991.20	0.420	0.414	0.420	09/09/2024	709
3133EMBE1	40720	FFCB NOTES	11/04/2020	14,437,954.79	14,450,000.00	13,575,052.93	0.300	0.351	0.356	03/28/2024	544
3133EMHE5	40831	FFCB NOTES	12/11/2020	15,219,556.71	15,220,000.00	15,131,487.94	0.170	0.185	0.187	11/30/2022	60
3133EMLE0	40864	FFCB NOTES	12/22/2020	20,000,000.00	20,000,000.00	19,172,978.60	0.190	0.187	0.190	09/22/2023	356
3133EMLP5	40870	FFCB NOTES	12/24/2020	15,000,000.00	15,000,000.00	13,676,673.60	0.320	0.315	0.320	12/23/2024	814
3133EMVS8	41063	FFCB NOTES	04/14/2021	40,000,000.00	40,000,000.00	36,366,224.00	0.690	0.680	0.690	04/14/2025	926
3133ENJC5	41695	FFCB NOTES	12/22/2021	12,000,000.00	12,000,000.00	10,562,600.28	1.290	1.272	1.290	12/22/2026	1,543
3133ENJC5	41696	FFCB NOTES	12/22/2021	12,000,000.00	12,000,000.00	10,562,600.28	1.290	1.272	1.290	12/22/2026	1,543
3133ENQD5	41869	FFCB NOTES	03/01/2022	7,000,000.00	7,000,000.00	6,357,403.29	2.170	2.140	2.170	03/01/2027	1,612
3133ENQD5	41870	FFCB NOTES	03/01/2022	10,000,000.00	10,000,000.00	9,082,004.70	2.170	2.140	2.170	03/01/2027	1,612
3133ENQD5	41871	FFCB NOTES	03/01/2022	10,000,000.00	10,000,000.00	9,082,004.70	2.170	2.140	2.170	03/01/2027	1,612
3133ENF96	42484	FFCB NOTES	08/17/2022	20,000,000.00	20,000,000.00	19,559,994.40	3.960	3.905	3.960	08/17/2026	1,416
3130AJLA5	40502	FHLB NOTES	05/19/2020	5,000,000.00	5,000,000.00	4,532,208.70	0.750	0.739	0.750	05/19/2025	961
3130ALDL5	40968	FHLB NOTES	02/25/2021	35,000,000.00	35,000,000.00	31,039,614.55	0.625	0.616	0.625	02/25/2026	1,243
3130ALMM3	41031	FHLB NOTES	03/30/2021	9,200,000.00	9,200,000.00	8,162,095.93	1.000	0.986	1.000	03/30/2026	1,276
3130ALCV4	41057	FHLB NOTES	04/13/2021	14,902,984.18	15,000,000.00	13,228,450.65	0.750	0.932	0.945	02/24/2026	1,242

**Fund COMM - COMMINGLED POOL**  
**Investments by Fund**  
**September 30, 2022**

CUSIP	Investment #	Issuer	Purchase Date	Book Value	Par Value	Market Value	Current Rate	YTM 360	YTM 365	Maturity Date	Days To Maturity
<b>Federal Agency Bonds - CALLABLE</b>											
3130ALZ31	41110	FHLB NOTES	04/28/2021	35,000,000.00	35,000,000.00	32,291,318.50	0.625	0.616	0.625	10/28/2024	758
3130AM4N9	41113	FHLB NOTES	04/29/2021	15,000,000.00	15,000,000.00	13,274,678.40	1.000	0.986	1.000	04/29/2026	1,306
3130ANA42	41260	FHLB NOTES	07/28/2021	11,995,880.00	12,000,000.00	10,868,899.08	0.650	0.654	0.663	04/28/2025	940
3130ALEY6	41278	FHLB NOTES	08/04/2021	24,722,607.98	24,730,000.00	21,832,596.11	0.800	0.797	0.808	03/04/2026	1,250
3130ANWF3	41332	FHLB NOTES	08/30/2021	45,000,000.00	45,000,000.00	39,387,429.45	0.970	0.956	0.970	08/25/2026	1,424
3130ANVR8	41365	FHLB NOTES	09/14/2021	24,000,000.00	24,000,000.00	21,051,234.72	1.000	0.986	1.000	08/14/2026	1,413
3130AKZ25	41640	FHLB NOTES	12/08/2021	17,931,691.40	18,300,000.00	16,078,894.60	0.650	1.241	1.259	02/26/2026	1,244
3130ANMH0	41652	FHLB NOTES	12/13/2021	24,751,215.17	25,000,000.00	22,007,347.75	1.100	1.346	1.365	08/20/2026	1,419
3130AQDY6	41716	FHLB NOTES	12/30/2021	16,040,000.00	16,040,000.00	14,866,382.07	1.000	0.986	1.000	12/30/2024	821
3130AMU67	41933	FHLB NOTES	03/23/2022	14,506,554.85	15,000,000.00	14,012,237.70	0.400	2.318	2.350	06/28/2024	636
3130AMU67	41934	FHLB NOTES	03/23/2022	14,508,632.02	15,000,000.00	14,012,237.70	0.400	2.309	2.341	06/28/2024	636
3130ARFG1	41954	FHLB NOTES	03/30/2022	20,000,000.00	20,000,000.00	18,324,108.20	2.400	2.367	2.400	03/25/2027	1,636
3130AKYH3	41960	FHLB NOTES	03/31/2022	18,197,170.78	19,655,000.00	16,879,018.41	0.830	2.618	2.655	02/10/2027	1,593
3130ARJT9	41995	FHLB NOTES	04/12/2022	25,000,000.00	25,000,000.00	23,342,835.75	2.910	2.870	2.910	04/12/2027	1,654
3130ARN23	42077	FHLB NOTES	04/28/2022	25,000,000.00	25,000,000.00	23,498,819.75	3.200	3.156	3.200	04/28/2027	1,670
3130ARPR6	42089	FHLB NOTES	04/29/2022	35,000,000.00	35,000,000.00	32,887,693.65	3.100	3.057	3.100	04/29/2027	1,671
3130ARQ87	42090	FHLB NOTES	04/29/2022	15,000,000.00	15,000,000.00	14,209,957.65	3.000	2.958	3.000	04/29/2026	1,306
3130ARQ87	42091	FHLB NOTES	04/29/2022	25,000,000.00	25,000,000.00	23,683,262.75	3.000	2.958	3.000	04/29/2026	1,306
3130ARQ87	42092	FHLB NOTES	04/29/2022	25,000,000.00	25,000,000.00	23,683,262.75	3.000	2.958	3.000	04/29/2026	1,306
3130ARUR0	42143	FHLB NOTES	05/10/2022	25,000,000.00	25,000,000.00	23,566,090.25	3.200	3.156	3.200	05/10/2027	1,682
3130ARUR0	42144	FHLB NOTES	05/10/2022	4,196,129.00	4,200,000.00	3,959,103.16	3.200	3.177	3.221	05/10/2027	1,682
3130ARUZ2	42166	FHLB NOTES	05/13/2022	10,000,000.00	10,000,000.00	9,496,593.50	3.100	3.057	3.100	05/13/2026	1,320
3130ANMH0	42245	FHLB NOTES	06/03/2022	9,462,308.03	10,215,000.00	8,992,202.29	1.100	3.095	3.138	08/20/2026	1,419
3130AS6Q7	42256	FHLB NOTES	06/07/2022	30,000,000.00	30,000,000.00	28,303,948.20	3.250	3.205	3.250	06/07/2027	1,710
3134GVVX3	40506	FHLMC NOTES	05/28/2020	6,000,000.00	6,000,000.00	5,433,529.62	0.750	0.739	0.750	05/28/2025	970
3134GVYX0	40508	FHLMC NOTES	06/03/2020	10,000,000.00	10,000,000.00	9,401,512.20	0.500	0.493	0.500	06/03/2024	611
3134GVYX0	40509	FHLMC NOTES	06/03/2020	10,000,000.00	10,000,000.00	9,401,512.20	0.500	0.493	0.500	06/03/2024	611
3134GWUD6	40625	FHLMC NOTES	09/30/2020	15,000,000.00	15,000,000.00	13,688,140.50	0.400	0.394	0.400	12/30/2024	821
3134GWR3	40626	FHLMC NOTES	09/30/2020	24,500,000.00	24,500,000.00	21,778,972.18	0.520	0.512	0.520	09/30/2025	1,095
3134GWZR0	40657	FHLMC NOTES	10/21/2020	8,766,619.90	8,770,000.00	8,085,245.07	0.400	0.413	0.418	10/21/2024	751
3134GW6E1	40706	FHLMC NOTES	11/02/2020	60,000,000.00	60,000,000.00	57,373,828.20	0.320	0.315	0.320	11/02/2023	397
3134GW6E1	40707	FHLMC NOTES	11/02/2020	5,000,000.00	5,000,000.00	4,781,152.35	0.320	0.315	0.320	11/02/2023	397

Portfolio SCL2  
AP

FI (PRF\_FI) 7.3.11  
Report Ver. 7.3.11



**Fund COMM - COMMINGLED POOL**  
**Investments by Fund**  
**September 30, 2022**

CUSIP	Investment #	Issuer	Purchase Date	Book Value	Par Value	Market Value	Current Rate	YTM 360	YTM 365	Maturity Date	Maturity Days To
<b>Federal Agency Bonds - CALLABLE</b>											
3134GXBL7	40754	FHLMC NOTES	11/18/2020	13,869,090.98	13,873,000.00	13,230,596.17	0.300	0.320	0.325	11/16/2023	411
3134GXDK7	40783	FHLMC NOTES	11/30/2020	30,000,000.00	30,000,000.00	28,124,459.70	0.325	0.320	0.325	05/30/2024	607
3134GXEX8	40805	FHLMC NOTES	12/07/2020	21,323,568.79	21,325,000.00	20,741,949.34	0.250	0.256	0.260	06/01/2023	243
3134GW5R3	42038	FHLMC NOTES	04/20/2022	34,523,686.08	37,000,000.00	32,939,374.69	0.650	2.919	2.959	10/27/2025	1,122
3134GW5R3	42071	FHLMC NOTES	04/27/2022	14,937,678.22	16,000,000.00	14,244,053.92	0.650	2.899	2.940	10/27/2025	1,122
3134GW6C5	42098	FHLMC NOTES	05/02/2022	18,277,727.48	20,000,000.00	17,345,683.80	0.800	3.036	3.078	10/28/2026	1,488
3134GXHX5	42109	FHLMC NOTES	05/03/2022	13,630,883.53	15,000,000.00	12,957,480.75	0.850	3.145	3.189	12/23/2026	1,544
3134GX3A0	42587	FHLMC NOTES	09/30/2022	14,934,660.56	15,000,000.00	14,890,134.60	4.750	4.840	4.908	09/30/2025	1,095
3136G4XZ1	40522	FNMA NOTES	06/30/2020	15,000,000.00	15,000,000.00	13,549,951.95	0.740	0.729	0.740	06/30/2025	1,003
3136G4XZ1	40523	FNMA NOTES	06/30/2020	5,000,000.00	5,000,000.00	4,516,650.65	0.740	0.729	0.740	06/30/2025	1,003
3136G4YU1	40528	FNMA NOTES	07/15/2020	10,000,000.00	10,000,000.00	9,016,870.40	0.730	0.720	0.730	07/15/2025	1,018
3136G4YU1	40529	FNMA NOTES	07/15/2020	5,518,000.00	5,518,000.00	4,975,509.09	0.730	0.720	0.730	07/15/2025	1,018
3136G4A45	40534	FNMA NOTES	07/22/2020	20,000,000.00	20,000,000.00	18,011,856.80	0.710	0.700	0.710	07/22/2025	1,025
3136G4B77	40543	FNMA NOTES	08/04/2020	20,000,000.00	20,000,000.00	17,981,838.80	0.700	0.690	0.700	08/04/2025	1,038
3135G05P4	40546	FNMA NOTES	08/10/2020	24,997,537.28	25,000,000.00	24,174,701.50	0.300	0.307	0.311	08/03/2023	306
3136G4H63	40550	FNMA NOTES	08/19/2020	11,500,000.00	11,500,000.00	10,277,987.23	0.550	0.542	0.550	08/19/2025	1,053
3136G4H63	40551	FNMA NOTES	08/19/2020	10,000,000.00	10,000,000.00	8,937,380.20	0.550	0.542	0.550	08/19/2025	1,053
3136G4H63	40552	FNMA NOTES	08/19/2020	15,000,000.00	15,000,000.00	13,406,070.30	0.550	0.542	0.550	08/19/2025	1,053
3136G4X40	40575	FNMA NOTES	09/08/2020	12,638,153.13	12,640,000.00	11,305,223.84	0.600	0.596	0.605	08/26/2025	1,060
3136G43H4	40592	FNMA NOTES	09/16/2020	11,685,000.00	11,685,000.00	10,789,749.75	0.400	0.394	0.400	09/16/2024	716
3136G43C5	40611	FNMA NOTES	09/24/2020	10,000,000.00	10,000,000.00	9,561,700.70	0.300	0.295	0.300	10/24/2023	388
3136G46K4	40685	FNMA NOTES	10/28/2020	35,000,000.00	35,000,000.00	31,310,089.65	0.500	0.493	0.500	07/28/2025	1,031
3136G46K4	40686	FNMA NOTES	10/28/2020	14,000,000.00	14,000,000.00	12,524,035.86	0.500	0.493	0.500	07/28/2025	1,031
3136G46K4	40687	FNMA NOTES	10/28/2020	26,000,000.00	26,000,000.00	23,258,923.74	0.500	0.493	0.500	07/28/2025	1,031
3136G45C3	40749	FNMA NOTES	11/17/2020	9,988,505.06	10,000,000.00	8,871,468.40	0.540	0.570	0.577	10/27/2025	1,122
3135GA2Z3	40780	FNMA NOTES	11/27/2020	24,988,205.31	25,000,000.00	22,149,269.75	0.560	0.567	0.575	11/17/2025	1,143
3135GA7F2	40847	FNMA NOTES	12/15/2020	39,800,000.00	39,800,000.00	37,476,491.92	0.350	0.345	0.350	03/15/2024	531
3135GAAJ0	40873	FNMA NOTES	12/28/2020	40,000,000.00	40,000,000.00	37,117,729.60	0.360	0.355	0.359	07/26/2024	664
3135GAAJ0	40874	FNMA NOTES	12/28/2020	20,000,000.00	20,000,000.00	18,558,864.80	0.360	0.355	0.359	07/26/2024	664
3136G4W41	41809	FNMA NOTES	02/03/2022	29,236,055.85	30,000,000.00	26,875,157.10	0.650	1.534	1.556	08/25/2025	1,059
3135G06L2	41964	FNMA NOTES	04/01/2022	18,617,268.36	20,000,000.00	17,315,262.40	0.875	2.594	2.630	12/18/2026	1,539
<b>Subtotal and Average</b>				<b>1,529,805,325.44</b>	<b>1,542,621,000.00</b>	<b>1,413,571,572.16</b>		<b>1.322</b>	<b>1.340</b>		<b>1,046</b>

**Fund COMM - COMMINGLED POOL**  
**Investments by Fund**  
**September 30, 2022**

CUSIP	Investment #	Issuer	Purchase Date	Book Value	Par Value	Market Value	Current Rate	YTM 360	YTM 365	Maturity Date	Days To Maturity
<b>US Treasury Notes</b>											
9128286Z8	40155	U.S. TREASURY NOTES	12/13/2019	30,003,150.87	30,000,000.00	28,729,680.00	1.750	1.719	1.743	06/30/2024	638
91282CBH3	41010	U.S. TREASURY NOTES	03/23/2021	29,531,187.94	30,000,000.00	26,428,140.00	0.375	0.842	0.854	01/31/2026	1,218
91282CAJ0	41011	U.S. TREASURY NOTES	03/23/2021	29,576,802.85	30,000,000.00	26,731,650.00	0.250	0.732	0.743	08/31/2025	1,065
912828ZW3	41016	U.S. TREASURY NOTES	03/24/2021	24,714,131.53	25,000,000.00	22,445,300.00	0.250	0.663	0.672	06/30/2025	1,003
912828XB1	41023	U.S. TREASURY NOTES	03/26/2021	25,987,762.27	25,000,000.00	23,693,350.00	2.125	0.588	0.596	05/15/2025	957
91282CAB7	41024	U.S. TREASURY NOTES	03/26/2021	34,602,961.18	35,000,000.00	31,293,570.00	0.250	0.647	0.656	07/31/2025	1,034
91282CBE0	41048	U.S. TREASURY NOTES	04/08/2021	44,902,644.63	45,000,000.00	42,658,605.00	0.125	0.289	0.293	01/15/2024	471
912828V80	41054	U.S. TREASURY NOTES	04/12/2021	46,159,519.39	45,000,000.00	43,809,975.00	2.250	0.303	0.307	01/31/2024	487
912828ZW3	41062	U.S. TREASURY NOTES	04/13/2021	39,508,153.63	40,000,000.00	35,912,480.00	0.250	0.695	0.705	06/30/2025	1,003
91282CAJ0	41067	U.S. TREASURY NOTES	04/14/2021	29,581,904.30	30,000,000.00	26,731,650.00	0.250	0.726	0.736	08/31/2025	1,065
912828ZT0	41075	U.S. TREASURY NOTES	04/15/2021	29,673,137.86	30,000,000.00	26,990,640.00	0.250	0.656	0.665	05/31/2025	973
91282CBH3	41484	U.S. TREASURY NOTES	10/29/2021	24,432,428.16	25,000,000.00	22,023,450.00	0.375	1.058	1.073	01/31/2026	1,218
9128287B0	41496	U.S. TREASURY NOTES	11/03/2021	25,713,547.79	25,000,000.00	23,030,275.00	1.875	1.076	1.091	06/30/2026	1,368
91282CAJ0	41517	U.S. TREASURY NOTES	11/12/2021	29,340,908.97	30,000,000.00	26,731,650.00	0.250	1.006	1.020	08/31/2025	1,065
9128285Z9	41541	U.S. TREASURY NOTES	11/19/2021	35,883,061.81	35,000,000.00	34,178,305.00	2.500	0.584	0.592	01/31/2024	487
9128286X3	41550	U.S. TREASURY NOTES	11/23/2021	25,770,522.02	25,000,000.00	23,253,900.00	2.125	1.239	1.257	05/31/2026	1,338
912828P46	41602	U.S. TREASURY NOTES	11/26/2021	40,496,008.63	40,000,000.00	36,742,200.00	1.625	1.229	1.246	02/15/2026	1,233
9128282D1	41613	U.S. TREASURY NOTES	11/30/2021	40,339,749.61	40,000,000.00	38,967,200.00	1.375	0.434	0.440	08/31/2023	334
9128286A3	41619	U.S. TREASURY NOTES	12/01/2021	31,516,435.51	30,000,000.00	28,517,580.00	2.625	1.055	1.070	01/31/2026	1,218
912828P46	41623	U.S. TREASURY NOTES	12/02/2021	25,431,940.08	25,000,000.00	22,963,875.00	1.625	1.084	1.099	02/15/2026	1,233
912828YD6	41656	U.S. TREASURY NOTES	12/13/2021	40,259,509.29	40,000,000.00	36,009,360.00	1.375	1.187	1.203	08/31/2026	1,430
912828P79	41658	U.S. TREASURY NOTES	12/13/2021	40,185,060.80	40,000,000.00	39,629,680.00	1.500	0.367	0.372	02/28/2023	150
91282CAT8	41659	U.S. TREASURY NOTES	12/13/2021	38,925,515.69	40,000,000.00	35,429,680.00	0.250	1.127	1.143	10/31/2025	1,126
91282CBM2	41660	U.S. TREASURY NOTES	12/13/2021	39,684,866.97	40,000,000.00	37,793,760.00	0.125	0.693	0.703	02/15/2024	502
91282CBM2	41682	U.S. TREASURY NOTES	12/17/2021	39,697,171.68	40,000,000.00	37,793,760.00	0.125	0.671	0.680	02/15/2024	502
9128284U1	41686	U.S. TREASURY NOTES	12/20/2021	40,634,829.44	40,000,000.00	39,573,440.00	2.625	0.483	0.490	06/30/2023	272
9128284U1	41687	U.S. TREASURY NOTES	12/20/2021	20,315,125.67	20,000,000.00	19,786,720.00	2.625	0.498	0.505	06/30/2023	272
912828YG9	41816	U.S. TREASURY NOTES	02/07/2022	19,907,862.25	20,000,000.00	18,167,960.00	1.625	1.721	1.745	09/30/2026	1,460
912828Y95	42053	U.S. TREASURY NOTES	04/22/2022	43,285,978.54	45,000,000.00	41,380,650.00	1.875	2.899	2.939	07/31/2026	1,399
9128287B0	42104	U.S. TREASURY NOTES	05/02/2022	33,720,312.50	35,000,000.00	32,242,385.00	1.875	2.878	2.918	06/30/2026	1,368
<b>Subtotal and Average</b>				<b>999,782,191.86</b>	<b>1,000,000,000.00</b>	<b>929,640,870.00</b>		<b>0.959</b>	<b>0.973</b>		<b>896</b>

**Fund COMM - COMMINGLED POOL**  
**Investments by Fund**  
**September 30, 2022**

CUSIP	Investment #	Issuer	Purchase Date	Book Value	Par Value	Market Value	Current Rate	YTM 360	YTM 365	Maturity Date	Days To Maturity
<b>Corporate Bonds</b>											
037833CU2	40165	APPLE INC	12/16/2019	10,124,343.22	10,000,000.00	9,755,813.20	2.850	2.010	2.038	05/11/2024	588
037833DF4	40274	APPLE INC	01/23/2020	5,090,144.47	5,000,000.00	4,806,781.35	2.750	1.892	1.918	01/13/2025	835
037833DV9	40499	APPLE INC	05/11/2020	6,996,121.48	7,000,000.00	6,858,170.48	0.750	0.830	0.842	05/11/2023	222
037833DX5	40553	APPLE INC	08/20/2020	29,959,132.67	30,000,000.00	26,878,591.50	0.550	0.589	0.597	08/20/2025	1,054
037833EB2	40926	APPLE INC	02/08/2021	19,985,113.67	20,000,000.00	17,597,696.80	0.700	0.712	0.722	02/08/2026	1,226
037833CJ7	41990	APPLE INC	04/11/2022	11,823,450.56	11,694,000.00	11,141,781.61	3.350	3.031	3.073	02/09/2027	1,592
037833CJ7	41991	APPLE INC	04/12/2022	11,961,677.35	11,850,000.00	11,290,414.92	3.350	3.060	3.103	02/09/2027	1,592
023135BW5	41175	Amazon	06/10/2021	25,037,693.20	25,000,000.00	23,441,245.50	0.450	0.351	0.355	05/12/2024	589
023135CF1	42005	Amazon	04/13/2022	39,925,290.67	40,000,000.00	37,770,786.80	3.300	3.299	3.345	04/13/2027	1,655
084670BJ6	39496	BERKSHIRE HATHWY	04/30/2019	10,516,067.08	10,500,000.00	10,472,224.04	3.000	2.517	2.552	02/11/2023	133
084670BR8	39544	BERKSHIRE HATHWY	05/16/2019	16,633,845.65	16,624,000.00	16,534,107.71	2.750	2.576	2.611	03/15/2023	165
084670BR8	40080	BERKSHIRE HATHWY	11/26/2019	21,706,032.32	21,623,000.00	21,506,076.22	2.750	1.850	1.876	03/15/2023	165
084664CZ2	41908	BERKSHIRE HATHWY	03/15/2022	39,993,227.56	40,000,000.00	36,421,078.40	2.300	2.272	2.304	03/15/2027	1,626
194162AM5	42464	COLGATE-PALMOLIVE CO	08/09/2022	4,995,620.26	5,000,000.00	4,830,241.70	3.100	3.089	3.132	08/15/2025	1,049
19416QEL0	39553	COLGATE-PALMOLIVE	05/20/2019	9,504,586.09	9,506,000.00	9,491,270.17	2.250	2.344	2.377	11/15/2022	45
166764BV1	40500	CHEVRON CORP.	05/11/2020	5,000,000.00	5,000,000.00	4,908,200.00	1.141	1.125	1.141	05/11/2023	222
166756AE6	40548	CHEVRON CORP.	08/12/2020	15,000,000.00	15,000,000.00	13,419,982.80	0.687	0.677	0.687	08/12/2025	1,046
166764BV1	40674	CHEVRON CORP.	10/26/2020	31,519,115.50	31,370,000.00	30,794,046.80	1.141	0.353	0.358	05/11/2023	222
166756AJ5	41097	CHEVRON CORP.	04/26/2021	13,815,037.82	13,800,000.00	13,335,504.56	0.426	0.294	0.298	08/11/2023	314
57629WDG2	41926	MASSMUTUAL GLOBAL FUNDING	03/21/2022	19,993,407.41	20,000,000.00	18,985,990.40	2.800	2.775	2.813	03/21/2025	902
57629WCQ1	42334	MASSMUTUAL GLOBAL FUNDING	06/28/2022	7,018,354.81	7,500,000.00	6,771,657.08	2.350	3.948	4.003	01/14/2027	1,566
59217GEE5	40238	MET LIFE GLOBAL FUNDING	01/13/2020	10,000,850.00	10,000,000.00	9,932,793.50	1.950	1.892	1.918	01/13/2023	104
58989V2C7	41073	MET LIFE GLOBAL FUNDING	04/15/2021	10,001,779.44	10,000,000.00	9,378,838.80	0.700	0.678	0.688	04/05/2024	552
59217GEN5	41168	MET LIFE GLOBAL FUNDING	06/08/2021	14,991,238.55	15,000,000.00	13,937,477.55	0.550	0.577	0.585	06/07/2024	615
59217GEK1	41342	MET LIFE GLOBAL FUNDING	09/01/2021	9,801,640.28	9,793,000.00	9,412,726.16	0.450	0.348	0.353	09/01/2023	335
59217GEH8	41824	MET LIFE GLOBAL FUNDING	02/09/2022	18,995,254.54	19,048,000.00	18,569,895.20	0.900	1.290	1.308	06/08/2023	250
59217GBY4	41873	MET LIFE GLOBAL FUNDING	03/01/2022	8,789,696.93	8,500,000.00	7,903,310.71	3.450	2.548	2.584	12/18/2026	1,539
59217GEW5	42101	MET LIFE GLOBAL FUNDING	05/02/2022	9,852,923.00	10,000,000.00	9,472,606.60	2.800	3.382	3.429	03/21/2025	902
59217GFB0	42345	MET LIFE GLOBAL FUNDING	06/30/2022	14,989,176.33	15,000,000.00	14,546,786.40	4.400	4.356	4.417	06/30/2027	1,733
594918BX1	39489	MICROSOFT CORP	04/29/2019	6,516,524.46	6,500,000.00	6,369,372.69	2.875	2.635	2.672	02/06/2024	493
594918BQ6	40005	MICROSOFT CORP	11/01/2019	10,833,913.18	10,815,000.00	10,610,488.35	2.000	1.762	1.786	08/08/2023	311
594918BY9	42081	MICROSOFT CORP	04/28/2022	5,207,498.05	5,168,000.00	4,918,467.67	3.300	3.057	3.099	02/06/2027	1,589

Portfolio SCL2  
AP

FI (PRF\_FI) 7.3.11  
Report Ver. 7.3.11

**Fund COMM - COMMINGLED POOL**  
**Investments by Fund**  
**September 30, 2022**

CUSIP	Investment #	Issuer	Purchase Date	Book Value	Par Value	Market Value	Current Rate	YTM 360	YTM 365	Maturity Date	Days To Maturity
<b>Corporate Bonds</b>											
637639AB1	41103	National SEC Clearings Corp	04/27/2021	5,059,101.74	5,000,000.00	4,605,752.60	1.500	1.013	1.027	04/23/2025	935
64952WDT7	41081	NEW YORK LIFE GLOBAL	04/19/2021	18,606,138.86	18,611,000.00	17,850,632.89	0.400	0.419	0.424	10/21/2023	385
64952WEB5	41104	NEW YORK LIFE GLOBAL	04/27/2021	29,990,723.89	30,000,000.00	28,114,500.00	0.550	0.562	0.569	04/27/2024	574
64952WED1	41174	NEW YORK LIFE GLOBAL	06/09/2021	19,985,687.11	20,000,000.00	17,468,044.60	1.150	1.154	1.170	06/09/2026	1,347
64952WEJ8	41483	NEW YORK LIFE GLOBAL	10/29/2021	24,977,490.74	25,000,000.00	23,131,167.75	0.900	0.931	0.944	10/29/2024	759
64952WEK5	41757	NEW YORK LIFE GLOBAL	01/14/2022	34,971,195.00	35,000,000.00	32,377,985.85	1.450	1.466	1.486	01/14/2025	836
64952WED1	41825	NEW YORK LIFE GLOBAL	02/09/2022	9,149,597.21	9,445,000.00	8,249,284.06	1.150	2.012	2.040	06/09/2026	1,347
6944PL2C2	41330	PACIFIC LIFE GLOBAL	08/27/2021	40,045,108.85	40,000,000.00	38,327,600.00	0.500	0.378	0.384	09/23/2023	357
740189AM7	41978	PRECISION CASTPARTS CORP	04/07/2022	10,555,166.67	10,494,000.00	10,126,677.47	3.250	2.962	3.004	06/15/2025	988
742651DP4	40337	PRIVATE EXPORT FUND CORPORATIO	02/18/2020	11,561,853.60	11,385,000.00	10,983,735.11	2.450	1.526	1.548	07/15/2024	653
742651DX7	40379	PRIVATE EXPORT FUND CORPORATIO	03/13/2020	11,802,061.15	11,610,000.00	10,901,435.78	1.750	0.938	0.951	11/15/2024	776
74274TAH3	41117	PRIVATE EXPORT FUND CORPORATIO	04/29/2021	34,989,419.68	35,000,000.00	34,315,156.05	0.300	0.348	0.353	04/28/2023	209
74274TAG5	41284	PRIVATE EXPORT FUND CORPORATIO	08/05/2021	20,029,547.72	20,000,000.00	18,690,134.80	0.550	0.462	0.468	07/30/2024	668
74274TAG5	41558	PRIVATE EXPORT FUND CORPORATIO	11/23/2021	9,940,574.15	10,000,000.00	9,345,067.40	0.550	0.867	0.879	07/30/2024	668
742718FV6	41801	PROCTER & GAMBLE	02/01/2022	54,932,313.33	55,000,000.00	49,736,666.65	1.900	1.903	1.929	02/01/2027	1,584
742718ER6	41999	PROCTER & GAMBLE	04/12/2022	10,634,678.11	10,845,000.00	10,067,905.97	2.450	2.919	2.960	11/03/2026	1,494
74153WCQ0	41639	PRICOA Global Funding 1_PRU	12/08/2021	19,984,999.07	20,000,000.00	18,455,200.00	1.150	1.168	1.185	12/06/2024	797
21688AAQ5	40892	RABOBANK	01/12/2021	6,997,938.31	7,000,000.00	6,609,068.55	0.375	0.392	0.398	01/12/2024	468
21688AAU6	42494	RABOBANK	08/22/2022	14,993,473.75	15,000,000.00	14,696,002.35	3.875	3.845	3.899	08/22/2024	691
89236TGT6	40326	TOYOTA MOTOR CREDIT CORP	02/13/2020	29,990,486.00	30,000,000.00	28,003,566.90	1.800	1.789	1.814	02/13/2025	866
90327QD48	40477	USAA CAPITAL CORP	04/21/2020	2,499,402.75	2,500,000.00	2,460,553.58	1.500	1.520	1.542	05/01/2023	212
90327QD89	42219	USAA CAPITAL CORP	05/26/2022	14,956,761.61	15,000,000.00	14,452,481.55	3.375	3.446	3.493	05/01/2025	943
90331HPF4	40117	U S BANK	12/09/2019	28,997,849.30	29,000,000.00	28,838,158.25	1.950	1.950	1.977	01/09/2023	100
90331HPF4	40154	U S BANK	12/13/2019	11,000,000.00	11,000,000.00	10,938,611.75	1.950	1.922	1.949	01/09/2023	100
90331HPL1	40268	U S BANK	01/21/2020	19,980,356.67	20,000,000.00	18,812,320.00	2.050	2.066	2.095	01/21/2025	843
92826CAC6	39527	VISA	05/09/2019	11,159,867.56	11,156,000.00	11,129,448.72	2.800	2.583	2.619	12/14/2022	74
92826CAD4	42288	VISA	06/15/2022	19,524,513.42	20,000,000.00	19,097,296.40	3.150	3.897	3.952	12/14/2025	1,170
931142EL3	39714	WALMART	07/29/2019	5,056,019.48	5,000,000.00	4,858,709.55	2.850	2.148	2.178	07/08/2024	646
931142EK5	39996	WALMART	10/30/2019	10,105,838.91	10,000,000.00	9,951,300.00	3.400	1.878	1.904	06/26/2023	268
931142DV2	40315	WALMART	02/07/2020	28,495,486.08	27,975,000.00	27,089,501.73	2.650	1.741	1.765	12/15/2024	806
931142ER0	41379	WALMART	09/17/2021	9,985,027.00	10,000,000.00	8,729,098.60	1.050	1.074	1.088	09/17/2026	1,447
931142EM1	41875	WALMART	03/01/2022	2,385,146.46	2,315,000.00	2,207,199.25	3.050	2.141	2.171	07/08/2026	1,376

Portfolio SCL2  
AP

**Fund COMM - COMMINGLED POOL**  
**Investments by Fund**  
**September 30, 2022**

CUSIP	Investment #	Issuer	Purchase Date	Book Value	Par Value	Market Value	Current Rate	YTM 360	YTM 365	Maturity Date	Days To Maturity
<b>Corporate Bonds</b>											
931142EW9	42542	WALMART	09/09/2022	19,986,285.19	20,000,000.00	19,642,888.60	3.900	3.871	3.924	09/09/2025	1,074
931142EX7	42578	WALMART	09/27/2022	9,769,019.64	10,000,000.00	9,692,830.90	3.950	4.414	4.476	09/09/2027	1,804
30231GAC6	39998	EXXON MOBIL CORP	10/31/2019	5,083,144.22	5,000,000.00	4,901,286.25	3.176	1.950	1.977	03/15/2024	531
30231GBH4	40403	EXXON MOBIL CORP	03/19/2020	15,000,000.00	15,000,000.00	14,389,755.00	2.992	2.951	2.992	03/19/2025	900
30231GAF9	40505	EXXON MOBIL CORP	05/26/2020	5,177,594.48	5,000,000.00	4,777,436.85	2.709	1.184	1.200	03/06/2025	887
<b>Subtotal and Average</b>				<b>1,114,938,624.26</b>	<b>1,114,627,000.00</b>	<b>1,056,088,887.43</b>		<b>1.747</b>	<b>1.771</b>		<b>823</b>
<b>ABS - Green Bonds</b>											
89190GAC1	41182	TOYOTA AUTO REC OWNER TRUST	06/14/2021	29,996,769.00	30,000,000.00	28,748,787.00	0.260	0.261	0.265	11/17/2025	1,143
89238LAC4	41867	Toyota Lease Owner Trust	02/28/2022	18,997,009.40	19,000,000.00	18,316,034.20	1.960	1.951	1.978	02/20/2025	873
<b>Subtotal and Average</b>				<b>48,993,778.40</b>	<b>49,000,000.00</b>	<b>47,064,821.20</b>		<b>0.917</b>	<b>0.929</b>		<b>1,038</b>
<b>Asset Backed Securities (ABS)</b>											
02008JAC0	42182	ALLY	05/18/2022	29,494,288.80	29,500,000.00	28,853,047.30	3.310	3.296	3.341	11/16/2026	1,507
02007TAC9	40134	ALLY Auto Receivables Trust	12/11/2019	1,814,478.91	1,814,791.42	1,810,431.93	1.840	1.829	1.854	06/17/2024	625
02582JJR2	41529	American Express Credit Acct	11/17/2021	32,494,923.50	32,500,000.00	30,034,306.25	0.900	0.895	0.908	11/16/2026	1,507
02589BAA8	41919	American Express Credit Acct	03/18/2022	19,498,997.70	19,500,000.00	18,402,532.20	2.210	2.191	2.222	03/15/2027	1,626
02582JTT8	42202	American Express Credit Acct	05/24/2022	34,992,258.00	35,000,000.00	33,869,493.00	3.390	3.376	3.423	05/17/2027	1,689
05591RAC8	40990	BMW VEHICLE LEASE TRUST	03/10/2021	8,185,755.40	8,186,014.90	8,097,384.10	0.290	0.288	0.292	01/25/2024	481
09690AAD5	41368	BMW VEHICLE LEASE TRUST	09/15/2021	25,999,017.20	26,000,000.00	24,635,122.20	0.430	0.593	0.602	01/27/2025	849
05601XAC3	41765	BMW VEHICLE LEASE TRUST	01/19/2022	16,247,570.63	16,250,000.00	15,646,548.13	1.100	1.095	1.111	03/25/2025	906
05588CAC6	39861	BMW VEHICLE OWNER TRUST	09/18/2019	912,855.98	912,978.68	911,024.54	1.920	1.907	1.934	01/25/2024	481
09661RAD3	40530	BMW VEHICLE OWNER TRUST	07/15/2020	3,404,575.36	3,404,832.42	3,346,507.98	0.480	0.477	0.484	10/25/2024	755
05602RAD3	42183	BMW VEHICLE OWNER TRUST	05/18/2022	13,999,272.00	14,000,000.00	13,627,842.20	3.210	3.189	3.234	08/25/2026	1,424
14317HAC5	42084	CARMAX AUTO OWNER TRUST	04/28/2022	17,997,262.20	18,000,000.00	17,559,752.40	3.490	3.473	3.522	02/16/2027	1,599
161571HP2	40336	CHASE ISSUANCE TRUST (ABS)	02/18/2020	26,993,814.30	27,000,000.00	26,832,586.50	1.530	1.523	1.544	01/15/2025	837
14041NFW6	41242	Capital One Multi Execution Tr	07/22/2021	23,499,048.25	23,500,000.00	21,880,955.75	0.550	0.544	0.552	07/15/2026	1,383
14041NFY2	41612	Capital One Multi Execution Tr	11/30/2021	35,995,039.20	36,000,000.00	33,377,403.60	1.040	1.032	1.047	11/16/2026	1,507
14041NFZ9	41952	Capital One Multi Execution Tr	03/30/2022	18,998,567.40	19,000,000.00	18,190,638.00	2.800	2.781	2.819	03/15/2027	1,626
14043MAC5	40340	Capital One Prime Auto Receiv	02/19/2020	9,378,925.06	9,380,919.44	9,296,933.01	1.600	1.592	1.614	11/15/2024	776
14044CAC6	41476	Capital One Prime Auto Receiv	10/27/2021	13,999,735.40	14,000,000.00	13,170,266.20	0.770	0.761	0.772	09/15/2026	1,445
14043QAC6	42116	Capital One Prime Auto Receiv	05/04/2022	14,996,722.50	15,000,000.00	14,458,462.50	3.170	3.156	3.200	04/15/2027	1,657

**Fund COMM - COMMINGLED POOL**  
**Investments by Fund**  
**September 30, 2022**

CUSIP	Investment #	Issuer	Purchase Date	Book Value	Par Value	Market Value	Current Rate	YTM 360	YTM 365	Maturity Date	Days To Maturity
<b>Asset Backed Securities (ABS)</b>											
14687TAC1	41209	Carvana Auto Receivables Trust	06/24/2021	14,999,145.00	15,000,000.00	14,527,035.00	0.490	0.486	0.492	03/10/2026	1,256
14687JAD1	41406	Carvana Auto Receivables Trust	09/29/2021	4,525,990.05	4,526,476.19	4,480,619.82	0.380	0.381	0.386	01/10/2025	832
254683CP8	41402	Discover Card Execution Note	09/27/2021	19,995,718.00	20,000,000.00	18,512,762.00	0.580	0.581	0.589	09/15/2026	1,445
23292GAC7	42119	DLLST	05/04/2022	11,498,323.30	11,500,000.00	11,177,588.30	3.400	3.385	3.433	01/21/2025	843
34532NAC9	40958	FORD MOTOR	02/22/2021	18,416,620.43	18,418,173.08	17,862,382.61	0.300	0.299	0.304	08/15/2025	1,049
345329AC0	41397	FORD MOTOR	09/24/2021	20,996,312.40	21,000,000.00	20,390,073.90	0.370	0.376	0.381	10/15/2024	745
34528LAD7	42066	FORD CREDIT AUTO LEASE TRUST	04/26/2022	29,996,376.00	30,000,000.00	29,514,195.00	3.230	3.215	3.259	05/15/2025	957
345286AC2	41776	FORD CREDIT AUTO OWNER TRUST	01/24/2022	11,998,574.40	12,000,000.00	11,446,342.80	1.290	1.281	1.299	06/15/2026	1,353
362569AC9	40623	GM Fin'cl Auto Leasing Trust	09/29/2020	1,150,803.16	1,150,913.42	1,148,706.77	0.450	0.450	0.456	08/21/2023	324
36261RAC2	40964	GM Fin'cl Auto Leasing Trust	02/24/2021	5,313,161.71	5,313,705.83	5,263,708.11	0.260	0.263	0.266	02/20/2024	507
36266FAC3	42152	GM Fin'cl Auto Leasing Trust	05/11/2022	15,998,331.20	16,000,000.00	15,694,755.20	3.420	3.404	3.451	06/20/2025	993
362585AC5	42009	GM FINANCIAL SECURITIZED	04/13/2022	11,497,596.50	11,500,000.00	11,147,093.75	3.100	3.086	3.129	02/16/2027	1,599
44891VAC5	41187	Hyundai Auto Lease Sec Trust	06/16/2021	22,496,625.00	22,500,000.00	21,951,452.25	0.330	0.335	0.339	06/17/2024	625
44933MAC5	41387	Hyundai Auto Lease Sec Trust	09/22/2021	25,247,714.88	25,250,000.00	24,327,466.00	0.380	0.380	0.386	09/16/2024	716
44891WAC3	41766	Hyundai Auto Lease Sec Trust	01/19/2022	13,249,707.18	13,250,000.00	12,757,005.93	1.160	1.148	1.164	01/15/2025	837
44934LAD4	42184	Hyundai Auto Lease Sec Trust	05/18/2022	37,996,944.80	38,000,000.00	37,215,687.60	3.350	3.332	3.378	06/16/2025	989
43815NAC8	39777	HONDA AUTO RECEIVABLES OWNER T	08/27/2019	492,479.34	492,483.43	491,939.24	1.780	1.762	1.787	08/15/2023	318
43813RAC1	40346	HONDA AUTO RECEIVABLES OWNER T	02/26/2020	6,000,141.30	6,001,317.56	5,950,964.71	1.610	1.602	1.625	04/21/2024	568
43813GAC5	40965	HONDA AUTO RECEIVABLES OWNER T	02/24/2021	10,242,019.04	10,242,206.47	9,943,433.11	0.270	0.267	0.271	04/21/2025	933
43815EAC8	41321	HONDA AUTO RECEIVABLES OWNER T	08/25/2021	17,999,737.20	18,000,000.00	17,153,235.00	0.410	0.405	0.411	11/18/2025	1,144
43815GAC3	41554	HONDA AUTO RECEIVABLES OWNER T	11/24/2021	13,997,048.80	14,000,000.00	13,245,576.40	0.880	0.879	0.891	01/21/2026	1,208
43815MAD8	41717	HONDA AUTO RECEIVABLES OWNER T	12/30/2021	3,380,612.97	3,327,579.67	3,326,060.63	2.540	1.006	1.020	03/21/2025	902
43815BAC4	41855	HONDA AUTO RECEIVABLES OWNER T	02/23/2022	22,996,540.80	23,000,000.00	21,857,033.40	1.880	1.868	1.894	05/15/2026	1,322
44891JAC2	40017	HYUNDAI AUTO RECEIVABLES TRUST	11/06/2019	957,301.37	957,345.50	956,249.53	1.940	1.923	1.950	02/15/2024	502
44933LAC7	41111	HYUNDAI AUTO RECEIVABLES TRUST	04/28/2021	9,499,000.60	9,500,000.00	9,184,273.20	0.380	0.379	0.385	09/15/2025	1,080
41284UAD6	40294	Harley-Davidson Motorcycle	01/29/2020	1,764,547.97	1,764,932.90	1,758,456.66	1.870	1.861	1.886	10/15/2024	745
41284YAD8	42040	Harley-Davidson Motorcycle	04/20/2022	24,995,837.50	25,000,000.00	24,213,892.50	3.060	3.044	3.086	02/15/2027	1,598
477870AC3	39706	JOHN DEERE OWNER TRUST	07/24/2019	494,835.77	494,940.85	494,361.97	2.210	2.199	2.230	12/15/2023	440
47787NAC3	40533	JOHN DEERE OWNER TRUST	07/22/2020	2,236,391.90	2,236,732.78	2,193,149.37	0.510	0.510	0.517	11/15/2024	776
47788UAC6	40991	JOHN DEERE OWNER TRUST	03/10/2021	7,748,510.45	7,750,000.00	7,448,214.23	0.360	0.363	0.369	09/15/2025	1,080
47789QAC4	41240	JOHN DEERE OWNER TRUST	07/21/2021	7,999,286.40	8,000,000.00	7,560,209.60	0.520	0.517	0.524	03/16/2026	1,262
47787JAC2	41910	JOHN DEERE OWNER TRUST	03/16/2022	9,997,788.00	10,000,000.00	9,559,481.00	2.320	2.309	2.341	09/16/2026	1,446

Portfolio SCL2  
AP

**Fund COMM - COMMINGLED POOL**  
**Investments by Fund**  
**September 30, 2022**

CUSIP	Investment #	Issuer	Purchase Date	Book Value	Par Value	Market Value	Current Rate	YTM 360	YTM 365	Maturity Date	Days To Maturity
<b>Asset Backed Securities (ABS)</b>											
58769KAD6	41220	MERCEDES-BENZ AUTO LEASE TRUST	06/29/2021	14,748,886.38	14,750,000.00	14,239,933.20	0.400	0.399	0.404	11/15/2024	776
58769TAD7	39883	MERCEDES -BENZ AUTO REC TRUST	09/25/2019	2,510,932.45	2,511,278.25	2,507,040.97	1.940	1.916	1.943	03/15/2024	531
58769VAC4	40515	MERCEDES -BENZ AUTO REC TRUST	06/23/2020	2,336,176.25	2,336,358.72	2,292,775.82	0.550	0.546	0.554	02/18/2025	871
58772WAC7	41389	MERCEDES -BENZ AUTO REC TRUST	09/22/2021	20,247,351.30	20,250,000.00	19,161,151.43	0.460	0.459	0.466	06/15/2026	1,353
65479HAC1	39578	Nissan Auto Receivables Owner	05/28/2019	926,334.61	926,544.10	926,152.17	2.500	2.489	2.523	11/15/2023	410
65480BAC1	41206	Nissan Auto Receivables Owner	06/23/2021	39,999,324.00	40,000,000.00	38,329,844.00	0.330	0.326	0.331	10/15/2025	1,110
65479QAC1	41856	Nissan Auto Receivables Owner	02/23/2022	17,296,607.47	17,300,000.00	16,451,673.74	1.860	1.850	1.876	08/17/2026	1,416
80286DAC2	41207	Santander Retail Auto Lease Tr	06/23/2021	15,448,048.67	15,450,000.00	14,878,927.83	0.510	0.511	0.518	08/20/2024	689
80286CAC4	41391	Santander Retail Auto Lease Tr	09/22/2021	7,499,643.00	7,500,000.00	7,251,414.00	0.500	0.496	0.503	03/20/2025	901
89233MAD5	40038	TOYOTA AUTO REC OWNER TRUST	11/13/2019	3,884,723.08	3,885,003.58	3,872,804.67	1.920	1.904	1.931	01/15/2024	471
89240BAC2	40930	TOYOTA AUTO REC OWNER TRUST	02/08/2021	13,097,243.70	13,099,675.00	12,763,462.67	0.260	0.265	0.269	05/15/2025	957
89238JAC9	41521	TOYOTA AUTO REC OWNER TRUST	11/15/2021	11,499,755.05	11,500,000.00	10,893,215.15	0.710	0.702	0.712	04/15/2026	1,292
89190GAB3	41718	TOYOTA AUTO REC OWNER TRUST	12/30/2021	801,416.26	802,419.28	799,365.67	0.140	0.422	0.428	01/16/2024	472
89239KAC5	41797	TOYOTA AUTO REC OWNER TRUST	01/31/2022	12,997,790.00	13,000,000.00	12,329,727.80	1.230	1.224	1.241	06/15/2026	1,353
89238EAC0	41089	Toyota Lease Owner Trust	04/21/2021	12,998,482.90	13,000,000.00	12,750,995.40	0.390	0.392	0.397	04/22/2024	569
92868VAC3	40801	Volkswagen Auto Lease Trust	12/03/2020	4,902,438.13	4,903,362.41	4,863,885.44	0.390	0.750	0.760	01/22/2024	478
92348KAL7	41780	VERIZON MASTER TRUST	01/25/2022	20,999,464.50	21,000,000.00	20,446,047.30	1.040	1.029	1.043	01/20/2027	1,572
92348KAP8	42214	VERIZON MASTER TRUST	05/25/2022	33,499,025.15	33,500,000.00	32,878,779.35	3.010	2.988	3.030	05/20/2027	1,692
92349GAA9	39612	VERIZON OWNER TRUST	06/12/2019	244,980.19	244,997.32	244,794.09	2.330	2.312	2.344	12/20/2023	445
92348AAA3	39920	VERIZON OWNER TRUST	10/08/2019	4,060,863.72	4,061,176.84	4,051,692.37	1.940	1.924	1.951	04/20/2024	567
92290BAA9	40549	VERIZON OWNER TRUST	08/12/2020	25,732,768.32	25,738,173.34	25,342,394.87	0.470	0.473	0.480	02/20/2025	873
92348CAA9	40712	VERIZON OWNER TRUST	11/02/2020	20,496,672.85	20,500,000.00	20,085,166.10	0.410	0.412	0.417	04/21/2025	933
98164EAC9	40937	World Omni Auto Rec'vble Trust	02/10/2021	12,511,043.11	12,511,895.17	12,102,714.91	0.300	0.298	0.303	01/15/2026	1,202
98163HAB5	41392	World Omni Auto Rec'vble Trust	09/22/2021	1,910,476.44	1,910,597.76	1,901,625.98	0.290	0.289	0.293	02/18/2025	871
98163NAC0	42020	WORLD OMNI AUTOMOBILE LEASE	04/13/2022	2,999,584.50	3,000,000.00	2,943,227.40	3.210	3.196	3.241	02/18/2025	871
<b>Subtotal and Average</b>				<b>1,058,733,163.24</b>	<b>1,058,807,826.31</b>	<b>1,021,063,455.71</b>	<b>1.487</b>	<b>1.508</b>		<b>1,170</b>	
<b>Municipal Bonds</b>											
13063DVM7	40577	CALIFORNIA STATE	09/09/2020	28,008,775.68	26,650,000.00	27,190,462.00	5.000	0.266	0.270	11/01/2023	396
13077DQD7	41265	CALIF STATE UNIV	07/29/2021	5,000,000.00	5,000,000.00	4,471,450.00	0.862	0.850	0.862	11/01/2025	1,127
419792F76	41438	Hawaii State	10/12/2021	24,445,000.00	24,445,000.00	23,673,026.90	0.422	0.416	0.422	08/01/2023	304
374288AB4	40910	J PAUL GETTY TRUST	01/28/2021	15,000,000.00	15,000,000.00	14,264,173.05	0.391	0.385	0.391	01/01/2024	457

Portfolio SCL2  
AP

**Fund COMM - COMMINGLED POOL**  
**Investments by Fund**  
**September 30, 2022**

CUSIP	Investment #	Issuer	Purchase Date	Book Value	Par Value	Market Value	Current Rate	YTM 360	YTM 365	Maturity Date	Days To Maturity
<b>Municipal Bonds</b>											
54438CYH9	40736	Los Angeles CA CMNTY CLG DIST	11/10/2020	4,000,000.00	4,000,000.00	3,874,360.00	0.444	0.437	0.444	08/01/2023	304
79739GPD2	41668	SAN DIEGO CNTY ARPT AUTH	12/08/2021	2,495,000.00	2,495,000.00	2,248,643.70	1.341	1.322	1.340	07/01/2025	1,004
799408Z69	40654	San Ramon Valley Unified SCD	10/20/2020	5,040,000.00	5,040,000.00	4,892,025.60	0.367	0.361	0.367	08/01/2023	304
91412HEX7	39321	UNIVERSITY CALIFORNIA REVS	03/19/2019	1,000,000.00	1,000,000.00	990,250.00	2.657	2.620	2.657	05/15/2023	226
91412HGE7	40532	UNIVERSITY CALIFORNIA REVS	07/16/2020	5,000,000.00	5,000,000.00	4,551,800.00	0.883	0.870	0.883	05/15/2025	957
91412HJK0	40993	UNIVERSITY CALIFORNIA REVS	03/10/2021	2,500,000.00	2,500,000.00	2,346,600.00	0.367	0.361	0.366	05/15/2024	592
917542WF5	40481	UTAH ST	04/23/2020	3,092,155.14	3,000,000.00	3,042,480.00	5.000	0.828	0.840	07/01/2023	273
<b>Subtotal and Average</b>				<b>95,580,930.82</b>	<b>94,130,000.00</b>	<b>91,545,271.25</b>		<b>0.471</b>	<b>0.477</b>		<b>456</b>
<b>Commercial Paper, Discount</b>											
16536JK30	42586	CHESHAM FINANCE	09/30/2022	124,979,253.12	125,000,000.00	124,968,000.00	3.060	3.060	3.103	10/03/2022	2
17327BKU8	41943	CITIGROUP GLOBAL MARKETS	03/28/2022	79,897,225.93	80,000,000.00	79,798,880.00	1.700	1.750	1.774	10/28/2022	27
74271UKU3	42436	PROCTER & GAMBLE	07/28/2022	59,388,159.58	59,500,000.00	59,359,163.50	2.550	2.566	2.602	10/28/2022	27
74271UKX7	42440	PROCTER & GAMBLE	07/29/2022	39,916,909.56	40,000,000.00	39,895,040.00	2.550	2.567	2.602	10/31/2022	30
78015DNQ9	42340	Royal Bank of Canada NY	06/29/2022	49,510,665.70	50,000,000.00	49,385,650.00	3.070	3.172	3.216	01/24/2023	115
79490BMF0	42552	SALISBURY REC CO	09/16/2022	49,632,494.84	50,000,000.00	49,627,450.00	3.600	3.632	3.683	12/15/2022	75
79490BNT9	42582	SALISBURY REC CO	09/28/2022	49,368,550.91	50,000,000.00	49,367,450.00	3.950	4.003	4.058	01/27/2023	118
82124MM23	42559	SHEFFIELD RECEIV	09/20/2022	59,655,962.06	60,000,000.00	59,629,620.00	3.400	3.423	3.471	12/02/2022	62
<b>Subtotal and Average</b>				<b>512,349,221.70</b>	<b>514,500,000.00</b>	<b>512,031,253.50</b>		<b>2.960</b>	<b>3.001</b>		<b>47</b>
<b>Federal Agency Discount Notes</b>											
313384LZ0	42567	FHLB DISCOUNT	09/22/2022	48,012,480.77	50,000,000.00	48,143,263.50	4.030	4.215	4.273	09/21/2023	355
<b>Subtotal and Average</b>				<b>48,012,480.77</b>	<b>50,000,000.00</b>	<b>48,143,263.50</b>		<b>4.215</b>	<b>4.274</b>		<b>355</b>
<b>Local Agency Investment Fund</b>											
SYS8506	8506	LOCAL AGENCY INVEST FUND	07/01/2022	43,327,418.38	43,327,418.38	43,327,418.38	1.513	1.492	1.513		1
<b>Subtotal and Average</b>				<b>43,327,418.38</b>	<b>43,327,418.38</b>	<b>43,327,418.38</b>		<b>1.492</b>	<b>1.513</b>		<b>1</b>
<b>Money Market</b>											
SYS40461	40461	DREYFUS GOVERNMENT CASH MGMT	04/15/2020	6,030.90	6,030.90	6,030.90	2.740	2.702	2.740		1
SYS37590	37590	JP MORGAN US GOVT MMF	02/27/2017	22,786.42	22,786.42	22,786.42	2.700	2.663	2.700		1
SYS34292	34292	MORGAN STANLEY TRSY INSTL 8304	05/21/2013	1,996.06	1,996.06	1,996.06	2.320	2.288	2.320		1



**Fund COMM - COMMINGLED POOL**  
**Investments by Fund**  
**September 30, 2022**

CUSIP	Investment #	Issuer	Purchase Date	Book Value	Par Value	Market Value	Current Rate	YTM 360	YTM 365	Maturity Date	Days To Maturity
<b>Money Market</b>											
SYS42588	42588	STATE STREET US	09/30/2022	200,000,000.00	200,000,000.00	200,000,000.00	2.910	2.870	2.910		1
SYS23519	23519	BLACKROCK TREASURY LIQ FUND	02/01/2008	650,408,474.74	650,408,474.74	650,408,474.74	2.810	2.810	2.849		1
<b>Subtotal and Average</b>				<b>850,439,288.12</b>	<b>850,439,288.12</b>	<b>850,439,288.12</b>		<b>2.824</b>	<b>2.863</b>		<b>1</b>
<b>Other - Floaters - Daily Reset</b>											
459058JJ3	40600	INTL BANK RECON & DEVELOP	09/18/2020	45,000,000.00	45,000,000.00	45,154,668.15	3.300	2.235	2.266	09/18/2025	1,083
63873QRK2	41627	Natixis NY Branch	12/03/2021	50,000,000.00	50,000,000.00	50,017,350.00	3.240	1.640	1.662	12/02/2022	62
<b>Subtotal and Average</b>				<b>95,000,000.00</b>	<b>95,000,000.00</b>	<b>95,172,018.15</b>		<b>1.922</b>	<b>1.949</b>		<b>545</b>
<b>Agency - Floaters - Daily Reset</b>											
31422BR36	40614	FARMER MAC	09/25/2020	35,000,000.00	35,000,000.00	35,053,321.10	3.230	1.448	1.468	09/25/2023	359
31422B2B5	40671	FARMER MAC	10/23/2020	35,000,000.00	35,000,000.00	35,015,990.10	3.080	1.426	1.446	10/23/2023	387
3133EMGG1	40729	FFCB NOTES	11/06/2020	42,000,000.00	42,000,000.00	42,045,032.40	3.095	1.478	1.499	11/06/2023	401
3133EMJV5	40811	FFCB NOTES	12/08/2020	45,000,000.00	45,000,000.00	45,039,046.05	3.080	1.547	1.569	12/08/2023	433
3133EMLK6	40862	FFCB NOTES	12/21/2020	30,000,000.00	30,000,000.00	30,000,950.40	3.020	0.567	0.575	10/21/2022	20
3133EMPZ9	40934	FFCB NOTES	02/09/2021	6,000,000.00	6,000,000.00	6,001,043.64	3.015	0.965	0.978	02/09/2023	131
3133EMXV9	41112	FFCB NOTES	04/29/2021	35,000,000.00	35,000,000.00	35,012,594.75	3.020	1.867	1.892	04/29/2024	576
3133EMH70	41180	FFCB NOTES	06/14/2021	25,000,000.00	25,000,000.00	24,998,863.50	2.990	1.444	1.464	06/14/2023	256
3133ENGX2	41653	FFCB NOTES	12/13/2021	10,000,000.00	10,000,000.00	10,003,546.60	3.020	2.200	2.231	12/13/2023	438
3133ENJB7	41697	FFCB NOTES	12/22/2021	45,000,000.00	45,000,000.00	45,016,641.45	3.020	2.202	2.233	11/22/2023	417
3133ENJQ4	41705	FFCB NOTES	12/27/2021	20,000,000.00	20,000,000.00	19,992,573.00	3.020	2.256	2.287	12/27/2023	452
3133ENKX7	41761	FFCB NOTES	01/18/2022	27,000,000.00	27,000,000.00	27,020,494.35	3.070	2.619	2.655	01/17/2025	839
3130AKEA0	40696	FHLB NOTES	10/29/2020	50,000,000.00	50,000,000.00	50,173,174.00	3.160	2.178	2.208	10/29/2025	1,124
3130AKEA0	40697	FHLB NOTES	10/29/2020	10,000,000.00	10,000,000.00	10,034,634.80	3.160	2.178	2.208	10/29/2025	1,124
3130AQLS0	41746	FHLB NOTES	01/11/2022	30,000,000.00	30,000,000.00	30,004,647.90	3.060	2.589	2.625	01/07/2025	829
<b>Subtotal and Average</b>				<b>445,000,000.00</b>	<b>445,000,000.00</b>	<b>445,412,554.04</b>		<b>1.802</b>	<b>1.827</b>		<b>533</b>
<b>Supranationals - Green Bond</b>											
45906M2B6	40684	INTL BANK RECON & DEVELOP	10/27/2020	25,075,479.68	25,000,000.00	25,101,250.00	2.231	1.690	1.713	06/17/2024	625
459058JE4	41545	INTL BANK RECON & DEVELOP	11/22/2021	24,545,187.78	25,000,000.00	22,379,793.75	0.375	1.018	1.032	07/28/2025	1,031
<b>Subtotal and Average</b>				<b>49,620,667.46</b>	<b>50,000,000.00</b>	<b>47,481,043.75</b>		<b>1.358</b>	<b>1.377</b>		<b>825</b>

**Fund COMM - COMMINGLED POOL**  
**Investments by Fund**  
**September 30, 2022**

CUSIP	Investment #	Issuer	Purchase Date	Book Value	Par Value	Market Value	Current Rate	YTM 360	YTM 365	Maturity Date	Days To Maturity
<b>Supranationals</b>											
4581X0DF2	39495	IADB	04/29/2019	17,045,324.48	17,000,000.00	16,634,160.00	2.625	2.372	2.405	01/16/2024	472
4581X0DR6	40721	IADB	11/04/2020	45,000,000.00	45,000,000.00	45,082,759.50	1.319	1.780	1.804	02/04/2025	857
459058GQ0	39367	INTL BANK RECON & DEVELOP	04/02/2019	5,010,459.54	5,000,000.00	4,872,750.00	2.500	2.315	2.347	03/19/2024	535
459058JL8	40688	INTL BANK RECON & DEVELOP	10/28/2020	2,498,262.63	2,500,000.00	2,224,376.90	0.500	0.515	0.522	10/28/2025	1,123
459058JL8	40689	INTL BANK RECON & DEVELOP	10/28/2020	14,989,575.75	15,000,000.00	13,346,261.40	0.500	0.515	0.522	10/28/2025	1,123
459058JM6	40773	INTL BANK RECON & DEVELOP	11/24/2020	12,244,940.75	12,250,000.00	11,692,189.51	0.250	0.282	0.286	11/24/2023	419
459058JS3	41153	INTL BANK RECON & DEVELOP	05/28/2021	9,939,478.55	10,000,000.00	8,637,252.80	0.650	0.822	0.834	02/10/2026	1,228
45906M3C3	41948	INTL BANK RECON & DEVELOP	03/29/2022	24,985,436.02	25,000,000.00	24,263,150.75	2.250	2.258	2.290	03/28/2024	544
<b>Subtotal and Average</b>				<b>131,713,477.72</b>	<b>131,750,000.00</b>	<b>126,752,900.86</b>		<b>1.588</b>	<b>1.611</b>		<b>758</b>
<b>Total Investments and Average</b>				<b>9,364,633,428.56</b>	<b>9,365,660,725.94</b>	<b>8,937,325,764.96</b>		<b>1.681</b>	<b>1.705</b>		<b>798</b>

**Fund WK - WORKERS COMP**  
**Investments by Fund**  
**September 30, 2022**

CUSIP	Investment #	Issuer	Purchase Date	Book Value	Par Value	Market Value	Current Rate	YTM 360	YTM 365	Maturity Date	Days To Maturity
<b>Mortgage Backed Securities (MBS)</b>											
3137F2LJ3	42115	FHLMC Multi-Family	05/03/2022	998,203.13	1,000,000.00	941,522.00	3.117	3.088	3.131	06/25/2027	1,728
3137BRQK4	42233	FHLMC Multi-Family	05/31/2022	1,965,625.00	2,000,000.00	1,850,627.20	2.624	2.994	3.036	08/25/2026	1,424
3138LGKH8	39318	FNMA Multi-Family	03/19/2019	2,953,125.00	3,000,000.00	2,970,803.40	2.470	2.794	2.833	01/01/2024	457
3136AEX69	40525	FNMA Multi-Family	06/26/2020	79,329.07	76,375.49	75,788.98	2.389	0.728	0.739	01/25/2023	116
<b>Subtotal and Average</b>				<b>5,996,282.20</b>	<b>6,076,375.49</b>	<b>5,838,741.58</b>		<b>2.882</b>	<b>2.922</b>		<b>981</b>
<b>Federal Agency Bonds</b>											
3133ENRZ5	41918	FFCB NOTES	03/17/2022	1,992,682.30	2,000,000.00	1,882,640.92	1.950	2.075	2.104	03/17/2025	898
3130A0F70	39114	FHLB NOTES	12/24/2018	1,509,201.80	1,500,000.00	1,481,929.32	3.375	2.778	2.817	12/08/2023	433
3135G03U5	40497	FNMA NOTES	05/07/2020	1,501,184.14	1,500,000.00	1,367,108.82	0.625	0.585	0.593	04/22/2025	934
<b>Subtotal and Average</b>				<b>5,003,068.24</b>	<b>5,000,000.00</b>	<b>4,731,679.06</b>		<b>1.840</b>	<b>1.866</b>		<b>768</b>
<b>Federal Agency Bonds - CALLABLE</b>											
3130AJLA5	40503	FHLB NOTES	05/19/2020	3,000,000.00	3,000,000.00	2,719,325.22	0.750	0.739	0.750	05/19/2025	961
3130AJLA5	40504	FHLB NOTES	05/19/2020	2,000,000.00	2,000,000.00	1,812,883.48	0.750	0.739	0.750	05/19/2025	961
3130AKYH3	41962	FHLB NOTES	03/31/2022	1,851,658.18	2,000,000.00	1,717,529.22	0.830	2.618	2.655	02/10/2027	1,593
3134GW6E1	40718	FHLMC NOTES	11/02/2020	2,500,000.00	2,500,000.00	2,390,576.17	0.320	0.315	0.320	11/02/2023	397
<b>Subtotal and Average</b>				<b>9,351,658.18</b>	<b>9,500,000.00</b>	<b>8,640,314.09</b>		<b>0.998</b>	<b>1.012</b>		<b>935</b>
<b>US Treasury Notes</b>											
91282CAM3	41726	U.S. TREASURY NOTES	12/30/2021	2,922,352.16	3,000,000.00	2,666,601.00	0.250	1.118	1.134	09/30/2025	1,095
<b>Subtotal and Average</b>				<b>2,922,352.16</b>	<b>3,000,000.00</b>	<b>2,666,601.00</b>		<b>1.119</b>	<b>1.134</b>		<b>1,095</b>
<b>Money Market</b>											
SYS34789	34789	BLACKROCK TREASURY LIQ FUND	12/26/2013	4,507,940.72	4,507,940.72	4,507,940.72	2.810	2.771	2.810		1
<b>Subtotal and Average</b>				<b>4,507,940.72</b>	<b>4,507,940.72</b>	<b>4,507,940.72</b>		<b>2.772</b>	<b>2.810</b>		<b>1</b>
<b>Supranationals</b>											
459058JL8	40695	INTL BANK RECON & DEVELOP	10/28/2020	2,498,262.63	2,500,000.00	2,224,376.90	0.500	0.515	0.522	10/28/2025	1,123
<b>Subtotal and Average</b>				<b>2,498,262.63</b>	<b>2,500,000.00</b>	<b>2,224,376.90</b>		<b>0.516</b>	<b>0.523</b>		<b>1,123</b>
<b>Total Investments and Average</b>				<b>30,279,564.13</b>	<b>30,584,316.21</b>	<b>28,609,653.35</b>		<b>1.746</b>	<b>1.771</b>		<b>808</b>

**Fund WK - WORKERS COMP**  
**Investments by Fund**  
**September 30, 2022**

CUSIP	Investment #	Issuer	Purchase Date	Book Value	Par Value	Market Value	Current Rate	YTM 360	YTM 365	Maturity Days To Date Maturity
-------	--------------	--------	---------------	------------	-----------	--------------	--------------	---------	---------	--------------------------------

**Fund PCF - PARK CHARTER FUND**  
**Investments by Fund**  
**September 30, 2022**

CUSIP	Investment #	Issuer	Purchase Date	Book Value	Par Value	Market Value	Current Rate	YTM 360	YTM 365	Maturity Date	Days To Maturity
<b>Federal Agency Bonds</b>											
3133ENRZ5	41917	FFCB NOTES	03/17/2022	996,341.15	1,000,000.00	941,320.46	1.950	2.075	2.104	03/17/2025	898
<b>Subtotal and Average</b>				<b>996,341.15</b>	<b>1,000,000.00</b>	<b>941,320.46</b>		<b>2.075</b>	<b>2.104</b>		<b>898</b>
<b>Federal Agency Bonds - CALLABLE</b>											
3130AKYH3	41961	FHLB NOTES	03/31/2022	462,914.55	500,000.00	429,382.31	0.830	2.618	2.655	02/10/2027	1,593
3134GW6E1	40717	FHLMC NOTES	11/02/2020	1,000,000.00	1,000,000.00	956,230.47	0.320	0.315	0.320	11/02/2023	397
<b>Subtotal and Average</b>				<b>1,462,914.55</b>	<b>1,500,000.00</b>	<b>1,385,612.78</b>		<b>1.044</b>	<b>1.059</b>		<b>775</b>
<b>US Treasury Notes</b>											
91282CAM3	41727	U.S. TREASURY NOTES	12/30/2021	974,117.39	1,000,000.00	888,867.00	0.250	1.118	1.134	09/30/2025	1,095
<b>Subtotal and Average</b>				<b>974,117.39</b>	<b>1,000,000.00</b>	<b>888,867.00</b>		<b>1.119</b>	<b>1.134</b>		<b>1,095</b>
<b>Money Market</b>											
SYS33657	33657	BLACKKROCK TREASURY LIQ FUND	09/30/2012	1,020,273.18	1,020,273.18	1,020,273.18	2.810	2.771	2.810		1
<b>Subtotal and Average</b>				<b>1,020,273.18</b>	<b>1,020,273.18</b>	<b>1,020,273.18</b>		<b>2.772</b>	<b>2.810</b>		<b>1</b>
<b>Total Investments and Average</b>				<b>4,453,646.27</b>	<b>4,520,273.18</b>	<b>4,236,073.42</b>		<b>1.687</b>	<b>1.710</b>		<b>695</b>

**Fund SJE - SAN JOSE- EVERGREEN**  
**Investments by Fund**  
**September 30, 2022**

CUSIP	Investment #	Issuer	Purchase Date	Book Value	Par Value	Market Value	Current Rate	YTM 360	YTM 365	Maturity Date	Days To Maturity
<b>Municipal Bonds</b>											
041042UP5	40021	ARKANSAS ST	11/07/2019	500,000.00	500,000.00	500,000.00	3.000	1.094	1.110	10/01/2022	0
13063DSG4	40064	CALIFORNIA ST	11/20/2019	501,603.20	500,000.00	500,760.00	5.000	1.065	1.080	11/01/2022	31
246381NB9	39874	DELAWARE ST	09/23/2019	524,183.67	500,000.00	512,385.00	5.000	1.242	1.260	02/01/2024	488
419792JY3	39790	Hawaii State	08/30/2019	519,974.98	500,000.00	509,040.00	5.000	0.907	0.920	10/01/2023	365
57582RQU3	40039	MASSACHUSETTS ST	11/13/2019	104,042.56	100,000.00	102,006.00	5.000	1.154	1.170	11/01/2023	396
574193RL4	39807	MARYLAND ST	09/04/2019	516,215.35	500,000.00	507,800.00	5.000	1.006	1.020	08/01/2023	304
60412AQP1	39803	MINNESOTA ST	09/03/2019	516,436.08	500,000.00	507,800.00	5.000	0.957	0.970	08/01/2023	304
658256Z21	39792	NORTH CAROLINA ST	08/30/2019	513,158.25	500,000.00	506,405.00	5.000	0.956	0.970	06/01/2023	243
677522Q80	40063	OHIO ST	11/20/2019	507,804.19	500,000.00	504,070.00	5.000	1.155	1.171	03/01/2023	151
68609BSH1	39791	OREGON ST	08/30/2019	531,175.07	500,000.00	514,075.00	5.000	0.948	0.961	05/01/2024	578
882723RA9	40026	TEXAS STATE REFUNDING	11/08/2019	509,464.35	500,000.00	504,775.00	5.000	1.114	1.130	04/01/2023	182
917542UG5	40033	UTAH ST	11/12/2019	514,098.17	500,000.00	507,080.00	5.000	1.134	1.150	07/01/2023	273
9242582V7	39794	VERMONT ST	08/30/2019	507,357.62	500,000.00	503,585.00	5.000	0.956	0.970	02/15/2023	137
93974DM70	40027	WASHINGTON ST	11/08/2019	587,457.42	550,000.00	567,880.50	5.000	1.154	1.170	08/01/2024	670
956553XU0	40032	West Virginia State	11/12/2019	578,970.30	565,000.00	572,017.30	5.000	1.183	1.200	06/01/2023	243
<b>Subtotal and Average</b>				<b>7,431,941.21</b>	<b>7,215,000.00</b>	<b>7,319,678.80</b>		<b>1.066</b>	<b>1.081</b>		<b>290</b>
<b>Money Market - Tax Exempt</b>											
SYS33615	33615	Dreyfus Tax Exempt Inst	09/25/2012	0.00	0.00	0.00	2.280	2.248	2.280		1
60934N666	42335	FEDERATED TAX EXEMPT	06/29/2022	13,999,495.55	13,999,495.55	13,999,495.55	2.350	2.317	2.350		1
<b>Subtotal and Average</b>				<b>13,999,495.55</b>	<b>13,999,495.55</b>	<b>13,999,495.55</b>		<b>2.318</b>	<b>2.350</b>		<b>1</b>
<b>Total Investments and Average</b>				<b>21,431,436.76</b>	<b>21,214,495.55</b>	<b>21,319,174.35</b>		<b>1.884</b>	<b>1.910</b>		<b>101</b>

**SANTA CLARA COUNTY INVESTMENTS**  
**Transaction Activity Report**  
**July 1, 2022 - September 30, 2022**  
**Sorted by Transaction Date - Transaction Date**  
**All Funds**

Investment #	Fund	CUSIP	Inv Descrip	TransactionType	TransactionDate	Issuer	New Principal	Principal Paydowns	Interest	Total Cash
42350	COMM	SYS42350	BCREPO 1.45% MAT	Purchase	07/01/2022	BARCLAYS CAPITAL	200,000,000.00			-200,000,000.00
42346	COMM	16536JG50	CHES DISC NOTE	Purchase	07/01/2022	CHESHAM FINANCE	49,991,277.78			-49,991,277.78
42347	COMM	16536JG50	CHES DISC NOTE	Purchase	07/01/2022	CHESHAM FINANCE	74,986,916.67			-74,986,916.67
8506	COMM	SYS8506	LAIF 1.65%	Purchase	07/01/2022	LOCAL AGENCY	43,246,451.97			-43,246,451.97
42348	COMM	5148X1G56	LANDES DISC NOTE	Purchase	07/01/2022	LANDES	124,978,194.45			-124,978,194.45
42349	COMM	63873KG50	NATXNY DISC NOTE	Purchase	07/01/2022	Natixis NY Branch	49,991,388.89			-49,991,388.89
39846	SJE	57582RWB8	MASSACHUSETTS	Redemption	07/01/2022	MASSACHUSETTS		500,000.00		500,000.00
40048	SJE	373385CF8	GEORGIA ST, GO	Redemption	07/01/2022	GEORGIA ST		500,000.00		500,000.00
42342	COMM	16536JG19	CHES DISC NOTE	Redemption	07/01/2022	CHESHAM FINANCE		50,000,000.00		50,000,000.00
42343	COMM	16536JG19	CHES DISC NOTE	Redemption	07/01/2022	CHESHAM FINANCE		75,000,000.00		75,000,000.00
42335	SJE	60934N666	FTFXX 0.0%	Redemption	07/01/2022	FEDERATED TAX		469.62		469.62
39846	SJE	57582RWB8	MASSACHUSETTS	Interest	07/01/2022	MASSACHUSETTS			12,500.00	12,500.00
40033	SJE	917542UG5	UTAH ST, GO BDS	Interest	07/01/2022	UTAH ST			12,500.00	12,500.00
40048	SJE	373385CF8	GEORGIA ST, GO	Interest	07/01/2022	GEORGIA ST			12,500.00	12,500.00
40481	COMM	917542WF5	UTAH ST, GO BDS	Interest	07/01/2022	UTAH ST			75,000.00	75,000.00
40910	COMM	374288AB4	JPGETY 0.391% MAT	Interest	07/01/2022	J PAUL GETTY			29,325.00	29,325.00
41668	COMM	79739GPD2	SDGAPT 1.341%	Interest	07/01/2022	SAN DIEGO CNTY			18,866.57	18,866.57
42335	SJE	60934N666	FTFXX 0.0%	Interest	07/01/2022	FEDERATED TAX			469.62	469.62
42335	SJE	60934N666	FTFXX 0.0%	Purchase	07/01/2022	FEDERATED TAX	469.62			-469.62
<b>Totals for 07/01/2022</b>							<b>543,194,699.38</b>	<b>126,000,469.62</b>	<b>161,161.19</b>	<b>-417,033,068.57</b>
42355	COMM	SYS42355	BCREPO 1.45% MAT	Purchase	07/05/2022	BARCLAYS CAPITAL	200,000,000.00			-200,000,000.00
42351	COMM	16536JG68	CHES DISC NOTE	Purchase	07/05/2022	CHESHAM FINANCE	49,997,819.44			-49,997,819.44
42352	COMM	16536JG68	CHES DISC NOTE	Purchase	07/05/2022	CHESHAM FINANCE	74,996,729.16			-74,996,729.16
42353	COMM	5148X1G64	LANDES DISC NOTE	Purchase	07/05/2022	LANDES	124,994,548.60			-124,994,548.60
42354	COMM	63873KG68	NATXNY DISC NOTE	Purchase	07/05/2022	Natixis NY Branch	49,997,847.22			-49,997,847.22
42346	COMM	16536JG50	CHES DISC NOTE	Redemption	07/05/2022	CHESHAM FINANCE		50,000,000.00		50,000,000.00
42347	COMM	16536JG50	CHES DISC NOTE	Redemption	07/05/2022	CHESHAM FINANCE		75,000,000.00		75,000,000.00
42348	COMM	5148X1G56	LANDES DISC NOTE	Redemption	07/05/2022	LANDES		125,000,000.00		125,000,000.00
42349	COMM	63873KG50	NATXNY DISC NOTE	Redemption	07/05/2022	Natixis NY Branch		50,000,000.00		50,000,000.00
42350	COMM	SYS42350	BCREPO 1.45% MAT	Redemption	07/05/2022	BARCLAYS CAPITAL		200,000,000.00		200,000,000.00
40044	COMM	3135G0V75	FEDERAL NATL MTG	Interest	07/05/2022	FNMA NOTES			218,750.00	218,750.00
40614	COMM	31422BR36	FAMCA FRN MAT	Interest	07/05/2022	FARMER MAC			67,238.89	67,238.89
41627	COMM	63873QRK2	NATXNY BRANCH	Interest	07/05/2022	Natixis NY Branch			65,388.90	65,388.90
42350	COMM	SYS42350	BCREPO 1.45% MAT	Interest	07/05/2022	BARCLAYS CAPITAL			32,222.23	32,222.23

Portfolio SCL2

AP

**SANTA CLARA COUNTY INVESTMENTS**  
**Transaction Activity Report**  
**Sorted by Transaction Date - Transaction Date**

Investment #	Fund	CUSIP	Inv Descrip	TransactionType	TransactionDate	Issuer	New Principal	Principal Paydowns	Interest	Total Cash
34292	COMM	SYS34292	MSTI 0.0%	Interest	07/05/2022	MORGAN STANLEY			1.65	1.65
34292	COMM	SYS34292	MSTI 0.0%	Purchase	07/05/2022	MORGAN STANLEY	1.65			-1.65
37590	COMM	SYS37590	JPM TE 0.44%	Interest	07/05/2022	JP MORGAN US			18.42	18.42
37590	COMM	SYS37590	JPM TE 0.44%	Purchase	07/05/2022	JP MORGAN US	18.42			-18.42
40461	COMM	SYS40461	DGCXX 0.0%	Interest	07/05/2022	DREYFUS			4.99	4.99
40461	COMM	SYS40461	DGCXX 0.0%	Purchase	07/05/2022	DREYFUS	4.99			-4.99
<b>Totals for 07/05/2022</b>							<b>499,986,969.48</b>	<b>500,000,000.00</b>	<b>383,625.08</b>	<b>396,655.60</b>
42360	COMM	SYS42360	BCREPO 1.45% MAT	Purchase	07/06/2022	BARCLAYS CAPITAL	200,000,000.00			-200,000,000.00
42356	COMM	16536JG76	CHES DISC NOTE	Purchase	07/06/2022	CHESHAM FINANCE	49,997,819.44			-49,997,819.44
42357	COMM	16536JG76	CHES DISC NOTE	Purchase	07/06/2022	CHESHAM FINANCE	74,996,729.16			-74,996,729.16
42358	COMM	5148X1G72	LANDES DISC NOTE	Purchase	07/06/2022	LANDES	124,994,548.60			-124,994,548.60
42359	COMM	63873KG76	NATXNY DISC NOTE	Purchase	07/06/2022	Natixis NY Branch	49,997,847.22			-49,997,847.22
42351	COMM	16536JG68	CHES DISC NOTE	Redemption	07/06/2022	CHESHAM FINANCE		50,000,000.00		50,000,000.00
42352	COMM	16536JG68	CHES DISC NOTE	Redemption	07/06/2022	CHESHAM FINANCE		75,000,000.00		75,000,000.00
42353	COMM	5148X1G64	LANDES DISC NOTE	Redemption	07/06/2022	LANDES		125,000,000.00		125,000,000.00
42354	COMM	63873KG68	NATXNY DISC NOTE	Redemption	07/06/2022	Natixis NY Branch		50,000,000.00		50,000,000.00
42355	COMM	SYS42355	BCREPO 1.45% MAT	Redemption	07/06/2022	BARCLAYS CAPITAL		200,000,000.00		200,000,000.00
41747	COMM	3133ENKS8	FEDERAL FARM CR	Interest	07/06/2022	FFCB NOTES			68,359.38	68,359.38
42355	COMM	SYS42355	BCREPO 1.45% MAT	Interest	07/06/2022	BARCLAYS CAPITAL			8,055.57	8,055.57
<b>Totals for 07/06/2022</b>							<b>499,986,944.42</b>	<b>500,000,000.00</b>	<b>76,414.95</b>	<b>89,470.53</b>
42365	COMM	SYS42365	BCREPO 1.45% MAT	Purchase	07/07/2022	BARCLAYS CAPITAL	200,000,000.00			-200,000,000.00
42361	COMM	16536JG84	CHES DISC NOTE	Purchase	07/07/2022	CHESHAM FINANCE	49,997,819.44			-49,997,819.44
42362	COMM	16536JG84	CHES DISC NOTE	Purchase	07/07/2022	CHESHAM FINANCE	74,996,729.16			-74,996,729.16
42363	COMM	5148X1G80	LANDES DISC NOTE	Purchase	07/07/2022	LANDES	124,994,548.60			-124,994,548.60
42364	COMM	63873KG84	NATXNY DISC NOTE	Purchase	07/07/2022	Natixis NY Branch	49,997,847.22			-49,997,847.22
42356	COMM	16536JG76	CHES DISC NOTE	Redemption	07/07/2022	CHESHAM FINANCE		50,000,000.00		50,000,000.00
42357	COMM	16536JG76	CHES DISC NOTE	Redemption	07/07/2022	CHESHAM FINANCE		75,000,000.00		75,000,000.00
42358	COMM	5148X1G72	LANDES DISC NOTE	Redemption	07/07/2022	LANDES		125,000,000.00		125,000,000.00
42359	COMM	63873KG76	NATXNY DISC NOTE	Redemption	07/07/2022	Natixis NY Branch		50,000,000.00		50,000,000.00
42360	COMM	SYS42360	BCREPO 1.45% MAT	Redemption	07/07/2022	BARCLAYS CAPITAL		200,000,000.00		200,000,000.00
40233	COMM	3135G0X24	FEDERAL NATL MTG	Interest	07/07/2022	FNMA NOTES			121,875.00	121,875.00
41746	COMM	3130AQLS0	FEDERAL HOME LN	Interest	07/07/2022	FHLB NOTES			66,225.00	66,225.00
42360	COMM	SYS42360	BCREPO 1.45% MAT	Interest	07/07/2022	BARCLAYS CAPITAL			8,055.56	8,055.56
<b>Totals for 07/07/2022</b>							<b>499,986,944.42</b>	<b>500,000,000.00</b>	<b>196,155.56</b>	<b>209,211.14</b>
42370	COMM	SYS42370	BCREPO 1.45% MAT	Purchase	07/08/2022	BARCLAYS CAPITAL	200,000,000.00			-200,000,000.00
42366	COMM	16536JGB7	CHES DISC NOTE	Purchase	07/08/2022	CHESHAM FINANCE	49,993,458.33			-49,993,458.33
42367	COMM	16536JGB7	CHES DISC NOTE	Purchase	07/08/2022	CHESHAM FINANCE	74,990,187.50			-74,990,187.50
42368	COMM	5148X1GB3	LANDES DISC NOTE	Purchase	07/08/2022	LANDES	124,983,645.83			-124,983,645.83
42369	COMM	63873KGB7	NATXNY DISC NOTE	Purchase	07/08/2022	Natixis NY Branch	49,993,541.67			-49,993,541.67



**SANTA CLARA COUNTY INVESTMENTS**  
**Transaction Activity Report**  
**Sorted by Transaction Date - Transaction Date**

Investment #	Fund	CUSIP	Inv Descrip	TransactionType	TransactionDate	Issuer	New Principal	Principal Paydowns	Interest	Total Cash
42361	COMM	16536JG84	CHES DISC NOTE	Redemption	07/08/2022	CHESHAM FINANCE		50,000,000.00		50,000,000.00
42362	COMM	16536JG84	CHES DISC NOTE	Redemption	07/08/2022	CHESHAM FINANCE		75,000,000.00		75,000,000.00
42363	COMM	5148X1G80	LANDES DISC NOTE	Redemption	07/08/2022	LANDES		125,000,000.00		125,000,000.00
42364	COMM	63873KG84	NATXNY DISC NOTE	Redemption	07/08/2022	Natixis NY Branch		50,000,000.00		50,000,000.00
42365	COMM	SYS42365	BCREPO 1.45% MAT	Redemption	07/08/2022	BARCLAYS CAPITAL		200,000,000.00		200,000,000.00
39714	COMM	931142EL3	WALMART INC, SR	Interest	07/08/2022	WALMART			71,250.00	71,250.00
41875	COMM	931142EM1	WALMART INC, SR	Interest	07/08/2022	WALMART			35,303.75	35,303.75
41875	COMM	931142EM1	WALMART INC, SR	Accr Int	07/08/2022	WALMART		10,394.99	-10,394.99	0.00
42365	COMM	SYS42365	BCREPO 1.45% MAT	Interest	07/08/2022	BARCLAYS CAPITAL			8,055.54	8,055.54
<b>Totals for 07/08/2022</b>							<b>499,960,833.33</b>	<b>500,010,394.99</b>	<b>104,214.30</b>	<b>153,775.96</b>
42375	COMM	SYS42375	BCREPO 1.45% MAT	Purchase	07/11/2022	BARCLAYS CAPITAL	200,000,000.00			-200,000,000.00
42371	COMM	16536JGC5	CHES DISC NOTE	Purchase	07/11/2022	CHESHAM FINANCE	49,997,819.44			-49,997,819.44
42372	COMM	16536JGC5	CHES DISC NOTE	Purchase	07/11/2022	CHESHAM FINANCE	74,996,729.16			-74,996,729.16
42373	COMM	5148X1GC1	LANDES DISC NOTE	Purchase	07/11/2022	LANDES	124,994,548.60			-124,994,548.60
42374	COMM	63873KGC5	NATXNY DISC NOTE	Purchase	07/11/2022	Natixis NY Branch	49,997,847.22			-49,997,847.22
42366	COMM	16536JGB7	CHES DISC NOTE	Redemption	07/11/2022	CHESHAM FINANCE		50,000,000.00		50,000,000.00
42367	COMM	16536JGB7	CHES DISC NOTE	Redemption	07/11/2022	CHESHAM FINANCE		75,000,000.00		75,000,000.00
42368	COMM	5148X1GB3	LANDES DISC NOTE	Redemption	07/11/2022	LANDES		125,000,000.00		125,000,000.00
42369	COMM	63873KGB7	NATXNY DISC NOTE	Redemption	07/11/2022	Natixis NY Branch		50,000,000.00		50,000,000.00
42370	COMM	SYS42370	BCREPO 1.45% MAT	Redemption	07/11/2022	BARCLAYS CAPITAL		200,000,000.00		200,000,000.00
40117	COMM	90331HPF4	USB 1.95% MAT	Interest	07/11/2022	U S BANK			282,750.00	282,750.00
40154	COMM	90331HPF4	USB 1.95% MAT	Interest	07/11/2022	U S BANK			107,250.00	107,250.00
40832	COMM	3135G05G4	FEDERAL NATL MTG	Interest	07/11/2022	FNMA NOTES			31,250.00	31,250.00
40867	COMM	3135G05G4	FEDERAL NATL MTG	Interest	07/11/2022	FNMA NOTES			18,750.00	18,750.00
42370	COMM	SYS42370	BCREPO 1.45% MAT	Interest	07/11/2022	BARCLAYS CAPITAL			24,166.67	24,166.67
41209	COMM	14687TAC1	CRVNA 0.49% MAT	Interest	07/11/2022	Carvana Auto			6,125.00	6,125.00
41209	COMM	14687TAC1	CRVNA 0.49% MAT	Redemption	07/11/2022	Carvana Auto		362,497.02		362,497.02
41406	COMM	14687JAD1	CRVNA 0.38% MAT	Interest	07/11/2022	Carvana Auto			2,115.67	2,115.67
41406	COMM	14687JAD1	CRVNA 0.38% MAT	Redemption	07/11/2022	Carvana Auto		756,175.65		756,175.65
<b>Totals for 07/11/2022</b>							<b>499,986,944.42</b>	<b>501,118,672.67</b>	<b>472,407.34</b>	<b>1,604,135.59</b>
42380	COMM	SYS42380	BCREPO 1.45% MAT	Purchase	07/12/2022	BARCLAYS CAPITAL	200,000,000.00			-200,000,000.00
42376	COMM	16536JGD3	CHES DISC NOTE	Purchase	07/12/2022	CHESHAM FINANCE	49,997,819.44			-49,997,819.44
42377	COMM	16536JGD3	CHES DISC NOTE	Purchase	07/12/2022	CHESHAM FINANCE	74,996,729.16			-74,996,729.16
42378	COMM	5148X1GD9	LANDES DISC NOTE	Purchase	07/12/2022	LANDES	124,994,548.60			-124,994,548.60
42379	COMM	63873KGD3	NATXNY DISC NOTE	Purchase	07/12/2022	Natixis NY Branch	49,997,847.22			-49,997,847.22
42371	COMM	16536JGC5	CHES DISC NOTE	Redemption	07/12/2022	CHESHAM FINANCE		50,000,000.00		50,000,000.00
42372	COMM	16536JGC5	CHES DISC NOTE	Redemption	07/12/2022	CHESHAM FINANCE		75,000,000.00		75,000,000.00
42373	COMM	5148X1GC1	LANDES DISC NOTE	Redemption	07/12/2022	LANDES		125,000,000.00		125,000,000.00
42374	COMM	63873KGC5	NATXNY DISC NOTE	Redemption	07/12/2022	Natixis NY Branch		50,000,000.00		50,000,000.00

**SANTA CLARA COUNTY INVESTMENTS**  
**Transaction Activity Report**  
**Sorted by Transaction Date - Transaction Date**

Investment #	Fund	CUSIP	Inv Descrip	TransactionType	TransactionDate	Issuer	New Principal	Principal Paydowns	Interest	Total Cash
42375	COMM	SYS42375	BCREPO 1.45% MAT	Redemption	07/12/2022	BARCLAYS CAPITAL		200,000,000.00		200,000,000.00
40892	COMM	21688AAQ5	RABO 0.375% MAT	Interest	07/12/2022	RABOBANK			13,125.00	13,125.00
42375	COMM	SYS42375	BCREPO 1.45% MAT	Interest	07/12/2022	BARCLAYS CAPITAL			8,055.57	8,055.57
<b>Totals for 07/12/2022</b>							<b>499,986,944.42</b>	<b>500,000,000.00</b>	<b>21,180.57</b>	<b>34,236.15</b>
42385	COMM	SYS42385	BCREPO 1.45% MAT	Purchase	07/13/2022	BARCLAYS CAPITAL	200,000,000.00			-200,000,000.00
42381	COMM	16536JGE1	CHES DISC NOTE	Purchase	07/13/2022	CHESHAM FINANCE	49,997,819.44			-49,997,819.44
42382	COMM	16536JGE1	CHES DISC NOTE	Purchase	07/13/2022	CHESHAM FINANCE	74,996,729.16			-74,996,729.16
42383	COMM	5148X1GE7	LANDES DISC NOTE	Purchase	07/13/2022	LANDES	124,994,548.60			-124,994,548.60
42384	COMM	63873KGE1	NATXNY DISC NOTE	Purchase	07/13/2022	Natixis NY Branch	49,997,847.22			-49,997,847.22
40531	COMM	3133ELT95	FEDERAL FARM CR	Redemption	07/13/2022	FFCB NOTES		8,000,000.00		8,000,000.00
42376	COMM	16536JGD3	CHES DISC NOTE	Redemption	07/13/2022	CHESHAM FINANCE		50,000,000.00		50,000,000.00
42377	COMM	16536JGD3	CHES DISC NOTE	Redemption	07/13/2022	CHESHAM FINANCE		75,000,000.00		75,000,000.00
42378	COMM	5148X1GD9	LANDES DISC NOTE	Redemption	07/13/2022	LANDES		125,000,000.00		125,000,000.00
42379	COMM	63873KGD3	NATXNY DISC NOTE	Redemption	07/13/2022	Natixis NY Branch		50,000,000.00		50,000,000.00
42380	COMM	SYS42380	BCREPO 1.45% MAT	Redemption	07/13/2022	BARCLAYS CAPITAL		200,000,000.00		200,000,000.00
40238	COMM	59217GEE5	MET LI 1.95% MAT	Interest	07/13/2022	MET LIFE GLOBAL			97,500.00	97,500.00
40274	COMM	037833DF4	APPLE INC, SR GBL	Interest	07/13/2022	APPLE INC			68,750.00	68,750.00
40531	COMM	3133ELT95	FEDERAL FARM CR	Interest	07/13/2022	FFCB NOTES			8,000.00	8,000.00
42380	COMM	SYS42380	BCREPO 1.45% MAT	Interest	07/13/2022	BARCLAYS CAPITAL			8,055.54	8,055.54
<b>Totals for 07/13/2022</b>							<b>499,986,944.42</b>	<b>508,000,000.00</b>	<b>182,305.54</b>	<b>8,195,361.12</b>
42390	COMM	SYS42390	BCREPO 1.45% MAT	Purchase	07/14/2022	BARCLAYS CAPITAL	200,000,000.00			-200,000,000.00
42386	COMM	16536JGF8	CHES DISC NOTE	Purchase	07/14/2022	CHESHAM FINANCE	49,997,819.44			-49,997,819.44
42387	COMM	16536JGF8	CHES DISC NOTE	Purchase	07/14/2022	CHESHAM FINANCE	74,996,729.16			-74,996,729.16
42388	COMM	5148X1GF4	LANDES DISC NOTE	Purchase	07/14/2022	LANDES	124,994,548.60			-124,994,548.60
42389	COMM	63873KGF8	NATXNY DISC NOTE	Purchase	07/14/2022	Natixis NY Branch	49,997,847.22			-49,997,847.22
41958	COMM	1247P3GE6	CAFCO DISC NOTE	Redemption	07/14/2022	CAFCO LLC		30,250,000.00		30,250,000.00
42381	COMM	16536JGE1	CHES DISC NOTE	Redemption	07/14/2022	CHESHAM FINANCE		50,000,000.00		50,000,000.00
42382	COMM	16536JGE1	CHES DISC NOTE	Redemption	07/14/2022	CHESHAM FINANCE		75,000,000.00		75,000,000.00
42383	COMM	5148X1GE7	LANDES DISC NOTE	Redemption	07/14/2022	LANDES		125,000,000.00		125,000,000.00
42384	COMM	63873KGE1	NATXNY DISC NOTE	Redemption	07/14/2022	Natixis NY Branch		50,000,000.00		50,000,000.00
42385	COMM	SYS42385	BCREPO 1.45% MAT	Redemption	07/14/2022	BARCLAYS CAPITAL		200,000,000.00		200,000,000.00
41757	COMM	64952WEK5	NEW YORK LIFE	Interest	07/14/2022	NEW YORK LIFE			253,750.00	253,750.00
42334	COMM	57629WCQ1	MASSMU 2.35% MAT	Interest	07/14/2022	MASSMUTUAL			88,125.00	88,125.00
42334	COMM	57629WCQ1	MASSMU 2.35% MAT	Accr Int	07/14/2022	MASSMUTUAL		80,291.67	-80,291.67	0.00
42385	COMM	SYS42385	BCREPO 1.45% MAT	Interest	07/14/2022	BARCLAYS CAPITAL			8,055.55	8,055.55
<b>Totals for 07/14/2022</b>							<b>499,986,944.42</b>	<b>530,330,291.67</b>	<b>269,638.88</b>	<b>30,612,986.13</b>
42395	COMM	SYS42395	BCREPO 1.45% MAT	Purchase	07/15/2022	BARCLAYS CAPITAL	200,000,000.00			-200,000,000.00
42391	COMM	16536JGJ0	CHES DISC NOTE	Purchase	07/15/2022	CHESHAM FINANCE	49,993,458.33			-49,993,458.33
42392	COMM	16536JGJ0	CHES DISC NOTE	Purchase	07/15/2022	CHESHAM FINANCE	74,990,187.50			-74,990,187.50

**SANTA CLARA COUNTY INVESTMENTS**  
**Transaction Activity Report**  
 Sorted by Transaction Date - Transaction Date

Investment #	Fund	CUSIP	Inv Descrip	TransactionType	TransactionDate	Issuer	New Principal	Principal Paydowns	Interest	Total Cash
42393	COMM	5148X1GJ6	LANDES DISC NOTE	Purchase	07/15/2022	LANDES	124,983,645.83			-124,983,645.83
42394	COMM	63873KCJ0	NATXNY DISC NOTE	Purchase	07/15/2022	Natixis NY Branch	49,993,541.67			-49,993,541.67
42335	SJE	60934N666	FTFXX 0.0%	Purchase	07/15/2022	FEDERATED TAX	1,043,798.55			-1,043,798.55
8506	COMM	SYS8506	LAIF 1.65%	Purchase	07/15/2022	LOCAL AGENCY	80,966.41			-80,966.41
38317	COMM	45818WBPO	IADB 1.42917% MAT	Redemption	07/15/2022	IADB		45,000,000.00		45,000,000.00
41257	COMM	05966DC67	BANS 0.19% MAT	Redemption	07/15/2022	Banco Santander NY		50,000,000.00		50,000,000.00
41482	COMM	86565FBY7	SUMIBK 0.27% MAT	Redemption	07/15/2022	Sumitomo Mitsui Bank		50,000,000.00		50,000,000.00
42386	COMM	16536JGF8	CHES DISC NOTE	Redemption	07/15/2022	CHESHAM FINANCE		50,000,000.00		50,000,000.00
42387	COMM	16536JGF8	CHES DISC NOTE	Redemption	07/15/2022	CHESHAM FINANCE		75,000,000.00		75,000,000.00
42388	COMM	5148X1GF4	LANDES DISC NOTE	Redemption	07/15/2022	LANDES		125,000,000.00		125,000,000.00
42389	COMM	63873KGF8	NATXNY DISC NOTE	Redemption	07/15/2022	Natixis NY Branch		50,000,000.00		50,000,000.00
42390	COMM	SYS42390	BCREPO 1.45% MAT	Redemption	07/15/2022	BARCLAYS CAPITAL		200,000,000.00		200,000,000.00
38317	COMM	45818WBPO	IADB 1.42917% MAT	Interest	07/15/2022	IADB			121,050.00	121,050.00
40337	COMM	742651DP4	PEFCO 2.45% MAT	Interest	07/15/2022	PRIVATE EXPORT			139,466.25	139,466.25
40528	COMM	3136G4YU1	FEDERAL NATL MTG	Interest	07/15/2022	FNMA NOTES			36,500.00	36,500.00
40529	COMM	3136G4YU1	FEDERAL NATL MTG	Interest	07/15/2022	FNMA NOTES			20,140.70	20,140.70
41048	COMM	91282CBE0	UNITED STATES	Interest	07/15/2022	U.S. TREASURY			28,125.00	28,125.00
41257	COMM	05966DC67	BANS 0.19% MAT	Interest	07/15/2022	Banco Santander NY			92,888.90	92,888.90
41482	COMM	86565FBY7	SUMIBK 0.27% MAT	Interest	07/15/2022	Sumitomo Mitsui Bank			97,125.00	97,125.00
42390	COMM	SYS42390	BCREPO 1.45% MAT	Interest	07/15/2022	BARCLAYS CAPITAL			8,055.54	8,055.54
39578	COMM	65479HAC1	NAROT 2.5% MAT	Interest	07/15/2022	Nissan Auto Receivab			6,192.80	6,192.80
39578	COMM	65479HAC1	NAROT 2.5% MAT	Redemption	07/15/2022	Nissan Auto Receivab		699,756.78		699,756.78
39586	COMM	14042WAC4	COPAR 2.51% MAT	Interest	07/15/2022	Capital One Prime Au			1,510.96	1,510.96
39586	COMM	14042WAC4	COPAR 2.51% MAT	Redemption	07/15/2022	Capital One Prime Au		320,796.63		320,796.63
39706	COMM	477870AC3	JDOT 2.21% MAT	Interest	07/15/2022	JOHN DEERE			2,075.84	2,075.84
39706	COMM	477870AC3	JDOT 2.21% MAT	Redemption	07/15/2022	JOHN DEERE		192,238.32		192,238.32
39777	COMM	43815NAC8	HAROT 1.78% MAT	Interest	07/15/2022	HONDA AUTO			2,165.35	2,165.35
39777	COMM	43815NAC8	HAROT 1.78% MAT	Redemption	07/15/2022	HONDA AUTO		334,481.67		334,481.67
39811	COMM	14041NFU0	COMET 1.72% MAT	Interest	07/15/2022	Capital One Multi Ex			50,166.66	50,166.66
39811	COMM	14041NFU0	COMET 1.72% MAT	Redemption	07/15/2022	Capital One Multi Ex		1,495,019.57		1,495,019.57
39883	COMM	58769TAD7	MBART 1.93% MAT	Interest	07/15/2022	MERCEDES -BENZ			8,971.61	8,971.61
39883	COMM	58769TAD7	MBART 1.93% MAT	Redemption	07/15/2022	MERCEDES -BENZ		1,066,099.10		1,066,099.10
40017	COMM	44891JAC2	HART 1.94% MAT	Interest	07/15/2022	HYUNDAI AUTO			3,999.21	3,999.21
40017	COMM	44891JAC2	HART 1.94% MAT	Redemption	07/15/2022	HYUNDAI AUTO		528,261.75		528,261.75
40038	COMM	89233MAD5	TAOT 1.92% MAT	Interest	07/15/2022	TOYOTA AUTO REC			10,510.32	10,510.32
40038	COMM	89233MAD5	TAOT 1.92% MAT	Redemption	07/15/2022	TOYOTA AUTO REC		929,339.35		929,339.35
40134	COMM	02007TAC9	ALLY 1.84% MAT	Interest	07/15/2022	ALLY Auto			5,052.84	5,052.84
40134	COMM	02007TAC9	ALLY 1.84% MAT	Redemption	07/15/2022	ALLY Auto		499,943.44		499,943.44
40294	COMM	41284UAD6	HDMOT 1.87% MAT	Interest	07/15/2022	Harley-Davidson Moto			4,800.58	4,800.58
40294	COMM	41284UAD6	HDMOT 1.87% MAT	Redemption	07/15/2022	Harley-Davidson Moto		462,781.71		462,781.71

**SANTA CLARA COUNTY INVESTMENTS**  
**Transaction Activity Report**  
 Sorted by Transaction Date - Transaction Date

Investment #	Fund	CUSIP	Inv Descrip	TransactionType	TransactionDate	Issuer	New Principal	Principal Paydowns	Interest	Total Cash
40336	COMM	161571HP2	CHAIT 1.53% MAT	Interest	07/15/2022	CHASE ISSUANCE			34,425.00	34,425.00
40336	COMM	161571HP2	CHAIT 1.53% MAT	Redemption	07/15/2022	CHASE ISSUANCE		984,057.81		984,057.81
40340	COMM	14043MAC5	COPAR 1.6% MAT	Interest	07/15/2022	Capital One Prime Au			17,012.53	17,012.53
40340	COMM	14043MAC5	COPAR 1.6% MAT	Redemption	07/15/2022	Capital One Prime Au		1,168,282.48		1,168,282.48
40515	COMM	58769VAC4	MBART 0.55% MAT	Interest	07/15/2022	MERCEDES -BENZ			1,416.79	1,416.79
40515	COMM	58769VAC4	MBART 0.55% MAT	Redemption	07/15/2022	MERCEDES -BENZ		260,812.09		260,812.09
40533	COMM	47787NAC3	JDOT 0.51% MAT	Interest	07/15/2022	JOHN DEERE			1,189.37	1,189.37
40533	COMM	47787NAC3	JDOT 0.51% MAT	Redemption	07/15/2022	JOHN DEERE		168,029.54		168,029.54
40930	COMM	89240BAC2	TOYOTA AUTO	Interest	07/15/2022	TOYOTA AUTO REC			3,358.34	3,358.34
40930	COMM	89240BAC2	TOYOTA AUTO	Redemption	07/15/2022	TOYOTA AUTO REC		579,973.05		579,973.05
40937	COMM	98164EAC9	WOART 0.3% MAT	Interest	07/15/2022	World Omni Auto Rec'			3,500.00	3,500.00
40937	COMM	98164EAC9	WOART 0.3% MAT	Redemption	07/15/2022	World Omni Auto Rec'		363,216.80		363,216.80
40958	COMM	34532NAC9	FM 0.3% MAT	Interest	07/15/2022	FORD MOTOR			5,000.00	5,000.00
40958	COMM	34532NAC9	FM 0.3% MAT	Redemption	07/15/2022	FORD MOTOR		579,898.05		579,898.05
40991	COMM	47788UAC6	JDOT 0.36% MAT	Interest	07/15/2022	JOHN DEERE			2,325.00	2,325.00
40991	COMM	47788UAC6	JDOT 0.36% MAT	Redemption	07/15/2022	JOHN DEERE		217,986.94		217,986.94
41111	COMM	44933LAC7	HART 0.38% MAT	Interest	07/15/2022	HYUNDAI AUTO			3,008.34	3,008.34
41111	COMM	44933LAC7	HART 0.38% MAT	Redemption	07/15/2022	HYUNDAI AUTO		265,568.46		265,568.46
41182	COMM	89190GAC1	TAOT 0.26% MAT	Interest	07/15/2022	TOYOTA AUTO REC			6,500.01	6,500.01
41182	COMM	89190GAC1	TAOT 0.26% MAT	Redemption	07/15/2022	TOYOTA AUTO REC		775,262.79		775,262.79
41187	COMM	44891VAC5	HALST 0.33% MAT	Interest	07/15/2022	Hyundai Auto Lease S			6,187.50	6,187.50
41187	COMM	44891VAC5	HALST 0.33% MAT	Redemption	07/15/2022	Hyundai Auto Lease S		944,265.53		944,265.53
41206	COMM	65480BAC1	NAROT 0.33% MAT	Interest	07/15/2022	Nissan Auto Receivab			11,000.00	11,000.00
41206	COMM	65480BAC1	NAROT 0.33% MAT	Redemption	07/15/2022	Nissan Auto Receivab		1,080,165.06		1,080,165.06
41220	COMM	58769KAD6	MBALT 0.4% MAT	Interest	07/15/2022	MERCEDES-BENZ			4,916.66	4,916.66
41220	COMM	58769KAD6	MBALT 0.4% MAT	Redemption	07/15/2022	MERCEDES-BENZ		537,445.95		537,445.95
41240	COMM	47789QAC4	JDOT 0.52% MAT	Interest	07/15/2022	JOHN DEERE			3,466.66	3,466.66
41240	COMM	47789QAC4	JDOT 0.52% MAT	Redemption	07/15/2022	JOHN DEERE		186,704.18		186,704.18
41242	COMM	14041NFW6	COMET 0.55% MAT	Interest	07/15/2022	Capital One Multi Ex			10,770.83	10,770.83
41242	COMM	14041NFW6	COMET 0.55% MAT	Redemption	07/15/2022	Capital One Multi Ex		516,960.98		516,960.98
41387	COMM	44933MAC5	HALST 0.38% MAT	Interest	07/15/2022	Hyundai Auto Lease S			7,995.84	7,995.84
41387	COMM	44933MAC5	HALST 0.38% MAT	Redemption	07/15/2022	Hyundai Auto Lease S		938,815.15		938,815.15
41389	COMM	58772WAC7	MBART 0.46% MAT	Interest	07/15/2022	MERCEDES -BENZ			7,762.49	7,762.49
41389	COMM	58772WAC7	MBART 0.46% MAT	Redemption	07/15/2022	MERCEDES -BENZ		451,387.56		451,387.56
41392	COMM	98163HAB5	WOART 0.29% MAT	Interest	07/15/2022	World Omni Auto Rec'			873.28	873.28
41392	COMM	98163HAB5	WOART 0.29% MAT	Redemption	07/15/2022	World Omni Auto Rec'		607,840.79		607,840.79
41397	COMM	345329AC0	FM 0.37% MAT	Interest	07/15/2022	FORD MOTOR			6,474.99	6,474.99
41397	COMM	345329AC0	FM 0.37% MAT	Redemption	07/15/2022	FORD MOTOR		780,814.27		780,814.27
41402	COMM	254683CP8	DCENT 0.58% MAT	Interest	07/15/2022	Discover Card Execut			9,666.66	9,666.66
41402	COMM	254683CP8	DCENT 0.58% MAT	Redemption	07/15/2022	Discover Card Execut		420,339.26		420,339.26

**SANTA CLARA COUNTY INVESTMENTS**  
**Transaction Activity Report**  
 Sorted by Transaction Date - Transaction Date

Investment #	Fund	CUSIP	Inv Descrip	TransactionType	TransactionDate	Issuer	New Principal	Principal Paydowns	Interest	Total Cash
41476	COMM	14044CAC6	COPAR 0.77% MAT	Interest	07/15/2022	Capital One Prime Au			8,983.32	8,983.32
41476	COMM	14044CAC6	COPAR 0.77% MAT	Redemption	07/15/2022	Capital One Prime Au		290,891.88		290,891.88
41521	COMM	89238JAC9	TAOT 0.71% MAT	Interest	07/15/2022	TOYOTA AUTO REC			6,804.17	6,804.17
41521	COMM	89238JAC9	TAOT 0.71% MAT	Redemption	07/15/2022	TOYOTA AUTO REC		261,797.30		261,797.30
41529	COMM	02582JJR2	AMXCA 0.9% MAT	Interest	07/15/2022	American Express			24,375.00	24,375.00
41529	COMM	02582JJR2	AMXCA 0.9% MAT	Redemption	07/15/2022	American Express		632,735.34		632,735.34
41612	COMM	14041NFY2	CAPITAL ONE MULTI	Interest	07/15/2022	Capital One Multi Ex			31,200.01	31,200.01
41612	COMM	14041NFY2	CAPITAL ONE MULTI	Redemption	07/15/2022	Capital One Multi Ex		698,861.39		698,861.39
41718	COMM	89190GAB3	TAOT 0.14% MAT	Interest	07/15/2022	TOYOTA AUTO REC			184.29	184.29
41718	COMM	89190GAB3	TAOT 0.14% MAT	Redemption	07/15/2022	TOYOTA AUTO REC		270,242.42		270,242.42
41766	COMM	44891WAC3	HALST 1.16% MAT	Interest	07/15/2022	Hyundai Auto Lease S			12,808.34	12,808.34
41766	COMM	44891WAC3	HALST 1.16% MAT	Redemption	07/15/2022	Hyundai Auto Lease S		434,143.97		434,143.97
41776	COMM	345286AC2	FORDO 1.29% MAT	Interest	07/15/2022	FORD CREDIT AUTO			12,900.00	12,900.00
41776	COMM	345286AC2	FORDO 1.29% MAT	Redemption	07/15/2022	FORD CREDIT AUTO		255,530.85		255,530.85
41797	COMM	89239KAC5	TAOT 1.23% MAT	Interest	07/15/2022	TOYOTA AUTO REC			13,325.00	13,325.00
41797	COMM	89239KAC5	TAOT 1.23% MAT	Redemption	07/15/2022	TOYOTA AUTO REC		277,123.32		277,123.32
41855	COMM	43815BAC4	HAROT 1.88% MAT	Interest	07/15/2022	HONDA AUTO			36,033.34	36,033.34
41855	COMM	43815BAC4	HAROT 1.88% MAT	Redemption	07/15/2022	HONDA AUTO		490,735.33		490,735.33
41856	COMM	65479QAC1	NAROT 1.86% MAT	Interest	07/15/2022	Nissan Auto Receivab			26,815.00	26,815.00
41856	COMM	65479QAC1	NAROT 1.86% MAT	Redemption	07/15/2022	Nissan Auto Receivab		340,390.78		340,390.78
41910	COMM	47787JAC2	JDOT 2.32% MAT	Interest	07/15/2022	JOHN DEERE			19,333.33	19,333.33
41910	COMM	47787JAC2	JDOT 2.32% MAT	Redemption	07/15/2022	JOHN DEERE		189,515.51		189,515.51
41919	COMM	02589BAA8	AMXCA 2.21% MAT	Interest	07/15/2022	American Express			35,912.49	35,912.49
41919	COMM	02589BAA8	AMXCA 2.21% MAT	Redemption	07/15/2022	American Express		337,591.00		337,591.00
41952	COMM	14041NFZ9	COMET 2.8% MAT	Interest	07/15/2022	Capital One Multi Ex			44,333.33	44,333.33
41952	COMM	14041NFZ9	COMET 2.8% MAT	Redemption	07/15/2022	Capital One Multi Ex		321,391.59		321,391.59
42020	COMM	98163NAC0	WOLS 3.21% MAT	Interest	07/15/2022	WORLD OMNI			8,025.00	8,025.00
42020	COMM	98163NAC0	WOLS 3.21% MAT	Redemption	07/15/2022	WORLD OMNI		88,525.30		88,525.30
42040	COMM	41284YAD8	HDMOT 3.06% MAT	Interest	07/15/2022	Harley-Davidson Moto			63,750.00	63,750.00
42040	COMM	41284YAD8	HDMOT 3.06% MAT	Redemption	07/15/2022	Harley-Davidson Moto		428,134.62		428,134.62
42066	COMM	34528LAD7	FORDL 3.23% MAT	Interest	07/15/2022	FORD CREDIT AUTO			80,750.01	80,750.01
42066	COMM	34528LAD7	FORDL 3.23% MAT	Redemption	07/15/2022	FORD CREDIT AUTO		833,084.26		833,084.26
42084	COMM	14317HAC5	CARMX 3.49% MAT	Interest	07/15/2022	CARMAX AUTO			52,349.99	52,349.99
42084	COMM	14317HAC5	CARMX 3.49% MAT	Redemption	07/15/2022	CARMAX AUTO		299,628.74		299,628.74
42116	COMM	14043QAC6	COPAR 3.17% MAT	Interest	07/15/2022	Capital One Prime Au			39,625.01	39,625.01
42116	COMM	14043QAC6	COPAR 3.17% MAT	Redemption	07/15/2022	Capital One Prime Au		244,530.42		244,530.42
42182	COMM	02008JAC0	ALLY 3.31% MAT	Interest	07/15/2022	ALLY			81,370.82	81,370.82
42182	COMM	02008JAC0	ALLY 3.31% MAT	Redemption	07/15/2022	ALLY		516,954.09		516,954.09
42184	COMM	44934LAD4	HALST 3.35% MAT	Interest	07/15/2022	Hyundai Auto Lease S			106,083.35	106,083.35
42184	COMM	44934LAD4	HALST 3.35% MAT	Redemption	07/15/2022	Hyundai Auto Lease S		988,614.36		988,614.36

**SANTA CLARA COUNTY INVESTMENTS**  
**Transaction Activity Report**  
 Sorted by Transaction Date - Transaction Date

Investment #	Fund	CUSIP	Inv Descrip	TransactionType	TransactionDate	Issuer	New Principal	Principal Paydowns	Interest	Total Cash
42202	COMM	02582JJT8	AMXCA 3.39% MAT	Interest	07/15/2022	American Express			98,875.00	98,875.00
42202	COMM	02582JJT8	AMXCA 3.39% MAT	Redemption	07/15/2022	American Express		547,501.33		547,501.33
8506	COMM	SYS8506	LAIF 1.65%	Interest	07/15/2022	LOCAL AGENCY			80,966.41	80,966.41
<b>Totals for 07/15/2022</b>							<b>501,085,598.29</b>	<b>672,104,468.86</b>	<b>1,670,451.06</b>	<b>172,689,321.63</b>
42396	COMM	16536JGK7	CHES DISC NOTE	Purchase	07/18/2022	CHESHAM FINANCE	49,997,819.44			-49,997,819.44
42397	COMM	16536JGK7	CHES DISC NOTE	Purchase	07/18/2022	CHESHAM FINANCE	74,996,729.16			-74,996,729.16
42398	COMM	5148X1GK3	LANDES DISC NOTE	Purchase	07/18/2022	LANDES	124,994,548.60			-124,994,548.60
42399	COMM	63873KKG7	NATXNY DISC NOTE	Purchase	07/18/2022	Natixis NY Branch	49,997,847.22			-49,997,847.22
42391	COMM	16536JGJ0	CHES DISC NOTE	Redemption	07/18/2022	CHESHAM FINANCE		50,000,000.00		50,000,000.00
42392	COMM	16536JGJ0	CHES DISC NOTE	Redemption	07/18/2022	CHESHAM FINANCE		75,000,000.00		75,000,000.00
42393	COMM	5148X1GJ6	LANDES DISC NOTE	Redemption	07/18/2022	LANDES		125,000,000.00		125,000,000.00
42394	COMM	63873KKGJ0	NATXNY DISC NOTE	Redemption	07/18/2022	Natixis NY Branch		50,000,000.00		50,000,000.00
39165	COMM	3133EJ5V7	FEDERAL FARM CR	Interest	07/18/2022	FFCB NOTES			195,234.38	195,234.38
39495	COMM	4581X0DF2	IADB 2.625% MAT	Interest	07/18/2022	IADB			223,125.00	223,125.00
41761	COMM	3133ENKX7	FFCB FLOAT MAT	Interest	07/18/2022	FFCB NOTES			69,622.50	69,622.50
41321	COMM	43815EAC8	HAROT 0.41% MAT	Interest	07/18/2022	HONDA AUTO			6,150.01	6,150.01
41321	COMM	43815EAC8	HAROT 0.41% MAT	Redemption	07/18/2022	HONDA AUTO		468,554.66		468,554.66
42009	COMM	362585AC5	GMCAR 3.1% MAT	Interest	07/18/2022	GM FINANCIAL			29,708.35	29,708.35
42009	COMM	362585AC5	GMCAR 3.1% MAT	Redemption	07/18/2022	GM FINANCIAL		196,754.60		196,754.60
<b>Totals for 07/18/2022</b>							<b>299,986,944.42</b>	<b>300,665,309.26</b>	<b>523,840.24</b>	<b>1,202,205.08</b>
42400	COMM	16536JGL5	CHES DISC NOTE	Purchase	07/19/2022	CHESHAM FINANCE	49,997,819.44			-49,997,819.44
42401	COMM	16536JGL5	CHES DISC NOTE	Purchase	07/19/2022	CHESHAM FINANCE	74,996,729.16			-74,996,729.16
42402	COMM	3133ENB33	FEDERAL FARM CR	Purchase	07/19/2022	FFCB NOTES	19,957,600.00			-19,957,600.00
42403	COMM	5148X1GL1	LANDES DISC NOTE	Purchase	07/19/2022	LANDES	124,994,548.60			-124,994,548.60
42404	COMM	63873KGL5	NATXNY DISC NOTE	Purchase	07/19/2022	Natixis NY Branch	49,997,847.22			-49,997,847.22
42396	COMM	16536JGK7	CHES DISC NOTE	Redemption	07/19/2022	CHESHAM FINANCE		50,000,000.00		50,000,000.00
42397	COMM	16536JGK7	CHES DISC NOTE	Redemption	07/19/2022	CHESHAM FINANCE		75,000,000.00		75,000,000.00
42398	COMM	5148X1GK3	LANDES DISC NOTE	Redemption	07/19/2022	LANDES		125,000,000.00		125,000,000.00
42399	COMM	63873KKG7	NATXNY DISC NOTE	Redemption	07/19/2022	Natixis NY Branch		50,000,000.00		50,000,000.00
<b>Totals for 07/19/2022</b>							<b>319,944,544.42</b>	<b>300,000,000.00</b>		<b>-19,944,544.42</b>
42405	COMM	16536JGM3	CHES DISC NOTE	Purchase	07/20/2022	CHESHAM FINANCE	49,997,819.44			-49,997,819.44
42406	COMM	16536JGM3	CHES DISC NOTE	Purchase	07/20/2022	CHESHAM FINANCE	74,996,729.16			-74,996,729.16
42407	COMM	5148X1GM9	LANDES DISC NOTE	Purchase	07/20/2022	LANDES	124,994,548.60			-124,994,548.60
42408	COMM	63873KGM3	NATXNY DISC NOTE	Purchase	07/20/2022	Natixis NY Branch	49,997,847.22			-49,997,847.22
42400	COMM	16536JGL5	CHES DISC NOTE	Redemption	07/20/2022	CHESHAM FINANCE		50,000,000.00		50,000,000.00
42401	COMM	16536JGL5	CHES DISC NOTE	Redemption	07/20/2022	CHESHAM FINANCE		75,000,000.00		75,000,000.00
42403	COMM	5148X1GL1	LANDES DISC NOTE	Redemption	07/20/2022	LANDES		125,000,000.00		125,000,000.00
42404	COMM	63873KGL5	NATXNY DISC NOTE	Redemption	07/20/2022	Natixis NY Branch		50,000,000.00		50,000,000.00
39612	COMM	92349GAA9	VERIZON OWNER	Interest	07/20/2022	VERIZON OWNER			8,434.72	8,434.72

**SANTA CLARA COUNTY INVESTMENTS**  
**Transaction Activity Report**  
**Sorted by Transaction Date - Transaction Date**

Investment #	Fund	CUSIP	Inv Descrip	TransactionType	TransactionDate	Issuer	New Principal	Principal Paydowns	Interest	Total Cash
39612	COMM	92349GAA9	VERIZON OWNER	Redemption	07/20/2022	VERIZON OWNER		1,495,085.73		1,495,085.73
39920	COMM	92348AAA3	VZOT 1.94% MAT	Interest	07/20/2022	VERIZON OWNER			13,091.40	13,091.40
39920	COMM	92348AAA3	VZOT 1.94% MAT	Redemption	07/20/2022	VERIZON OWNER		1,426,394.76		1,426,394.76
40512	COMM	36259PAD8	GMALT 0.8% MAT	Interest	07/20/2022	GM Fin'cl Auto Leasi			298.67	298.67
40512	COMM	36259PAD8	GMALT 0.8% MAT	Redemption	07/20/2022	GM Fin'cl Auto Leasi		178,856.36		178,856.36
40549	COMM	92290BAA9	VERIZON OWNER	Interest	07/20/2022	VERIZON OWNER			11,456.26	11,456.26
40549	COMM	92290BAA9	VERIZON OWNER	Redemption	07/20/2022	VERIZON OWNER		1,019,313.75		1,019,313.75
40623	COMM	362569AC9	GMALT 0.45% MAT	Interest	07/20/2022	GM Fin'cl Auto Leasi			1,479.97	1,479.97
40623	COMM	362569AC9	GMALT 0.45% MAT	Redemption	07/20/2022	GM Fin'cl Auto Leasi		984,519.67		984,519.67
40712	COMM	92348CAA9	VZOT 0.41% MAT	Interest	07/20/2022	VERIZON OWNER			7,004.17	7,004.17
40712	COMM	92348CAA9	VZOT 0.41% MAT	Redemption	07/20/2022	VERIZON OWNER		649,855.25		649,855.25
40801	COMM	92868VAC3	VWALT 0.39% MAT	Interest	07/20/2022	Volkswagen Auto			2,437.50	2,437.50
40801	COMM	92868VAC3	VWALT 0.39% MAT	Redemption	07/20/2022	Volkswagen Auto		838,505.50		838,505.50
40964	COMM	36261RAC2	GMALT 0.26% MAT	Interest	07/20/2022	GM Fin'cl Auto Leasi			1,723.68	1,723.68
40964	COMM	36261RAC2	GMALT 0.26% MAT	Redemption	07/20/2022	GM Fin'cl Auto Leasi		880,407.62		880,407.62
41089	COMM	89238EAC0	TLOT 0.39% MAT	Interest	07/20/2022	Toyota Lease Owner			4,225.00	4,225.00
41089	COMM	89238EAC0	TLOT 0.39% MAT	Redemption	07/20/2022	Toyota Lease Owner		594,657.86		594,657.86
41207	COMM	80286DAC2	SRT 0.51% MAT	Interest	07/20/2022	Santander Retail Aut			6,566.25	6,566.25
41207	COMM	80286DAC2	SRT 0.51% MAT	Redemption	07/20/2022	Santander Retail Aut		623,585.66		623,585.66
41391	COMM	80286CAC4	SRT 0.5% MAT	Interest	07/20/2022	Santander Retail Aut			3,125.00	3,125.00
41391	COMM	80286CAC4	SRT 0.5% MAT	Redemption	07/20/2022	Santander Retail Aut		237,986.13		237,986.13
41780	COMM	92348KAL7	VZMT 1.04% MAT	Interest	07/20/2022	VERIZON MASTER			18,200.01	18,200.01
41780	COMM	92348KAL7	VZMT 1.04% MAT	Redemption	07/20/2022	VERIZON MASTER		393,687.20		393,687.20
41867	COMM	89238LAC4	TLOT 1.96% MAT	Interest	07/20/2022	Toyota Lease Owner			31,033.33	31,033.33
41867	COMM	89238LAC4	TLOT 1.96% MAT	Redemption	07/20/2022	Toyota Lease Owner		594,181.38		594,181.38
42119	COMM	23292GAC7	DLLST 3.4% MAT	Interest	07/20/2022	DLLST			32,583.33	32,583.33
42119	COMM	23292GAC7	DLLST 3.4% MAT	Redemption	07/20/2022	DLLST		349,380.54		349,380.54
42152	COMM	36266FAC3	GMALT 3.42% MAT	Interest	07/20/2022	GM Fin'cl Auto Leasi			45,600.00	45,600.00
42152	COMM	36266FAC3	GMALT 3.42% MAT	Redemption	07/20/2022	GM Fin'cl Auto Leasi		427,824.09		427,824.09
42214	COMM	92348KAP8	VZMT 3.01% MAT	Interest	07/20/2022	VERIZON MASTER			84,029.16	84,029.16
42214	COMM	92348KAP8	VZMT 3.01% MAT	Redemption	07/20/2022	VERIZON MASTER		538,523.82		538,523.82
<b>Totals for 07/20/2022</b>							<b>299,986,944.42</b>	<b>311,232,765.32</b>	<b>271,288.45</b>	<b>11,517,109.35</b>
42413	COMM	SYS42413	BCREPO 1.45% MAT	Purchase	07/21/2022	BARCLAYS CAPITAL	200,000,000.00			-200,000,000.00
42409	COMM	16536JGN1	CHES DISC NOTE	Purchase	07/21/2022	CHESHAM FINANCE	49,997,819.44			-49,997,819.44
42410	COMM	16536JGN1	CHES DISC NOTE	Purchase	07/21/2022	CHESHAM FINANCE	74,996,729.16			-74,996,729.16
42411	COMM	5148X1GN7	LANDES DISC NOTE	Purchase	07/21/2022	LANDES	124,994,548.60			-124,994,548.60
42412	COMM	63873KGN1	NATXNY DISC NOTE	Purchase	07/21/2022	Natixis NY Branch	49,997,847.22			-49,997,847.22
42395	COMM	SYS42395	BCREPO 1.45% MAT	Redemption	07/21/2022	BARCLAYS CAPITAL		200,000,000.00		200,000,000.00
42405	COMM	16536JGM3	CHES DISC NOTE	Redemption	07/21/2022	CHESHAM FINANCE		50,000,000.00		50,000,000.00
42406	COMM	16536JGM3	CHES DISC NOTE	Redemption	07/21/2022	CHESHAM FINANCE		75,000,000.00		75,000,000.00

**SANTA CLARA COUNTY INVESTMENTS**  
**Transaction Activity Report**  
**Sorted by Transaction Date - Transaction Date**

Investment #	Fund	CUSIP	Inv Descrip	TransactionType	TransactionDate	Issuer	New Principal	Principal Paydowns	Interest	Total Cash
42407	COMM	5148X1GM9	LANDES DISC NOTE	Redemption	07/21/2022	LANDES		125,000,000.00		125,000,000.00
42408	COMM	63873KGM3	NATXNY DISC NOTE	Redemption	07/21/2022	Natixis NY Branch		50,000,000.00		50,000,000.00
40268	COMM	90331HPL1	USB 2.05% MAT	Interest	07/21/2022	U S BANK			205,000.00	205,000.00
40862	COMM	3133EMLK6	FFCB FLOAT MAT	Interest	07/21/2022	FFCB NOTES			77,750.00	77,750.00
42395	COMM	SYS42395	BCREPO 1.45% MAT	Interest	07/21/2022	BARCLAYS CAPITAL			48,333.35	48,333.35
39582	COMM	43815MAC0	HAROT 2.52% MAT	Interest	07/21/2022	HONDA AUTO			3,365.81	3,365.81
39582	COMM	43815MAC0	HAROT 2.52% MAT	Redemption	07/21/2022	HONDA AUTO		639,473.80		639,473.80
40346	COMM	43813RAC1	HAROT 1.61% MAT	Interest	07/21/2022	HONDA AUTO			11,335.35	11,335.35
40346	COMM	43813RAC1	HAROT 1.61% MAT	Redemption	07/21/2022	HONDA AUTO		850,087.56		850,087.56
40965	COMM	43813GAC5	HAROT 0.27% MAT	Interest	07/21/2022	HONDA AUTO			2,643.75	2,643.75
40965	COMM	43813GAC5	HAROT 0.27% MAT	Redemption	07/21/2022	HONDA AUTO		377,130.96		377,130.96
41554	COMM	43815GAC3	HAROT 0.88% MAT	Interest	07/21/2022	HONDA AUTO			10,266.66	10,266.66
41554	COMM	43815GAC3	HAROT 0.88% MAT	Redemption	07/21/2022	HONDA AUTO		338,897.29		338,897.29
41717	COMM	43815MAD8	HAROT 2.54% MAT	Interest	07/21/2022	HONDA AUTO			7,450.67	7,450.67
41717	COMM	43815MAD8	HAROT 2.54% MAT	Redemption	07/21/2022	HONDA AUTO		122,593.87		122,593.87
<b>Totals for 07/21/2022</b>							<b>499,986,944.42</b>	<b>502,328,183.48</b>	<b>366,145.59</b>	<b>2,707,384.65</b>
42418	COMM	SYS42418	BCREPO 1.45% MAT	Purchase	07/22/2022	BARCLAYS CAPITAL	200,000,000.00			-200,000,000.00
42414	COMM	16536JGR2	CHES DISC NOTE	Purchase	07/22/2022	CHESHAM FINANCE	49,993,458.33			-49,993,458.33
42415	COMM	16536JGR2	CHES DISC NOTE	Purchase	07/22/2022	CHESHAM FINANCE	74,990,187.50			-74,990,187.50
42416	COMM	5148X1GR8	LANDES DISC NOTE	Purchase	07/22/2022	LANDES	124,983,645.83			-124,983,645.83
42417	COMM	63873KGR2	NATXNY DISC NOTE	Purchase	07/22/2022	Natixis NY Branch	49,993,541.67			-49,993,541.67
42018	COMM	67983UGN7	OLDLLC DISC NOTE	Redemption	07/22/2022	OLD LINE FUNDING		50,000,000.00		50,000,000.00
42409	COMM	16536JGN1	CHES DISC NOTE	Redemption	07/22/2022	CHESHAM FINANCE		50,000,000.00		50,000,000.00
42410	COMM	16536JGN1	CHES DISC NOTE	Redemption	07/22/2022	CHESHAM FINANCE		75,000,000.00		75,000,000.00
42411	COMM	5148X1GN7	LANDES DISC NOTE	Redemption	07/22/2022	LANDES		125,000,000.00		125,000,000.00
42412	COMM	63873KGN1	NATXNY DISC NOTE	Redemption	07/22/2022	Natixis NY Branch		50,000,000.00		50,000,000.00
42413	COMM	SYS42413	BCREPO 1.45% MAT	Redemption	07/22/2022	BARCLAYS CAPITAL		200,000,000.00		200,000,000.00
40534	COMM	3136G4A45	FEDERAL NATL MTG	Interest	07/22/2022	FNMA NOTES			71,000.00	71,000.00
42413	COMM	SYS42413	BCREPO 1.45% MAT	Interest	07/22/2022	BARCLAYS CAPITAL			8,055.56	8,055.56
<b>Totals for 07/22/2022</b>							<b>499,960,833.33</b>	<b>550,000,000.00</b>	<b>79,055.56</b>	<b>50,118,222.23</b>
42423	COMM	SYS42423	BCREPO 1.45% MAT	Purchase	07/25/2022	BARCLAYS CAPITAL	200,000,000.00			-200,000,000.00
42419	COMM	16536JGS0	CHES DISC NOTE	Purchase	07/25/2022	CHESHAM FINANCE	49,997,819.44			-49,997,819.44
42420	COMM	16536JGS0	CHES DISC NOTE	Purchase	07/25/2022	CHESHAM FINANCE	74,996,729.16			-74,996,729.16
42421	COMM	5148X1GS6	LANDES DISC NOTE	Purchase	07/25/2022	LANDES	124,994,548.60			-124,994,548.60
42422	COMM	63873KGS0	NATXNY DISC NOTE	Purchase	07/25/2022	Natixis NY Branch	49,997,847.22			-49,997,847.22
40559	COMM	3133EL4V3	FFCB 0.165% MAT	Redemption	07/25/2022	FFCB NOTES		75,000,000.00		75,000,000.00
42414	COMM	16536JGR2	CHES DISC NOTE	Redemption	07/25/2022	CHESHAM FINANCE		50,000,000.00		50,000,000.00
42415	COMM	16536JGR2	CHES DISC NOTE	Redemption	07/25/2022	CHESHAM FINANCE		75,000,000.00		75,000,000.00
42416	COMM	5148X1GR8	LANDES DISC NOTE	Redemption	07/25/2022	LANDES		125,000,000.00		125,000,000.00



**SANTA CLARA COUNTY INVESTMENTS**  
**Transaction Activity Report**  
 Sorted by Transaction Date - Transaction Date

Investment #	Fund	CUSIP	Inv Descrip	TransactionType	TransactionDate	Issuer	New Principal	Principal Paydowns	Interest	Total Cash
42417	COMM	63873KGR2	NATXNY DISC NOTE	Redemption	07/25/2022	Natixis NY Branch		50,000,000.00		50,000,000.00
42418	COMM	SYS42418	BCREPO 1.45% MAT	Redemption	07/25/2022	BARCLAYS CAPITAL		200,000,000.00		200,000,000.00
40535	COMM	3133EJVC0	FEDERAL FARM CR	Interest	07/25/2022	FFCB NOTES			221,250.00	221,250.00
40559	COMM	3133EL4V3	FFCB 0.165% MAT	Interest	07/25/2022	FFCB NOTES			209,635.42	209,635.42
40671	COMM	31422B2B5	FAMCA FRN MAT	Interest	07/25/2022	FARMER MAC			98,476.39	98,476.39
42418	COMM	SYS42418	BCREPO 1.45% MAT	Interest	07/25/2022	BARCLAYS CAPITAL			24,166.66	24,166.66
38387	COMM	3137AYCE9		Interest	07/25/2022	FHLMC Multi-Family			41,546.66	41,546.66
38387	COMM	3137AYCE9		Redemption	07/25/2022	FHLMC Multi-Family	2,306,935.20			2,306,935.20
38391	COMM	3137AYCE9		Interest	07/25/2022	FHLMC Multi-Family			15,580.00	15,580.00
38391	COMM	3137AYCE9		Redemption	07/25/2022	FHLMC Multi-Family	865,100.70			865,100.70
38465	COMM	3137AWQH1	FHLMCM 2.307%	Interest	07/25/2022	FHLMC Multi-Family			8,231.14	8,231.14
38465	COMM	3137AWQH1	FHLMCM 2.307%	Redemption	07/25/2022	FHLMC Multi-Family	3,485,232.40			3,485,232.40
38643	COMM	3137B36J2	FHLMCM 3.32% MAT	Interest	07/25/2022	FHLMC Multi-Family			52,816.30	52,816.30
38643	COMM	3137B36J2	FHLMCM 3.32% MAT	Redemption	07/25/2022	FHLMC Multi-Family	51,111.80			51,111.80
38666	COMM	3137AYCE9		Interest	07/25/2022	FHLMC Multi-Family			24,398.28	24,398.28
38666	COMM	3137AYCE9		Redemption	07/25/2022	FHLMC Multi-Family	1,354,747.69			1,354,747.69
38744	COMM	3137AYCE9		Interest	07/25/2022	FHLMC Multi-Family			41,546.66	41,546.66
38744	COMM	3137AYCE9		Redemption	07/25/2022	FHLMC Multi-Family	2,306,935.20			2,306,935.20
38854	COMM	3137B4WB8	FHLMCM 3.06% MAT	Interest	07/25/2022	FHLMC Multi-Family			12,176.25	12,176.25
38854	COMM	3137B4WB8	FHLMCM 3.06% MAT	Redemption	07/25/2022	FHLMC Multi-Family	357,782.96			357,782.96
38864	COMM	3137B5JM6	FHLMCM 3.531%	Interest	07/25/2022	FHLMC Multi-Family			29,425.00	29,425.00
38864	COMM	3137B5JM6	FHLMCM 3.531%	Redemption	07/25/2022	FHLMC Multi-Family	758,726.36			758,726.36
38945	COMM	3137B3NA2	FHLMC REMIC	Interest	07/25/2022	FHLMC Multi-Family			27,954.06	27,954.06
38945	COMM	3137B3NA2	FHLMC REMIC	Redemption	07/25/2022	FHLMC Multi-Family	28,480.24			28,480.24
39026	COMM	3137B5KW2	FHLMCM 3.458%	Interest	07/25/2022	FHLMC Multi-Family			28,773.76	28,773.76
39026	COMM	3137B5KW2	FHLMCM 3.458%	Redemption	07/25/2022	FHLMC Multi-Family	23,366.00			23,366.00
39295	COMM	3137B04Y7	FHLMCM 2.615%	Interest	07/25/2022	FHLMC Multi-Family			58,837.51	58,837.51
39295	COMM	3137B04Y7	FHLMCM 2.615%	Redemption	07/25/2022	FHLMC Multi-Family	3,439,522.54			3,439,522.54
39318	WK	3138LGKH8	FNMAM 2.47% MAT	Interest	07/25/2022	FNMA Multi-Family			6,175.00	6,175.00
39318	WK	3138LGKH8	FNMAM 2.47% MAT	Redemption	07/25/2022	FNMA Multi-Family	166,971.37			166,971.37
39319	COMM	3138LGKH8	FNMAM 2.47% MAT	Interest	07/25/2022	FNMA Multi-Family			51,458.33	51,458.33
39319	COMM	3138LGKH8	FNMAM 2.47% MAT	Redemption	07/25/2022	FNMA Multi-Family	1,391,428.08			1,391,428.08
39457	COMM	3138EKX67	FNMAM 2.537% MAT	Interest	07/25/2022	FNMA Multi-Family			5,615.15	5,615.15
39457	COMM	3138EKX67	FNMAM 2.537% MAT	Redemption	07/25/2022	FNMA Multi-Family	7,640.97			7,640.97
39587	COMM	3138LEYD7	FNMAM 1.97% MAT	Interest	07/25/2022	FNMA Multi-Family			29,144.55	29,144.55
39587	COMM	3138LEYD7	FNMAM 1.97% MAT	Redemption	07/25/2022	FNMA Multi-Family	34,854.59			34,854.59
39632	COMM	3138L2BU0	FNMAM 2.31% MAT	Interest	07/25/2022	FNMA Multi-Family			12,251.29	12,251.29
39632	COMM	3138L2BU0	FNMAM 2.31% MAT	Redemption	07/25/2022	FNMA Multi-Family	14,824.35			14,824.35
39654	COMM	3137BP4J5	FNMAM 2.446% MAT	Interest	07/25/2022	FHLMC Multi-Family			28,235.10	28,235.10
39654	COMM	3137BP4J5	FNMAM 2.446% MAT	Redemption	07/25/2022	FHLMC Multi-Family	291,299.84			291,299.84

**SANTA CLARA COUNTY INVESTMENTS**  
**Transaction Activity Report**  
**Sorted by Transaction Date - Transaction Date**

Investment #	Fund	CUSIP	Inv Descrip	TransactionType	TransactionDate	Issuer	New Principal	Principal Paydowns	Interest	Total Cash
39734	COMM	3138LOU90	FNMAM 2.59% MAT	Interest	07/25/2022	FNMA Multi-Family			10,791.67	10,791.67
39734	COMM	3138LOU90	FNMAM 2.59% MAT	Redemption	07/25/2022	FNMA Multi-Family		1,709,115.52		1,709,115.52
39861	COMM	05588CAC6	BMWOT 1.92% MAT	Interest	07/25/2022	BMW VEHICLE			4,272.46	4,272.46
39861	COMM	05588CAC6	BMWOT 1.92% MAT	Redemption	07/25/2022	BMW VEHICLE		622,588.60		622,588.60
40056	COMM	3136A9MN5	FNMAM 2.301% MAT	Interest	07/25/2022	FNMA Multi-Family			2,458.62	2,458.62
40056	COMM	3136A9MN5	FNMAM 2.301% MAT	Redemption	07/25/2022	FNMA Multi-Family		439,151.00		439,151.00
40385	COMM	3137BUWM6	FHLMCM 2.932%	Interest	07/25/2022	FHLMC Multi-Family			11,620.89	11,620.89
40385	COMM	3137BUWM6	FHLMCM 2.932%	Redemption	07/25/2022	FHLMC Multi-Family		237,748.33		237,748.33
40390	COMM	3137BHCV1	FHLMCM 2.811%	Interest	07/25/2022	FHLMC Multi-Family			20,783.29	20,783.29
40390	COMM	3137BHCV1	FHLMCM 2.811%	Redemption	07/25/2022	FHLMC Multi-Family		15,883.31		15,883.31
40511	COMM	3136AXVB8	FNMAM 2.646% MAT	Interest	07/25/2022	FNMA Multi-Family			33,387.85	33,387.85
40511	COMM	3136AXVB8	FNMAM 2.646% MAT	Redemption	07/25/2022	FNMA Multi-Family		13,077.09		13,077.09
40525	WK	3136AEX69	FNMAM 2.389% MAT	Interest	07/25/2022	FNMA Multi-Family			470.28	470.28
40525	WK	3136AEX69	FNMAM 2.389% MAT	Redemption	07/25/2022	FNMA Multi-Family		83,758.66		83,758.66
40526	COMM	3137BSP64	FHLMCM 2.34% MAT	Interest	07/25/2022	FHLMC Multi-Family			27,062.52	27,062.52
40526	COMM	3137BSP64	FHLMCM 2.34% MAT	Redemption	07/25/2022	FHLMC Multi-Family		215,467.80		215,467.80
40530	COMM	09661RAD3	BMWOT 0.48% MAT	Interest	07/25/2022	BMW VEHICLE			1,868.73	1,868.73
40530	COMM	09661RAD3	BMWOT 0.48% MAT	Redemption	07/25/2022	BMW VEHICLE		443,887.11		443,887.11
40539	COMM	3137BKGH7	FHLMCM 2.712%	Interest	07/25/2022	FHLMC Multi-Family			7,687.87	7,687.87
40539	COMM	3137BKGH7	FHLMCM 2.712%	Redemption	07/25/2022	FHLMC Multi-Family		124,485.77		124,485.77
40540	COMM	3137FUZN7	FHLMCM 0.526%	Interest	07/25/2022	FHLMC Multi-Family			956.73	956.73
40540	COMM	3137FUZN7	FHLMCM 0.526%	Redemption	07/25/2022	FHLMC Multi-Family		10,459.52		10,459.52
40541	COMM	3138L7CU8	FNMAM 2.95% MAT	Interest	07/25/2022	FNMA Multi-Family			46,903.96	46,903.96
40541	COMM	3138L7CU8	FNMAM 2.95% MAT	Redemption	07/25/2022	FNMA Multi-Family		41,466.03		41,466.03
40630	COMM	3138LJWY2	FHLMCM 2.8% MAT	Interest	07/25/2022	FHLMC Multi-Family			30,125.25	30,125.25
40630	COMM	3138LJWY2	FHLMCM 2.8% MAT	Redemption	07/25/2022	FHLMC Multi-Family		24,381.43		24,381.43
40638	COMM	3137BYLE8	FHLMCM 2.7% MAT	Interest	07/25/2022	FHLMC Multi-Family			14,962.50	14,962.50
40638	COMM	3137BYLE8	FHLMCM 2.7% MAT	Redemption	07/25/2022	FHLMC Multi-Family		204,901.27		204,901.27
40743	COMM	3136AY6S7	FNMAM FRN MAT	Interest	07/25/2022	FNMA Multi-Family			38,274.83	38,274.83
40743	COMM	3136AY6S7	FNMAM FRN MAT	Redemption	07/25/2022	FNMA Multi-Family		2,093,346.50		2,093,346.50
40784	COMM	3137F72W4	FHLMCM 0.39025%	Interest	07/25/2022	FHLMC Multi-Family			5,663.72	5,663.72
40784	COMM	3137F72W4	FHLMCM 0.39025%	Redemption	07/25/2022	FHLMC Multi-Family		5,603.04		5,603.04
40812	COMM	3132XFFH6	FHLMCM 0.77% MAT	Interest	07/25/2022	FHLMC Multi-Family			28,875.00	28,875.00
40812	COMM	3132XFFH6	FHLMCM 0.77% MAT	Redemption	07/25/2022	FHLMC Multi-Family		1,261,645.74		1,261,645.74
40905	COMM	3138LEC33	FNMAM 2.38% MAT	Interest	07/25/2022	FNMA Multi-Family			19,521.96	19,521.96
40905	COMM	3138LEC33	FNMAM 2.38% MAT	Redemption	07/25/2022	FNMA Multi-Family		15,053.80		15,053.80
40976	COMM	3137FATE8	FHLMCM 2.982%	Interest	07/25/2022	FHLMC Multi-Family			74,550.00	74,550.00
40976	COMM	3137FATE8	FHLMCM 2.982%	Redemption	07/25/2022	FHLMC Multi-Family		1,322,868.14		1,322,868.14
40983	COMM	3137FF3W5	FHLMCM 0.602%	Interest	07/25/2022	FHLMC Multi-Family			2,063.63	2,063.63
40983	COMM	3137FF3W5	FHLMCM 0.602%	Redemption	07/25/2022	FHLMC Multi-Family		13,103.64		13,103.64

**SANTA CLARA COUNTY INVESTMENTS**  
**Transaction Activity Report**  
**Sorted by Transaction Date - Transaction Date**

Investment #	Fund	CUSIP	Inv Descrip	TransactionType	TransactionDate	Issuer	New Principal	Principal Paydowns	Interest	Total Cash
40990	COMM	05591RAC8	BMWLT 0.29% MAT	Interest	07/25/2022	BMW VEHICLE			2,920.75	2,920.75
40990	COMM	05591RAC8	BMWLT 0.29% MAT	Redemption	07/25/2022	BMW VEHICLE		1,353,874.19		1,353,874.19
41026	COMM	3137BVYN0	FHLMCM 3.035%	Interest	07/25/2022	FHLMC Multi-Family			24,187.92	24,187.92
41026	COMM	3137BVYN0	FHLMCM 3.035%	Redemption	07/25/2022	FHLMC Multi-Family		864,614.74		864,614.74
41131	COMM	3137BYLE8	FHLMCM 2.7% MAT	Interest	07/25/2022	FHLMC Multi-Family			11,250.00	11,250.00
41131	COMM	3137BYLE8	FHLMCM 2.7% MAT	Redemption	07/25/2022	FHLMC Multi-Family		153,181.24		153,181.24
41133	COMM	3137FYZG4	FHLMCM 0.861%	Interest	07/25/2022	FHLMC Multi-Family			5,014.96	5,014.96
41133	COMM	3137FYZG4	FHLMCM 0.861%	Redemption	07/25/2022	FHLMC Multi-Family		839.65		839.65
41164	COMM	3137FPJ55	FHLMCM 2.606%	Interest	07/25/2022	FHLMC Multi-Family			44,910.07	44,910.07
41164	COMM	3137FPJ55	FHLMCM 2.606%	Redemption	07/25/2022	FHLMC Multi-Family		448,876.63		448,876.63
41192	COMM	3137FBAB2	FHLMCM 3.038%	Interest	07/25/2022	FHLMC Multi-Family			25,316.67	25,316.67
41192	COMM	3137FBAB2	FHLMCM 3.038%	Redemption	07/25/2022	FHLMC Multi-Family		213,807.30		213,807.30
41200	COMM	3140HWXG2	FNAMAM 2.47% MAT	Interest	07/25/2022	FNMA Multi-Family			9,836.72	9,836.72
41200	COMM	3140HWXG2	FNAMAM 2.47% MAT	Redemption	07/25/2022	FNMA Multi-Family		7,985.00		7,985.00
41222	COMM	3137H14A1	FHLMCM 0.854%	Interest	07/25/2022	FHLMC Multi-Family			13,740.09	13,740.09
41222	COMM	3137H14A1	FHLMCM 0.854%	Redemption	07/25/2022	FHLMC Multi-Family		31,985.55		31,985.55
41228	COMM	3136AUG21	FNAMAM 2.49552%	Interest	07/25/2022	FNMA Multi-Family			41,210.12	41,210.12
41228	COMM	3136AUG21	FNAMAM 2.49552%	Redemption	07/25/2022	FNMA Multi-Family		27,679.25		27,679.25
41319	COMM	3132XFD47	FHLMCM 2.1% MAT	Interest	07/25/2022	FHLMC Multi-Family			26,250.00	26,250.00
41319	COMM	3132XFD47	FHLMCM 2.1% MAT	Redemption	07/25/2022	FHLMC Multi-Family		359,604.96		359,604.96
41368	COMM	09690AAD5	BMWLT 0.43% MAT	Interest	07/25/2022	BMW VEHICLE			9,316.66	9,316.66
41368	COMM	09690AAD5	BMWLT 0.43% MAT	Redemption	07/25/2022	BMW VEHICLE		850,340.53		850,340.53
41491	COMM	3138LNKZ3	FNAMAM 3.44% MAT	Interest	07/25/2022	FNMA Multi-Family			7,503.66	7,503.66
41491	COMM	3138LNKZ3	FNAMAM 3.44% MAT	Redemption	07/25/2022	FNMA Multi-Family		3,751.14		3,751.14
41524	COMM	3133LJAN1	FHLM 1.5% MAT	Interest	07/25/2022	FHLMC Single Family			18,177.54	18,177.54
41524	COMM	3133LJAN1	FHLM 1.5% MAT	Redemption	07/25/2022	FHLMC Single Family		235,348.35		235,348.35
41525	COMM	3140QMQJ6	FNMAP 1.5% MAT	Interest	07/25/2022	FNMA Single Family			16,940.71	16,940.71
41525	COMM	3140QMQJ6	FNMAP 1.5% MAT	Redemption	07/25/2022	FNMA Single Family		438,363.00		438,363.00
41526	COMM	3140XDHF6	FNMAP 1.5% MAT	Interest	07/25/2022	FNMA Single Family			29,725.78	29,725.78
41526	COMM	3140XDHF6	FNMAP 1.5% MAT	Redemption	07/25/2022	FNMA Single Family		269,284.73		269,284.73
41675	COMM	3133LPUA3	FHLMC 1.5% MAT	Interest	07/25/2022	FHLMC Single Family			25,760.31	25,760.31
41675	COMM	3133LPUA3	FHLMC 1.5% MAT	Redemption	07/25/2022	FHLMC Single Family		274,638.76		274,638.76
41676	COMM	31418EAD2	FNMAP 1.5% MAT	Interest	07/25/2022	FNMA Single Family			23,024.95	23,024.95
41676	COMM	31418EAD2	FNMAP 1.5% MAT	Redemption	07/25/2022	FNMA Single Family		266,240.60		266,240.60
41765	COMM	05601XAC3	BMW VEHICLE	Interest	07/25/2022	BMW VEHICLE			14,895.84	14,895.84
41765	COMM	05601XAC3	BMW VEHICLE	Redemption	07/25/2022	BMW VEHICLE		501,016.75		501,016.75
41791	COMM	3137FQ3Y7	FHLMCM 2.19% MAT	Interest	07/25/2022	FHLMC Multi-Family			35,638.32	35,638.32
41791	COMM	3137FQ3Y7	FHLMCM 2.19% MAT	Redemption	07/25/2022	FHLMC Multi-Family		53,386.16		53,386.16
41803	COMM	3137BEVH4	FHLMC REMIC	Interest	07/25/2022	FHLMC Multi-Family			34,705.70	34,705.70
41803	COMM	3137BEVH4	FHLMC REMIC	Redemption	07/25/2022	FHLMC Multi-Family		527,424.17		527,424.17

**SANTA CLARA COUNTY INVESTMENTS**  
**Transaction Activity Report**  
 Sorted by Transaction Date - Transaction Date

Investment #	Fund	CUSIP	Inv Descrip	TransactionType	TransactionDate	Issuer	New Principal	Principal Paydowns	Interest	Total Cash
41854	COMM	3138LDLP6	FNMAM 2.75% MAT	Interest	07/25/2022	FNMA Multi-Family			24,695.32	24,695.32
41854	COMM	3138LDLP6	FNMAM 2.75% MAT	Redemption	07/25/2022	FNMA Multi-Family		16,887.86		16,887.86
41892	COMM	3137H6LT0	FHLMCM 1.946%	Interest	07/25/2022	FHLMC Multi-Family			51,681.28	51,681.28
41892	COMM	3137H6LT0	FHLMCM 1.946%	Redemption	07/25/2022	FHLMC Multi-Family		48,069.44		48,069.44
42039	COMM	3138LCT54	FNMAM 3.1% MAT	Interest	07/25/2022	FNMA Multi-Family			90,416.67	90,416.67
42039	COMM	3138LCT54	FNMAM 3.1% MAT	Redemption	07/25/2022	FNMA Multi-Family		951,998.91		951,998.91
42046	COMM	3137H73W1	FHLMCM 2.75% MAT	Interest	07/25/2022	FHLMC Multi-Family			50,304.61	50,304.61
42046	COMM	3137H73W1	FHLMCM 2.75% MAT	Redemption	07/25/2022	FHLMC Multi-Family		25,881.90		25,881.90
42093	COMM	3137F1G44	FHLMCM 3.243%	Interest	07/25/2022	FHLMC Multi-Family			94,587.50	94,587.50
42093	COMM	3137F1G44	FHLMCM 3.243%	Redemption	07/25/2022	FHLMC Multi-Family		731,883.05		731,883.05
42099	COMM	3137BXQY1	FHLMCM 3.224%	Interest	07/25/2022	FHLMC Multi-Family			107,466.68	107,466.68
42099	COMM	3137BXQY1	FHLMCM 3.224%	Redemption	07/25/2022	FHLMC Multi-Family		846,984.06		846,984.06
42110	COMM	3137F2LJ3	FHLMCM 3.117%	Interest	07/25/2022	FHLMC Multi-Family			90,912.50	90,912.50
42110	COMM	3137F2LJ3	FHLMCM 3.117%	Redemption	07/25/2022	FHLMC Multi-Family		706,872.47		706,872.47
42111	COMM	3138LDYK3	FNMA 2.55% MAT	Interest	07/25/2022	FNMA NOTES			84,417.40	84,417.40
42111	COMM	3138LDYK3	FNMA 2.55% MAT	Redemption	07/25/2022	FNMA NOTES		84,716.10		84,716.10
42112	COMM	3138LFUJ5	FNMAM 2.47% MAT	Interest	07/25/2022	FNMA Multi-Family			41,166.67	41,166.67
42112	COMM	3138LFUJ5	FNMAM 2.47% MAT	Redemption	07/25/2022	FNMA Multi-Family		453,988.58		453,988.58
42115	WK	3137F2LJ3	FHLMCM 3.117%	Interest	07/25/2022	FHLMC Multi-Family			2,597.50	2,597.50
42115	WK	3137F2LJ3	FHLMCM 3.117%	Redemption	07/25/2022	FHLMC Multi-Family		20,178.99		20,178.99
42120	COMM	3136AK2F9	FNMAM 3.39768%	Interest	07/25/2022	FNMA Multi-Family			109,083.50	109,083.50
42120	COMM	3136AK2F9	FNMAM 3.39768%	Redemption	07/25/2022	FNMA Multi-Family		68,951.41		68,951.41
42133	COMM	3138LD5W9	FNMAM 2.625% MAT	Interest	07/25/2022	FNMA Multi-Family			32,812.50	32,812.50
42133	COMM	3138LD5W9	FNMAM 2.625% MAT	Redemption	07/25/2022	FNMA Multi-Family		363,498.20		363,498.20
42137	COMM	3138LD5W9	FNMAM 2.625% MAT	Interest	07/25/2022	FNMA Multi-Family			32,812.50	32,812.50
42137	COMM	3138LD5W9	FNMAM 2.625% MAT	Redemption	07/25/2022	FNMA Multi-Family		362,974.60		362,974.60
42150	COMM	3137F1G44	FHLMCM 3.243%	Interest	07/25/2022	FHLMC Multi-Family			54,050.00	54,050.00
42150	COMM	3137F1G44	FHLMCM 3.243%	Redemption	07/25/2022	FHLMC Multi-Family		413,476.15		413,476.15
42151	COMM	3138LEC82	FNMAM 2.57% MAT	Interest	07/25/2022	FNMA Multi-Family			42,833.33	42,833.33
42151	COMM	3138LEC82	FNMAM 2.57% MAT	Redemption	07/25/2022	FNMA Multi-Family		476,443.00		476,443.00
42183	COMM	05602RAD3	BMWOT 3.21% MAT	Interest	07/25/2022	BMW VEHICLE			37,450.00	37,450.00
42183	COMM	05602RAD3	BMWOT 3.21% MAT	Redemption	07/25/2022	BMW VEHICLE		266,639.92		266,639.92
42187	COMM	3137F4CY6	FHLMCM 2.92% MAT	Interest	07/25/2022	FHLMC Multi-Family			60,685.70	60,685.70
42187	COMM	3137F4CY6	FHLMCM 2.92% MAT	Redemption	07/25/2022	FHLMC Multi-Family		10,445.25		10,445.25
42188	COMM	3140HV6S8	FNMAM 2.19% MAT	Interest	07/25/2022	FNMA Multi-Family			54,750.00	54,750.00
42188	COMM	3140HV6S8	FNMAM 2.19% MAT	Redemption	07/25/2022	FNMA Multi-Family		667,161.29		667,161.29
42205	COMM	3137FMD25	FHLMCM 2.875%	Interest	07/25/2022	FHLMC Multi-Family			47,772.91	47,772.91
42205	COMM	3137FMD25	FHLMCM 2.875%	Redemption	07/25/2022	FHLMC Multi-Family		497,891.78		497,891.78
42233	WK	3137BRQK4	FHLMCM 2.624%	Interest	07/25/2022	FHLMC Multi-Family			4,373.33	4,373.33
42233	WK	3137BRQK4	FHLMCM 2.624%	Redemption	07/25/2022	FHLMC Multi-Family		46,396.25		46,396.25

**SANTA CLARA COUNTY INVESTMENTS**  
**Transaction Activity Report**  
 Sorted by Transaction Date - Transaction Date

Investment #	Fund	CUSIP	Inv Descrip	TransactionType	TransactionDate	Issuer	New Principal	Principal Paydowns	Interest	Total Cash
42234	COMM	3138LD5W9	FNMAM 2.625% MAT Interest		07/25/2022	FNMA Multi-Family			17,500.00	17,500.00
42234	COMM	3138LD5W9	FNMAM 2.625% MAT Redemption		07/25/2022	FNMA Multi-Family		195,618.81		195,618.81
<b>Totals for 07/25/2022</b>							<b>499,986,944.42</b>	<b>614,922,153.31</b>	<b>2,962,691.94</b>	<b>117,897,900.83</b>
42428	COMM	SYS42428	BCREPO 1.45% MAT Purchase		07/26/2022	BARCLAYS CAPITAL	200,000,000.00			-200,000,000.00
42424	COMM	16536JGT8	CHES DISC NOTE Purchase		07/26/2022	CHESHAM FINANCE	49,997,819.44			-49,997,819.44
42425	COMM	16536JGT8	CHES DISC NOTE Purchase		07/26/2022	CHESHAM FINANCE	74,996,729.16			-74,996,729.16
42426	COMM	5148X1GT4	LANDES DISC NOTE Purchase		07/26/2022	LANDES	124,994,687.50			-124,994,687.50
42427	COMM	63873KGT8	NATXNY DISC NOTE Purchase		07/26/2022	Natixis NY Branch	49,997,847.22			-49,997,847.22
42001	COMM	82124MGS3	SHEF DISC NOTE Redemption		07/26/2022	SHEFFIELD		50,000,000.00		50,000,000.00
42419	COMM	16536JGS0	CHES DISC NOTE Redemption		07/26/2022	CHESHAM FINANCE		50,000,000.00		50,000,000.00
42420	COMM	16536JGS0	CHES DISC NOTE Redemption		07/26/2022	CHESHAM FINANCE		75,000,000.00		75,000,000.00
42421	COMM	5148X1GS6	LANDES DISC NOTE Redemption		07/26/2022	LANDES		125,000,000.00		125,000,000.00
42422	COMM	63873KGS0	NATXNY DISC NOTE Redemption		07/26/2022	Natixis NY Branch		50,000,000.00		50,000,000.00
42423	COMM	SYS42423	BCREPO 1.45% MAT Redemption		07/26/2022	BARCLAYS CAPITAL		200,000,000.00		200,000,000.00
40873	COMM	3135GAAJ0	FEDERAL NATL MTGInterest		07/26/2022	FNMA NOTES			72,000.00	72,000.00
40874	COMM	3135GAAJ0	FEDERAL NATL MTGInterest		07/26/2022	FNMA NOTES			36,000.00	36,000.00
42423	COMM	SYS42423	BCREPO 1.45% MAT Interest		07/26/2022	BARCLAYS CAPITAL			8,055.55	8,055.55
<b>Totals for 07/26/2022</b>							<b>499,987,083.32</b>	<b>550,000,000.00</b>	<b>116,055.55</b>	<b>50,128,972.23</b>
42432	COMM	SYS42432	BCREPO 1.45% MAT Purchase		07/27/2022	BARCLAYS CAPITAL	200,000,000.00			-200,000,000.00
42429	COMM	16536JGU5	CHES DISC NOTE Purchase		07/27/2022	CHESHAM FINANCE	49,997,819.44			-49,997,819.44
42430	COMM	16536JGU5	CHES DISC NOTE Purchase		07/27/2022	CHESHAM FINANCE	74,996,729.16			-74,996,729.16
42431	COMM	63873KGU5	NATXNY DISC NOTE Purchase		07/27/2022	Natixis NY Branch	49,997,847.22			-49,997,847.22
42067	COMM	10924JGT1	BHFSTF DISC NOTE Redemption		07/27/2022	Brighthouse Financia		50,000,000.00		50,000,000.00
42424	COMM	16536JGT8	CHES DISC NOTE Redemption		07/27/2022	CHESHAM FINANCE		50,000,000.00		50,000,000.00
42425	COMM	16536JGT8	CHES DISC NOTE Redemption		07/27/2022	CHESHAM FINANCE		75,000,000.00		75,000,000.00
42426	COMM	5148X1GT4	LANDES DISC NOTE Redemption		07/27/2022	LANDES		125,000,000.00		125,000,000.00
42427	COMM	63873KGT8	NATXNY DISC NOTE Redemption		07/27/2022	Natixis NY Branch		50,000,000.00		50,000,000.00
42428	COMM	SYS42428	BCREPO 1.45% MAT Redemption		07/27/2022	BARCLAYS CAPITAL		200,000,000.00		200,000,000.00
42428	COMM	SYS42428	BCREPO 1.45% MAT Interest		07/27/2022	BARCLAYS CAPITAL			8,055.55	8,055.55
<b>Totals for 07/27/2022</b>							<b>374,992,395.82</b>	<b>550,000,000.00</b>	<b>8,055.55</b>	<b>175,015,659.73</b>
42437	COMM	SYS42437	BCREPO 2.1% MAT Purchase		07/28/2022	BARCLAYS CAPITAL	200,000,000.00			-200,000,000.00
42433	COMM	16536JGV3	CHES DISC NOTE Purchase		07/28/2022	CHESHAM FINANCE	49,996,777.78			-49,996,777.78
42434	COMM	16536JGV3	CHES DISC NOTE Purchase		07/28/2022	CHESHAM FINANCE	74,995,166.67			-74,995,166.67
42435	COMM	63873KGV3	NATXNY DISC NOTE Purchase		07/28/2022	Natixis NY Branch	49,996,805.56			-49,996,805.56
42436	COMM	74271UKU3	PG DISC NOTE MAT Purchase		07/28/2022	PROCTER &	59,112,258.34			-59,112,258.34
41789	COMM	22536U2X7	CICNY 0.57% MAT Redemption		07/28/2022	Credit Indust et Com		75,000,000.00		75,000,000.00
42429	COMM	16536JGU5	CHES DISC NOTE Redemption		07/28/2022	CHESHAM FINANCE		50,000,000.00		50,000,000.00
42430	COMM	16536JGU5	CHES DISC NOTE Redemption		07/28/2022	CHESHAM FINANCE		75,000,000.00		75,000,000.00
42431	COMM	63873KGU5	NATXNY DISC NOTE Redemption		07/28/2022	Natixis NY Branch		50,000,000.00		50,000,000.00

**SANTA CLARA COUNTY INVESTMENTS**  
**Transaction Activity Report**  
**Sorted by Transaction Date - Transaction Date**

Investment #	Fund	CUSIP	Inv Descrip	TransactionType	TransactionDate	Issuer	New Principal	Principal Paydowns	Interest	Total Cash
42432	COMM	SYS42432	BCREPO 1.45% MAT	Redemption	07/28/2022	BARCLAYS CAPITAL		200,000,000.00		200,000,000.00
40685	COMM	3136G46K4	FNMA 0.5% MAT	Interest	07/28/2022	FNMA NOTES			87,500.00	87,500.00
40686	COMM	3136G46K4	FNMA 0.5% MAT	Interest	07/28/2022	FNMA NOTES			35,000.00	35,000.00
40687	COMM	3136G46K4	FNMA 0.5% MAT	Interest	07/28/2022	FNMA NOTES			65,000.00	65,000.00
41260	COMM	3130ANA42	FEDERAL HOME	Interest	07/28/2022	FHLB NOTES			39,000.00	39,000.00
41545	COMM	459058JE4	IBRD 0.375% MAT	Interest	07/28/2022	INTL BANK RECON &			46,875.00	46,875.00
41789	COMM	22536U2X7	CICNY 0.57% MAT	Interest	07/28/2022	Credit Indust et Com			214,937.48	214,937.48
42432	COMM	SYS42432	BCREPO 1.45% MAT	Interest	07/28/2022	BARCLAYS CAPITAL			8,055.54	8,055.54
<b>Totals for 07/28/2022</b>							<b>434,101,008.35</b>	<b>450,000,000.00</b>	<b>496,368.02</b>	<b>16,395,359.67</b>
42438	COMM	16536JH18	CHES DISC NOTE	Purchase	07/29/2022	CHESHAM FINANCE	49,990,333.33			-49,990,333.33
42439	COMM	16536JH18	CHES DISC NOTE	Purchase	07/29/2022	CHESHAM FINANCE	74,985,500.00			-74,985,500.00
42440	COMM	74271UKX7	PG DISC NOTE MAT	Purchase	07/29/2022	PROCTER &	39,733,666.67			-39,733,666.67
41264	COMM	89114WDX0	TORONTO	Redemption	07/29/2022	TORONTO		50,000,000.00		50,000,000.00
41269	COMM	21684XSN7	COOPERATIEVE	Redemption	07/29/2022	RABOBANK		50,000,000.00		50,000,000.00
41271	COMM	78012UR31	ROYAL BK CDA NY	Redemption	07/29/2022	ROYAL BANK OF		50,000,000.00		50,000,000.00
41272	COMM	83369X4S4	SOCIETE	Redemption	07/29/2022	SOCIETE		50,000,000.00		50,000,000.00
41315	COMM	87019V2V8	SWEDBANK	Redemption	07/29/2022	SWEDBANK (NY)		50,000,000.00		50,000,000.00
41325	COMM	89114WF59	TORONTO	Redemption	07/29/2022	TORONTO		70,000,000.00		70,000,000.00
41338	COMM	22552G4K3	CRSNY 0.21% MAT	Redemption	07/29/2022	Credit Suisse NY		50,000,000.00		50,000,000.00
41480	COMM	05966DD58	BANS 0.27% MAT	Redemption	07/29/2022	Banco Santander NY		50,000,000.00		50,000,000.00
42433	COMM	16536JGV3	CHES DISC NOTE	Redemption	07/29/2022	CHESHAM FINANCE		50,000,000.00		50,000,000.00
42434	COMM	16536JGV3	CHES DISC NOTE	Redemption	07/29/2022	CHESHAM FINANCE		75,000,000.00		75,000,000.00
42435	COMM	63873KGV3	NATXNY DISC NOTE	Redemption	07/29/2022	Natixis NY Branch		50,000,000.00		50,000,000.00
42437	COMM	SYS42437	BCREPO 2.1% MAT	Redemption	07/29/2022	BARCLAYS CAPITAL		200,000,000.00		200,000,000.00
40696	COMM	3130AKEA0	FHLB FLOAT MAT	Interest	07/29/2022	FHLB NOTES			161,208.35	161,208.35
40697	COMM	3130AKEA0	FHLB FLOAT MAT	Interest	07/29/2022	FHLB NOTES			32,241.67	32,241.67
41112	COMM	3133EMXV9	FFCB FLOAT MAT	Interest	07/29/2022	FFCB NOTES			100,479.17	100,479.17
41264	COMM	89114WDX0	TORONTO	Interest	07/29/2022	TORONTO			96,583.35	96,583.35
41269	COMM	21684XSN7	COOPERATIEVE	Interest	07/29/2022	RABOBANK			85,944.45	85,944.45
41271	COMM	78012UR31	ROYAL BK CDA NY	Interest	07/29/2022	ROYAL BANK OF			96,055.55	96,055.55
41272	COMM	83369X4S4	SOCIETE	Interest	07/29/2022	SOCIETE			96,055.55	96,055.55
41315	COMM	87019V2V8	SWEDBANK	Interest	07/29/2022	SWEDBANK (NY)			89,722.20	89,722.20
41325	COMM	89114WF59	TORONTO	Interest	07/29/2022	TORONTO			117,950.00	117,950.00
41338	COMM	22552G4K3	CRSNY 0.21% MAT	Interest	07/29/2022	Credit Suisse NY			96,541.65	96,541.65
41480	COMM	05966DD58	BANS 0.27% MAT	Interest	07/29/2022	Banco Santander NY			102,375.00	102,375.00
42437	COMM	SYS42437	BCREPO 2.1% MAT	Interest	07/29/2022	BARCLAYS CAPITAL			11,666.67	11,666.67
42335	SJE	60934N666	FTFXX 0.0%	Interest	07/29/2022	FEDERATED TAX			6,906.54	6,906.54
42335	SJE	60934N666	FTFXX 0.0%	Purchase	07/29/2022	FEDERATED TAX	6,906.54			-6,906.54
<b>Totals for 07/29/2022</b>							<b>164,716,406.54</b>	<b>795,000,000.00</b>	<b>1,093,730.15</b>	<b>631,377,323.61</b>

**SANTA CLARA COUNTY INVESTMENTS**  
**Transaction Activity Report**  
 Sorted by Transaction Date - Transaction Date

Investment #	Fund	CUSIP	Inv Descrip	TransactionType	TransactionDate	Issuer	New Principal	Principal Paydowns	Interest	Total Cash
42441	COMM	16536JH26	CHES DISC NOTE	Purchase	08/01/2022	CHESHAM FINANCE	49,996,777.78			-49,996,777.78
42442	COMM	16536JH26	CHES DISC NOTE	Purchase	08/01/2022	CHESHAM FINANCE	74,995,166.67			-74,995,166.67
42443	COMM	63873KH26	NATXNY DISC NOTE	Purchase	08/01/2022	Natixis NY Branch	49,996,805.56			-49,996,805.56
37543	SJE	13063C5Q9	CALIFORNIA ST FOR	Redemption	08/01/2022	CALIFORNIA ST		500,000.00		500,000.00
39795	SJE	574193KT4	MARYLAND ST, GO	Redemption	08/01/2022	MARYLAND ST		100,000.00		100,000.00
39813	SJE	6041297C4	MINNESOTA ST, GO	Redemption	08/01/2022	MINNESOTA ST		500,000.00		500,000.00
40040	SJE	60412ADC4	MNS 5.% MAT	Redemption	08/01/2022	MINNESOTA ST		400,000.00		400,000.00
40057	SJE	574193PA0	MARYLAND ST, GO	Redemption	08/01/2022	MARYLAND ST		300,000.00		300,000.00
40210	COMM	9128282P4	UNITED STATES	Redemption	08/01/2022	U.S. TREASURY		40,000,000.00		40,000,000.00
42438	COMM	16536JH18	CHES DISC NOTE	Redemption	08/01/2022	CHESHAM FINANCE		50,000,000.00		50,000,000.00
42439	COMM	16536JH18	CHES DISC NOTE	Redemption	08/01/2022	CHESHAM FINANCE		75,000,000.00		75,000,000.00
37543	SJE	13063C5Q9	CALIFORNIA ST FOR	Interest	08/01/2022	CALIFORNIA ST			12,500.00	12,500.00
39795	SJE	574193KT4	MARYLAND ST, GO	Interest	08/01/2022	MARYLAND ST			2,500.00	2,500.00
39803	SJE	60412AQP1	MNS 5.% MAT	Interest	08/01/2022	MINNESOTA ST			12,500.00	12,500.00
39807	SJE	574193RL4	MARYLAND ST, GO	Interest	08/01/2022	MARYLAND ST			12,500.00	12,500.00
39813	SJE	6041297C4	MINNESOTA ST, GO	Interest	08/01/2022	MINNESOTA ST			12,500.00	12,500.00
39874	SJE	246381NB9	DELAWARE ST, GO	Interest	08/01/2022	DELAWARE ST			12,500.00	12,500.00
40027	SJE	93974DM70	WASHINGTON ST,	Interest	08/01/2022	WASHINGTON ST			13,750.00	13,750.00
40040	SJE	60412ADC4	MNS 5.% MAT	Interest	08/01/2022	MINNESOTA ST			10,000.00	10,000.00
40057	SJE	574193PA0	MARYLAND ST, GO	Interest	08/01/2022	MARYLAND ST			7,500.00	7,500.00
40210	COMM	9128282P4	UNITED STATES	Interest	08/01/2022	U.S. TREASURY			375,000.00	375,000.00
40654	COMM	799408Z69	SRVSCD 0.367%	Interest	08/01/2022	San Ramon Valley			9,248.40	9,248.40
40736	COMM	54438CYH9	LOSHGR 0.444%	Interest	08/01/2022	Los Angeles CA			8,880.00	8,880.00
41010	COMM	91282CBH3	UNITED STATES	Interest	08/01/2022	U.S. TREASURY			56,250.00	56,250.00
41024	COMM	91282CAB7	UNITED STATES	Interest	08/01/2022	U.S. TREASURY			43,750.00	43,750.00
41054	COMM	912828V80	UNITED STATES	Interest	08/01/2022	U.S. TREASURY			506,250.00	506,250.00
41284	COMM	74274TAG5	PRIVATE EXPT FDG	Interest	08/01/2022	PRIVATE EXPORT			55,000.00	55,000.00
41438	COMM	419792F76	HAWAII ST,	Interest	08/01/2022	Hawaii State			51,578.95	51,578.95
41484	COMM	91282CBH3	UNITED STATES	Interest	08/01/2022	U.S. TREASURY			46,875.00	46,875.00
41541	COMM	9128285Z9	UNITED STATES	Interest	08/01/2022	U.S. TREASURY			437,500.00	437,500.00
41558	COMM	74274TAG5	PRIVATE EXPT FDG	Interest	08/01/2022	PRIVATE EXPORT			27,500.00	27,500.00
41619	COMM	9128286A3	USTN 2.625% MAT	Interest	08/01/2022	U.S. TREASURY			393,750.00	393,750.00
41801	COMM	742718FV6	PROCTER &	Interest	08/01/2022	PROCTER &			522,500.00	522,500.00
42053	COMM	912828Y95	UNITED STATES	Interest	08/01/2022	U.S. TREASURY			421,875.00	421,875.00
42053	COMM	912828Y95	UNITED STATES	Accr Int	08/01/2022	U.S. TREASURY		188,794.89	-188,794.89	0.00
<b>Totals for 08/01/2022</b>							<b>174,988,750.01</b>	<b>166,988,794.89</b>	<b>2,863,412.46</b>	<b>-5,136,542.66</b>
42444	COMM	16536JH34	CHES DISC NOTE	Purchase	08/02/2022	CHESHAM FINANCE	49,996,777.78			-49,996,777.78
42445	COMM	16536JH34	CHES DISC NOTE	Purchase	08/02/2022	CHESHAM FINANCE	74,995,166.67			-74,995,166.67
42446	COMM	63873KH34	NATXNY DISC NOTE	Purchase	08/02/2022	Natixis NY Branch	49,996,805.56			-49,996,805.56
42441	COMM	16536JH26	CHES DISC NOTE	Redemption	08/02/2022	CHESHAM FINANCE		50,000,000.00		50,000,000.00

**SANTA CLARA COUNTY INVESTMENTS**  
**Transaction Activity Report**  
**Sorted by Transaction Date - Transaction Date**

Investment #	Fund	CUSIP	Inv Descrip	TransactionType	TransactionDate	Issuer	New Principal	Principal Paydowns	Interest	Total Cash
42442	COMM	16536JH26	CHES DISC NOTE	Redemption	08/02/2022	CHESHAM FINANCE		75,000,000.00		75,000,000.00
42443	COMM	63873KH26	NATXNY DISC NOTE	Redemption	08/02/2022	Natixis NY Branch		50,000,000.00		50,000,000.00
41627	COMM	63873QQRK2	NATXNY BRANCH	Interest	08/02/2022	Natixis NY Branch			74,638.90	74,638.90
34292	COMM	SYS34292	MSTI 0.0%	Interest	08/02/2022	MORGAN STANLEY			2.42	2.42
34292	COMM	SYS34292	MSTI 0.0%	Purchase	08/02/2022	MORGAN STANLEY	2.42			-2.42
37590	COMM	SYS37590	JPM TE 0.44%	Interest	08/02/2022	JP MORGAN US			27.79	27.79
37590	COMM	SYS37590	JPM TE 0.44%	Purchase	08/02/2022	JP MORGAN US	27.79			-27.79
40461	COMM	SYS40461	DGCXX 0.0%	Interest	08/02/2022	DREYFUS			7.68	7.68
40461	COMM	SYS40461	DGCXX 0.0%	Purchase	08/02/2022	DREYFUS	7.68			-7.68
<b>Totals for 08/02/2022</b>							<b>174,988,787.90</b>	<b>175,000,000.00</b>	<b>74,676.79</b>	<b>85,888.89</b>
42447	COMM	16536JH42	CHES DISC NOTE	Purchase	08/03/2022	CHESHAM FINANCE	49,996,777.78			-49,996,777.78
42448	COMM	16536JH42	CHES DISC NOTE	Purchase	08/03/2022	CHESHAM FINANCE	74,995,166.67			-74,995,166.67
42449	COMM	63873KH42	NATXNY DISC NOTE	Purchase	08/03/2022	Natixis NY Branch	49,996,805.56			-49,996,805.56
42335	SJE	60934N666	FTFXX 0.0%	Purchase	08/03/2022	FEDERATED TAX	1,896,528.46			-1,896,528.46
42444	COMM	16536JH34	CHES DISC NOTE	Redemption	08/03/2022	CHESHAM FINANCE		50,000,000.00		50,000,000.00
42445	COMM	16536JH34	CHES DISC NOTE	Redemption	08/03/2022	CHESHAM FINANCE		75,000,000.00		75,000,000.00
42446	COMM	63873KH34	NATXNY DISC NOTE	Redemption	08/03/2022	Natixis NY Branch		50,000,000.00		50,000,000.00
40546	COMM	3135G05P4	FEDERAL NATL MTG	Interest	08/03/2022	FNMA NOTES			37,500.00	37,500.00
41818	COMM	3133ENNB2	FEDERAL FARM CR	Interest	08/03/2022	FFCB NOTES			32,500.00	32,500.00
41818	COMM	3133ENNB2	FEDERAL FARM CR	Accr Int	08/03/2022	FFCB NOTES		902.78	-902.78	0.00
<b>Totals for 08/03/2022</b>							<b>176,885,278.47</b>	<b>175,000,902.78</b>	<b>69,097.22</b>	<b>-1,815,278.47</b>
42450	COMM	16536JH59	CHES DISC NOTE	Purchase	08/04/2022	CHESHAM FINANCE	49,996,777.78			-49,996,777.78
42451	COMM	16536JH59	CHES DISC NOTE	Purchase	08/04/2022	CHESHAM FINANCE	74,995,166.67			-74,995,166.67
42452	COMM	5148X1H55	LANDES DISC NOTE	Purchase	08/04/2022	LANDES	124,991,944.45			-124,991,944.45
42453	COMM	63873KH59	NATXNY DISC NOTE	Purchase	08/04/2022	Natixis NY Branch	49,996,805.56			-49,996,805.56
42447	COMM	16536JH42	CHES DISC NOTE	Redemption	08/04/2022	CHESHAM FINANCE		50,000,000.00		50,000,000.00
42448	COMM	16536JH42	CHES DISC NOTE	Redemption	08/04/2022	CHESHAM FINANCE		75,000,000.00		75,000,000.00
42449	COMM	63873KH42	NATXNY DISC NOTE	Redemption	08/04/2022	Natixis NY Branch		50,000,000.00		50,000,000.00
40543	COMM	3136G4B77	FEDERAL NATL MTG	Interest	08/04/2022	FNMA NOTES			70,000.00	70,000.00
40721	COMM	4581X0DR6	IADB FRN MAT	Interest	08/04/2022	IADB			151,650.00	151,650.00
<b>Totals for 08/04/2022</b>							<b>299,980,694.46</b>	<b>175,000,000.00</b>	<b>221,650.00</b>	<b>-124,759,044.46</b>
42454	COMM	16536JH83	CHES DISC NOTE	Purchase	08/05/2022	CHESHAM FINANCE	49,990,333.33			-49,990,333.33
42455	COMM	16536JH83	CHES DISC NOTE	Purchase	08/05/2022	CHESHAM FINANCE	74,985,500.00			-74,985,500.00
42456	COMM	5148X1H89	LANDES DISC NOTE	Purchase	08/05/2022	LANDES	124,976,041.67			-124,976,041.67
42457	COMM	63873KH83	NATXNY DISC NOTE	Purchase	08/05/2022	Natixis NY Branch	49,990,416.67			-49,990,416.67
41492	COMM	05586FUU9	BNP PARIBAS N Y	Redemption	08/05/2022	BNP PARIBAS NY		50,000,000.00		50,000,000.00
42450	COMM	16536JH59	CHES DISC NOTE	Redemption	08/05/2022	CHESHAM FINANCE		50,000,000.00		50,000,000.00
42451	COMM	16536JH59	CHES DISC NOTE	Redemption	08/05/2022	CHESHAM FINANCE		75,000,000.00		75,000,000.00
42452	COMM	5148X1H55	LANDES DISC NOTE	Redemption	08/05/2022	LANDES		125,000,000.00		125,000,000.00



**SANTA CLARA COUNTY INVESTMENTS**  
**Transaction Activity Report**  
 Sorted by Transaction Date - Transaction Date

Investment #	Fund	CUSIP	Inv Descrip	TransactionType	TransactionDate	Issuer	New Principal	Principal Paydowns	Interest	Total Cash
42453	COMM	63873KH59	NATXNY DISC NOTE	Redemption	08/05/2022	Natixis NY Branch		50,000,000.00		50,000,000.00
41492	COMM	05586FUU9	BNP PARIBAS N Y	Interest	08/05/2022	BNP PARIBAS NY			80,208.35	80,208.35
<b>Totals for 08/05/2022</b>							<b>299,942,291.67</b>	<b>350,000,000.00</b>	<b>80,208.35</b>	<b>50,137,916.68</b>
42458	COMM	16536JH91	CHES DISC NOTE	Purchase	08/08/2022	CHESHAM FINANCE	49,996,777.78			-49,996,777.78
42459	COMM	16536JH91	CHES DISC NOTE	Purchase	08/08/2022	CHESHAM FINANCE	74,995,166.67			-74,995,166.67
42460	COMM	5148X1H97	LANDES DISC NOTE	Purchase	08/08/2022	LANDES	124,992,013.90			-124,992,013.90
42454	COMM	16536JH83	CHES DISC NOTE	Redemption	08/08/2022	CHESHAM FINANCE		50,000,000.00		50,000,000.00
42455	COMM	16536JH83	CHES DISC NOTE	Redemption	08/08/2022	CHESHAM FINANCE		75,000,000.00		75,000,000.00
42456	COMM	5148X1H89	LANDES DISC NOTE	Redemption	08/08/2022	LANDES		125,000,000.00		125,000,000.00
42457	COMM	63873KH83	NATXNY DISC NOTE	Redemption	08/08/2022	Natixis NY Branch		50,000,000.00		50,000,000.00
39489	COMM	594918BX1	MICROSOFT CORP,	Interest	08/08/2022	MICROSOFT CORP			93,437.50	93,437.50
40005	COMM	594918BQ6	MICROSOFT CORP,	Interest	08/08/2022	MICROSOFT CORP			108,150.00	108,150.00
40729	COMM	3133EMGG1	FFCB FRN MAT	Interest	08/08/2022	FFCB NOTES			147,630.00	147,630.00
40926	COMM	037833EB2	AAPL 0.7% MAT	Interest	08/08/2022	APPLE INC			70,000.00	70,000.00
42081	COMM	594918BY9	MICROSOFT CORP,	Interest	08/08/2022	MICROSOFT CORP			85,272.00	85,272.00
42081	COMM	594918BY9	MICROSOFT CORP,	Accr Int	08/08/2022	MICROSOFT CORP		38,846.13	-38,846.13	0.00
<b>Totals for 08/08/2022</b>							<b>249,983,958.35</b>	<b>300,038,846.13</b>	<b>465,643.37</b>	<b>50,520,531.15</b>
42461	COMM	16536JHA8	CHES DISC NOTE	Purchase	08/09/2022	CHESHAM FINANCE	49,996,777.78			-49,996,777.78
42462	COMM	16536JHA8	CHES DISC NOTE	Purchase	08/09/2022	CHESHAM FINANCE	74,995,167.00			-74,995,167.00
42464	COMM	194162AM5	CL 3.1% MAT	Purchase	08/09/2022	COLGATE-PALMOLI	4,995,400.00			-4,995,400.00
42463	COMM	5148X1HA4	LANDES DISC NOTE	Purchase	08/09/2022	LANDES	124,992,013.75			-124,992,013.75
42458	COMM	16536JH91	CHES DISC NOTE	Redemption	08/09/2022	CHESHAM FINANCE		50,000,000.00		50,000,000.00
42459	COMM	16536JH91	CHES DISC NOTE	Redemption	08/09/2022	CHESHAM FINANCE		75,000,000.00		75,000,000.00
42460	COMM	5148X1H97	LANDES DISC NOTE	Redemption	08/09/2022	LANDES		125,000,000.00		125,000,000.00
40934	COMM	3133EMPZ9	FFCB Floater MAT	Interest	08/09/2022	FFCB NOTES			20,616.67	20,616.67
41990	COMM	037833CJ7	APPLE INC, SR GLBL	Interest	08/09/2022	APPLE INC			195,874.50	195,874.50
41990	COMM	037833CJ7	APPLE INC, SR GLBL	Accr Int	08/09/2022	APPLE INC		67,467.88	-67,467.88	0.00
41991	COMM	037833CJ7	APPLE INC, SR GLBL	Interest	08/09/2022	APPLE INC			198,487.50	198,487.50
41991	COMM	037833CJ7	APPLE INC, SR GLBL	Accr Int	08/09/2022	APPLE INC		69,470.63	-69,470.63	0.00
<b>Totals for 08/09/2022</b>							<b>254,979,358.53</b>	<b>250,136,938.51</b>	<b>278,040.16</b>	<b>-4,564,379.86</b>
42465	COMM	16536JHB6	CHES DISC NOTE	Purchase	08/10/2022	CHESHAM FINANCE	49,996,777.78			-49,996,777.78
42466	COMM	16536JHB6	CHES DISC NOTE	Purchase	08/10/2022	CHESHAM FINANCE	74,995,166.67			-74,995,166.67
42467	COMM	5148X1HB2	LANDES DISC NOTE	Purchase	08/10/2022	LANDES	124,992,013.90			-124,992,013.90
42468	COMM	63873KHB6	NATXNY DISC NOTE	Purchase	08/10/2022	Natixis NY Branch	49,996,805.56			-49,996,805.56
42461	COMM	16536JHA8	CHES DISC NOTE	Redemption	08/10/2022	CHESHAM FINANCE		50,000,000.00		50,000,000.00
42462	COMM	16536JHA8	CHES DISC NOTE	Redemption	08/10/2022	CHESHAM FINANCE		75,000,000.00		75,000,000.00
42463	COMM	5148X1HA4	LANDES DISC NOTE	Redemption	08/10/2022	LANDES		125,000,000.00		125,000,000.00
41153	COMM	459058JS3	IBRD 0.65% MAT	Interest	08/10/2022	INTL BANK RECON &			32,500.00	32,500.00
41960	COMM	3130AKYH3	FEDERAL HOME	Interest	08/10/2022	FHLB NOTES			81,568.25	81,568.25

**SANTA CLARA COUNTY INVESTMENTS**  
**Transaction Activity Report**  
**Sorted by Transaction Date - Transaction Date**

Investment #	Fund	CUSIP	Inv Descrip	TransactionType	TransactionDate	Issuer	New Principal	Principal Paydowns	Interest	Total Cash
41960	COMM	3130AKYH3	FEDERAL HOME	Accr Int	08/10/2022	FHLB NOTES		23,111.00	-23,111.00	0.00
41961	PCF	3130AKYH3	FEDERAL HOME	Interest	08/10/2022	FHLB NOTES			2,075.00	2,075.00
41961	PCF	3130AKYH3	FEDERAL HOME	Accr Int	08/10/2022	FHLB NOTES		587.92	-587.92	0.00
41962	WK	3130AKYH3	FEDERAL HOME	Interest	08/10/2022	FHLB NOTES			8,300.00	8,300.00
41962	WK	3130AKYH3	FEDERAL HOME	Accr Int	08/10/2022	FHLB NOTES		2,351.67	-2,351.67	0.00
41209	COMM	14687TAC1	CRVNA 0.49% MAT	Interest	08/10/2022	Carvana Auto			6,125.00	6,125.00
41209	COMM	14687TAC1	CRVNA 0.49% MAT	Redemption	08/10/2022	Carvana Auto		372,562.69		372,562.69
41406	COMM	14687JAD1	CRVNA 0.38% MAT	Interest	08/10/2022	Carvana Auto			1,876.21	1,876.21
41406	COMM	14687JAD1	CRVNA 0.38% MAT	Redemption	08/10/2022	Carvana Auto		703,147.51		703,147.51
<b>Totals for 08/10/2022</b>							<b>299,980,763.91</b>	<b>251,101,760.79</b>	<b>106,393.87</b>	<b>-48,772,609.25</b>
42469	COMM	16536JHC4	CHES DISC NOTE	Purchase	08/11/2022	CHESHAM FINANCE	49,996,777.78			-49,996,777.78
42470	COMM	16536JHC4	CHES DISC NOTE	Purchase	08/11/2022	CHESHAM FINANCE	74,995,166.67			-74,995,166.67
42471	COMM	5148X1HC0	LANDES DISC NOTE	Purchase	08/11/2022	LANDES	124,992,013.90			-124,992,013.90
42472	COMM	63873KHC4	NATXNY DISC NOTE	Purchase	08/11/2022	Natixis NY Branch	49,996,805.56			-49,996,805.56
40547	COMM	31422BM64	FAMCA 0.2% MAT	Redemption	08/11/2022	FARMER MAC		25,000,000.00		25,000,000.00
42465	COMM	16536JHB6	CHES DISC NOTE	Redemption	08/11/2022	CHESHAM FINANCE		50,000,000.00		50,000,000.00
42466	COMM	16536JHB6	CHES DISC NOTE	Redemption	08/11/2022	CHESHAM FINANCE		75,000,000.00		75,000,000.00
42467	COMM	5148X1HB2	LANDES DISC NOTE	Redemption	08/11/2022	LANDES		125,000,000.00		125,000,000.00
42468	COMM	63873KHB6	NATXNY DISC NOTE	Redemption	08/11/2022	Natixis NY Branch		50,000,000.00		50,000,000.00
39496	COMM	084670BJ6	BERKSHIRE	Interest	08/11/2022	BERKSHIRE			157,500.00	157,500.00
40547	COMM	31422BM64	FAMCA 0.2% MAT	Interest	08/11/2022	FARMER MAC			95,347.22	95,347.22
41097	COMM	166756AJ5	CVX 0.426% MAT	Interest	08/11/2022	CHEVRON CORP.			29,394.00	29,394.00
<b>Totals for 08/11/2022</b>							<b>299,980,763.91</b>	<b>325,000,000.00</b>	<b>282,241.22</b>	<b>25,301,477.31</b>
42473	COMM	16536JHF7	CHES DISC NOTE	Purchase	08/12/2022	CHESHAM FINANCE	49,990,333.33			-49,990,333.33
42474	COMM	16536JHF7	CHES DISC NOTE	Purchase	08/12/2022	CHESHAM FINANCE	74,985,500.00			-74,985,500.00
42475	COMM	5148X1HF3	LANDES DISC NOTE	Purchase	08/12/2022	LANDES	124,976,041.67			-124,976,041.67
42476	COMM	63873KHF7	NATXNY DISC NOTE	Purchase	08/12/2022	Natixis NY Branch	49,990,416.67			-49,990,416.67
42469	COMM	16536JHC4	CHES DISC NOTE	Redemption	08/12/2022	CHESHAM FINANCE		50,000,000.00		50,000,000.00
42470	COMM	16536JHC4	CHES DISC NOTE	Redemption	08/12/2022	CHESHAM FINANCE		75,000,000.00		75,000,000.00
42471	COMM	5148X1HC0	LANDES DISC NOTE	Redemption	08/12/2022	LANDES		125,000,000.00		125,000,000.00
42472	COMM	63873KHC4	NATXNY DISC NOTE	Redemption	08/12/2022	Natixis NY Branch		50,000,000.00		50,000,000.00
40331	COMM	3137EAEPO	FEDERAL HOME LN	Interest	08/12/2022	FHLMC NOTES			187,500.00	187,500.00
40548	COMM	166756AE6	CVX 0.687% MAT	Interest	08/12/2022	CHEVRON CORP.			51,525.00	51,525.00
<b>Totals for 08/12/2022</b>							<b>299,942,291.67</b>	<b>300,000,000.00</b>	<b>239,025.00</b>	<b>296,733.33</b>
42477	COMM	16536JHG5	CHES DISC NOTE	Purchase	08/15/2022	CHESHAM FINANCE	74,995,166.67			-74,995,166.67
42478	COMM	5148X1HG1	LANDES DISC NOTE	Purchase	08/15/2022	LANDES	124,992,013.90			-124,992,013.90
42479	COMM	63873KHG5	NATXNY DISC NOTE	Purchase	08/15/2022	Natixis NY Branch	49,996,805.56			-49,996,805.56
39811	COMM	14041NFU0	COMET 1.72% MAT	Redemption	08/15/2022	Capital One Multi Ex		34,991,187.00		34,991,187.00
42473	COMM	16536JHF7	CHES DISC NOTE	Redemption	08/15/2022	CHESHAM FINANCE		50,000,000.00		50,000,000.00

**SANTA CLARA COUNTY INVESTMENTS**  
**Transaction Activity Report**  
**Sorted by Transaction Date - Transaction Date**

Investment #	Fund	CUSIP	Inv Descrip	TransactionType	TransactionDate	Issuer	New Principal	Principal Paydowns	Interest	Total Cash
42474	COMM	16536JHF7	CHES DISC NOTE	Redemption	08/15/2022	CHESHAM FINANCE		75,000,000.00		75,000,000.00
42475	COMM	5148X1HF3	LANDES DISC NOTE	Redemption	08/15/2022	LANDES		125,000,000.00		125,000,000.00
42476	COMM	63873KHF7	NATXNY DISC NOTE	Redemption	08/15/2022	Natixis NY Branch		50,000,000.00		50,000,000.00
39794	SJE	9242582V7	VERMONT ST, GO	Interest	08/15/2022	VERMONT ST			12,500.00	12,500.00
40326	COMM	89236TGT6	TOYOTA MOTOR	Interest	08/15/2022	TOYOTA MOTOR			270,000.00	270,000.00
41602	COMM	912828P46	UNITED STATES	Interest	08/15/2022	U.S. TREASURY			325,000.00	325,000.00
41623	COMM	912828P46	UNITED STATES	Interest	08/15/2022	U.S. TREASURY			203,125.00	203,125.00
41660	COMM	91282CBM2	UNITED STATES	Interest	08/15/2022	U.S. TREASURY			25,000.00	25,000.00
41682	COMM	91282CBM2	UNITED STATES	Interest	08/15/2022	U.S. TREASURY			25,000.00	25,000.00
39578	COMM	65479HAC1	NAROT 2.5% MAT	Interest	08/15/2022	Nissan Auto Receivab			4,734.98	4,734.98
39578	COMM	65479HAC1	NAROT 2.5% MAT	Redemption	08/15/2022	Nissan Auto Receivab		671,609.60		671,609.60
39586	COMM	14042WAC4	COPAR 2.51% MAT	Interest	08/15/2022	Capital One Prime Au			839.96	839.96
39586	COMM	14042WAC4	COPAR 2.51% MAT	Redemption	08/15/2022	Capital One Prime Au		293,409.61		293,409.61
39706	COMM	477870AC3	JDOT 2.21% MAT	Interest	08/15/2022	JOHN DEERE			1,721.81	1,721.81
39706	COMM	477870AC3	JDOT 2.21% MAT	Redemption	08/15/2022	JOHN DEERE		267,444.54		267,444.54
39777	COMM	43815NAC8	HAROT 1.78% MAT	Interest	08/15/2022	HONDA AUTO			1,669.20	1,669.20
39777	COMM	43815NAC8	HAROT 1.78% MAT	Redemption	08/15/2022	HONDA AUTO		317,685.31		317,685.31
39811	COMM	14041NFU0	COMET 1.72% MAT	Interest	08/15/2022	Capital One Multi Ex			50,166.66	50,166.66
39811	COMM	14041NFU0	COMET 1.72% MAT	Redemption	08/15/2022	Capital One Multi Ex		1,557,420.72		1,557,420.72
39811	COMM	14041NFU0	COMET 1.72% MAT	Interest	08/15/2022	Capital One Multi Ex				0.00
39811	COMM	14041NFU0	COMET 1.72% MAT	Redemption	08/15/2022	Capital One Multi Ex				0.00
39883	COMM	58769TAD7	MBART 1.93% MAT	Interest	08/15/2022	MERCEDES -BENZ			7,248.10	7,248.10
39883	COMM	58769TAD7	MBART 1.93% MAT	Redemption	08/15/2022	MERCEDES -BENZ		952,886.03		952,886.03
40017	COMM	44891JAC2	HART 1.94% MAT	Interest	08/15/2022	HYUNDAI AUTO			3,145.18	3,145.18
40017	COMM	44891JAC2	HART 1.94% MAT	Redemption	08/15/2022	HYUNDAI AUTO		501,963.44		501,963.44
40038	COMM	89233MAD5	TAOT 1.92% MAT	Interest	08/15/2022	TOYOTA AUTO REC			9,023.37	9,023.37
40038	COMM	89233MAD5	TAOT 1.92% MAT	Redemption	08/15/2022	TOYOTA AUTO REC		858,347.41		858,347.41
40134	COMM	02007TAC9	ALLY 1.84% MAT	Interest	08/15/2022	ALLY Auto			4,286.26	4,286.26
40134	COMM	02007TAC9	ALLY 1.84% MAT	Redemption	08/15/2022	ALLY Auto		474,741.59		474,741.59
40294	COMM	41284UAD6	HDMOT 1.87% MAT	Interest	08/15/2022	Harley-Davidson Moto			4,079.42	4,079.42
40294	COMM	41284UAD6	HDMOT 1.87% MAT	Redemption	08/15/2022	Harley-Davidson Moto		434,858.09		434,858.09
40336	COMM	161571HP2	CHAIT 1.53% MAT	Interest	08/15/2022	CHASE ISSUANCE			34,425.00	34,425.00
40336	COMM	161571HP2	CHAIT 1.53% MAT	Redemption	08/15/2022	CHASE ISSUANCE		1,017,555.25		1,017,555.25
40340	COMM	14043MAC5	COPAR 1.6% MAT	Interest	08/15/2022	Capital One Prime Au			15,454.83	15,454.83
40340	COMM	14043MAC5	COPAR 1.6% MAT	Redemption	08/15/2022	Capital One Prime Au		1,105,557.08		1,105,557.08
40515	COMM	58769VAC4	MBART 0.55% MAT	Interest	08/15/2022	MERCEDES -BENZ			1,297.25	1,297.25
40515	COMM	58769VAC4	MBART 0.55% MAT	Redemption	08/15/2022	MERCEDES -BENZ		251,842.32		251,842.32
40533	COMM	47787NAC3	JDOT 0.51% MAT	Interest	08/15/2022	JOHN DEERE			1,117.96	1,117.96
40533	COMM	47787NAC3	JDOT 0.51% MAT	Redemption	08/15/2022	JOHN DEERE		210,386.17		210,386.17
40930	COMM	89240BAC2	TOYOTA AUTO	Interest	08/15/2022	TOYOTA AUTO REC			3,232.68	3,232.68

**SANTA CLARA COUNTY INVESTMENTS**  
**Transaction Activity Report**  
**Sorted by Transaction Date - Transaction Date**

Investment #	Fund	CUSIP	Inv Descrip	TransactionType	TransactionDate	Issuer	New Principal	Principal Paydowns	Interest	Total Cash
40930	COMM	89240BAC2	TOYOTA AUTO	Redemption	08/15/2022	TOYOTA AUTO REC		893,059.49		893,059.49
40937	COMM	98164EAC9	WOART 0.3% MAT	Interest	08/15/2022	World Omni Auto Rec'			3,500.00	3,500.00
40937	COMM	98164EAC9	WOART 0.3% MAT	Redemption	08/15/2022	World Omni Auto Rec'		692,208.85		692,208.85
40958	COMM	34532NAC9	FM 0.3% MAT	Interest	08/15/2022	FORD MOTOR			5,000.00	5,000.00
40958	COMM	34532NAC9	FM 0.3% MAT	Redemption	08/15/2022	FORD MOTOR		333,335.70		333,335.70
40991	COMM	47788UAC6	JDOT 0.36% MAT	Interest	08/15/2022	JOHN DEERE			2,325.00	2,325.00
40991	COMM	47788UAC6	JDOT 0.36% MAT	Redemption	08/15/2022	JOHN DEERE		224,498.84		224,498.84
41111	COMM	44933LAC7	HART 0.38% MAT	Interest	08/15/2022	HYUNDAI AUTO			3,008.34	3,008.34
41111	COMM	44933LAC7	HART 0.38% MAT	Redemption	08/15/2022	HYUNDAI AUTO		273,549.62		273,549.62
41182	COMM	89190GAC1	TAOT 0.26% MAT	Interest	08/15/2022	TOYOTA AUTO REC			6,500.01	6,500.01
41182	COMM	89190GAC1	TAOT 0.26% MAT	Redemption	08/15/2022	TOYOTA AUTO REC		797,648.07		797,648.07
41187	COMM	44891VAC5	HALST 0.33% MAT	Interest	08/15/2022	Hyundai Auto Lease S			6,187.50	6,187.50
41187	COMM	44891VAC5	HALST 0.33% MAT	Redemption	08/15/2022	Hyundai Auto Lease S		985,367.69		985,367.69
41206	COMM	65480BAC1	NAROT 0.33% MAT	Interest	08/15/2022	Nissan Auto Receivab			11,000.00	11,000.00
41206	COMM	65480BAC1	NAROT 0.33% MAT	Redemption	08/15/2022	Nissan Auto Receivab		1,112,414.27		1,112,414.27
41220	COMM	58769KAD6	MBALT 0.4% MAT	Interest	08/15/2022	MERCEDES-BENZ			4,916.66	4,916.66
41220	COMM	58769KAD6	MBALT 0.4% MAT	Redemption	08/15/2022	MERCEDES-BENZ		558,003.65		558,003.65
41240	COMM	47789QAC4	JDOT 0.52% MAT	Interest	08/15/2022	JOHN DEERE			3,466.66	3,466.66
41240	COMM	47789QAC4	JDOT 0.52% MAT	Redemption	08/15/2022	JOHN DEERE		191,894.11		191,894.11
41242	COMM	14041NFW6	COMET 0.55% MAT	Interest	08/15/2022	Capital One Multi Ex			10,770.83	10,770.83
41242	COMM	14041NFW6	COMET 0.55% MAT	Redemption	08/15/2022	Capital One Multi Ex		530,853.93		530,853.93
41387	COMM	44933MAC5	HALST 0.38% MAT	Interest	08/15/2022	Hyundai Auto Lease S			7,995.84	7,995.84
41387	COMM	44933MAC5	HALST 0.38% MAT	Redemption	08/15/2022	Hyundai Auto Lease S		976,292.86		976,292.86
41389	COMM	58772WAC7	MBART 0.46% MAT	Interest	08/15/2022	MERCEDES -BENZ			7,762.49	7,762.49
41389	COMM	58772WAC7	MBART 0.46% MAT	Redemption	08/15/2022	MERCEDES -BENZ		463,717.11		463,717.11
41392	COMM	98163HAB5	WOART 0.29% MAT	Interest	08/15/2022	World Omni Auto Rec'			726.38	726.38
41392	COMM	98163HAB5	WOART 0.29% MAT	Redemption	08/15/2022	World Omni Auto Rec'		544,228.18		544,228.18
41397	COMM	345329AC0	FM 0.37% MAT	Interest	08/15/2022	FORD MOTOR			6,474.99	6,474.99
41397	COMM	345329AC0	FM 0.37% MAT	Redemption	08/15/2022	FORD MOTOR		811,981.07		811,981.07
41402	COMM	254683CP8	DCENT 0.58% MAT	Interest	08/15/2022	Discover Card Execut			9,666.66	9,666.66
41402	COMM	254683CP8	DCENT 0.58% MAT	Redemption	08/15/2022	Discover Card Execut		431,499.96		431,499.96
41476	COMM	14044CAC6	COPAR 0.77% MAT	Interest	08/15/2022	Capital One Prime Au			8,983.32	8,983.32
41476	COMM	14044CAC6	COPAR 0.77% MAT	Redemption	08/15/2022	Capital One Prime Au		298,702.88		298,702.88
41521	COMM	89238JAC9	TAOT 0.71% MAT	Interest	08/15/2022	TOYOTA AUTO REC			6,804.17	6,804.17
41521	COMM	89238JAC9	TAOT 0.71% MAT	Redemption	08/15/2022	TOYOTA AUTO REC		269,250.87		269,250.87
41529	COMM	02582JJR2	AMXCA 0.9% MAT	Interest	08/15/2022	American Express			24,375.00	24,375.00
41529	COMM	02582JJR2	AMXCA 0.9% MAT	Redemption	08/15/2022	American Express		649,476.57		649,476.57
41612	COMM	14041NFY2	CAPITAL ONE MULTI	Interest	08/15/2022	Capital One Multi Ex			31,200.01	31,200.01
41612	COMM	14041NFY2	CAPITAL ONE MULTI	Redemption	08/15/2022	Capital One Multi Ex		717,406.37		717,406.37
41718	COMM	89190GAB3	TAOT 0.14% MAT	Interest	08/15/2022	TOYOTA AUTO REC			152.76	152.76

**SANTA CLARA COUNTY INVESTMENTS**  
**Transaction Activity Report**  
 Sorted by Transaction Date - Transaction Date

Investment #	Fund	CUSIP	Inv Descrip	TransactionType	TransactionDate	Issuer	New Principal	Principal Paydowns	Interest	Total Cash
41718	COMM	89190GAB3	TAOT 0.14% MAT	Redemption	08/15/2022	TOYOTA AUTO REC		244,411.85		244,411.85
41766	COMM	44891WAC3	HALST 1.16% MAT	Interest	08/15/2022	Hyundai Auto Lease S			12,808.34	12,808.34
41766	COMM	44891WAC3	HALST 1.16% MAT	Redemption	08/15/2022	Hyundai Auto Lease S		450,543.96		450,543.96
41776	COMM	345286AC2	FORDO 1.29% MAT	Interest	08/15/2022	FORD CREDIT AUTO			12,900.00	12,900.00
41776	COMM	345286AC2	FORDO 1.29% MAT	Redemption	08/15/2022	FORD CREDIT AUTO		262,827.60		262,827.60
41797	COMM	89239KAC5	TAOT 1.23% MAT	Interest	08/15/2022	TOYOTA AUTO REC			13,325.00	13,325.00
41797	COMM	89239KAC5	TAOT 1.23% MAT	Redemption	08/15/2022	TOYOTA AUTO REC		285,027.66		285,027.66
41855	COMM	43815BAC4	HAROT 1.88% MAT	Interest	08/15/2022	HONDA AUTO			36,033.34	36,033.34
41855	COMM	43815BAC4	HAROT 1.88% MAT	Redemption	08/15/2022	HONDA AUTO		505,157.33		505,157.33
41856	COMM	65479QAC1	NAROT 1.86% MAT	Interest	08/15/2022	Nissan Auto Receivab			26,815.00	26,815.00
41856	COMM	65479QAC1	NAROT 1.86% MAT	Redemption	08/15/2022	Nissan Auto Receivab		350,025.97		350,025.97
41910	COMM	47787JAC2	JDOT 2.32% MAT	Interest	08/15/2022	JOHN DEERE			19,333.33	19,333.33
41910	COMM	47787JAC2	JDOT 2.32% MAT	Redemption	08/15/2022	JOHN DEERE		194,932.22		194,932.22
41919	COMM	02589BAA8	AMXCA 2.21% MAT	Interest	08/15/2022	American Express			35,912.49	35,912.49
41919	COMM	02589BAA8	AMXCA 2.21% MAT	Redemption	08/15/2022	American Express		346,917.01		346,917.01
41952	COMM	14041NFZ9	COMET 2.8% MAT	Interest	08/15/2022	Capital One Multi Ex			44,333.33	44,333.33
41952	COMM	14041NFZ9	COMET 2.8% MAT	Redemption	08/15/2022	Capital One Multi Ex		330,472.42		330,472.42
42020	COMM	98163NAC0	WOLS 3.21% MAT	Interest	08/15/2022	WORLD OMNI			8,025.00	8,025.00
42020	COMM	98163NAC0	WOLS 3.21% MAT	Redemption	08/15/2022	WORLD OMNI		91,854.48		91,854.48
42040	COMM	41284YAD8	HDMOT 3.06% MAT	Interest	08/15/2022	Harley-Davidson Moto			63,750.00	63,750.00
42040	COMM	41284YAD8	HDMOT 3.06% MAT	Redemption	08/15/2022	Harley-Davidson Moto		440,364.70		440,364.70
42066	COMM	34528LAD7	FORDL 3.23% MAT	Interest	08/15/2022	FORD CREDIT AUTO			80,750.01	80,750.01
42066	COMM	34528LAD7	FORDL 3.23% MAT	Redemption	08/15/2022	FORD CREDIT AUTO		863,184.65		863,184.65
42084	COMM	14317HAC5	CARMX 3.49% MAT	Interest	08/15/2022	CARMAX AUTO			52,349.99	52,349.99
42084	COMM	14317HAC5	CARMX 3.49% MAT	Redemption	08/15/2022	CARMAX AUTO		308,228.91		308,228.91
42116	COMM	14043QAC6	COPAR 3.17% MAT	Interest	08/15/2022	Capital One Prime Au			39,625.01	39,625.01
42116	COMM	14043QAC6	COPAR 3.17% MAT	Redemption	08/15/2022	Capital One Prime Au		251,532.50		251,532.50
42182	COMM	02008JAC0	ALLY 3.31% MAT	Interest	08/15/2022	ALLY			81,370.82	81,370.82
42182	COMM	02008JAC0	ALLY 3.31% MAT	Redemption	08/15/2022	ALLY		532,103.38		532,103.38
42184	COMM	44934LAD4	HALST 3.35% MAT	Interest	08/15/2022	Hyundai Auto Lease S			106,083.35	106,083.35
42184	COMM	44934LAD4	HALST 3.35% MAT	Redemption	08/15/2022	Hyundai Auto Lease S		1,023,339.99		1,023,339.99
42202	COMM	02582JIT8	AMXCA 3.39% MAT	Interest	08/15/2022	American Express			98,875.00	98,875.00
42202	COMM	02582JIT8	AMXCA 3.39% MAT	Redemption	08/15/2022	American Express		563,141.10		563,141.10
<b>Totals for 08/15/2022</b>							<b>249,983,986.13</b>	<b>362,706,349.98</b>	<b>1,896,174.29</b>	<b>114,618,538.14</b>
42480	COMM	16536JHH3	CHES DISC NOTE	Purchase	08/16/2022	CHESHAM FINANCE	74,995,166.67			-74,995,166.67
42481	COMM	5148X1HH9	LANDES DISC NOTE	Purchase	08/16/2022	LANDES	124,992,013.90			-124,992,013.90
42482	COMM	63873KHH3	NATXNY DISC NOTE	Purchase	08/16/2022	Natixis NY Branch	49,996,805.56			-49,996,805.56
39747	COMM	30231GBB7	EXXON MOBIL	Redemption	08/16/2022	EXXON MOBIL		5,000,000.00		5,000,000.00
40953	COMM	90275DNC0	UBS AG STAMFORD	Redemption	08/16/2022	UBS AG STAMFORD		45,000,000.00		45,000,000.00
42477	COMM	16536JHG5	CHES DISC NOTE	Redemption	08/16/2022	CHESHAM FINANCE		75,000,000.00		75,000,000.00

**SANTA CLARA COUNTY INVESTMENTS**  
**Transaction Activity Report**  
**Sorted by Transaction Date - Transaction Date**

Investment #	Fund	CUSIP	Inv Descrip	TransactionType	TransactionDate	Issuer	New Principal	Principal Paydowns	Interest	Total Cash
42478	COMM	5148X1HG1	LANDES DISC NOTE	Redemption	08/16/2022	LANDES		125,000,000.00		125,000,000.00
42479	COMM	63873KHG5	NATXNY DISC NOTE	Redemption	08/16/2022	Natixis NY Branch		50,000,000.00		50,000,000.00
39747	COMM	30231GBB7	EXXON MOBIL	Interest	08/16/2022	EXXON MOBIL			47,550.00	47,550.00
40953	COMM	90275DNC0	UBS AG STAMFORD	Interest	08/16/2022	UBS AG STAMFORD			170,000.00	170,000.00
42009	COMM	362585AC5	GMCAR 3.1% MAT	Interest	08/16/2022	GM FINANCIAL			29,708.35	29,708.35
42009	COMM	362585AC5	GMCAR 3.1% MAT	Redemption	08/16/2022	GM FINANCIAL		202,380.11		202,380.11
<b>Totals for 08/16/2022</b>							<b>249,983,986.13</b>	<b>300,202,380.11</b>	<b>247,258.35</b>	<b>50,465,652.33</b>
42483	COMM	16536JHJ9	CHES DISC NOTE	Purchase	08/17/2022	CHESHAM FINANCE	74,995,166.67			-74,995,166.67
42484	COMM	3133ENF96	FFCB 3.96% MAT	Purchase	08/17/2022	FFCB NOTES	20,000,000.00			-20,000,000.00
42485	COMM	5148X1HJ5	LANDES DISC NOTE	Purchase	08/17/2022	LANDES	124,992,013.90			-124,992,013.90
42486	COMM	63873KHJ9	NATXNY DISC NOTE	Purchase	08/17/2022	Natixis NY Branch	49,996,805.56			-49,996,805.56
42299	COMM	82124MHH6	SHEF DISC NOTE	Redemption	08/17/2022	SHEFFIELD		75,000,000.00		75,000,000.00
42480	COMM	16536JHH3	CHES DISC NOTE	Redemption	08/17/2022	CHESHAM FINANCE		75,000,000.00		75,000,000.00
42481	COMM	5148X1HH9	LANDES DISC NOTE	Redemption	08/17/2022	LANDES		125,000,000.00		125,000,000.00
42482	COMM	63873KHH3	NATXNY DISC NOTE	Redemption	08/17/2022	Natixis NY Branch		50,000,000.00		50,000,000.00
40597	COMM	3130AJ7E3	FHLB 1.375% MAT	Interest	08/17/2022	FHLB NOTES			137,500.00	137,500.00
41842	COMM	3133ENNY2	FEDERAL FARM CR	Interest	08/17/2022	FFCB NOTES			262,500.00	262,500.00
<b>Totals for 08/17/2022</b>							<b>269,983,986.13</b>	<b>325,000,000.00</b>	<b>400,000.00</b>	<b>55,416,013.87</b>
42487	COMM	16536JHK6	CHES DISC NOTE	Purchase	08/18/2022	CHESHAM FINANCE	74,995,208.34			-74,995,208.34
42488	COMM	5148X1HK2	LANDES DISC NOTE	Purchase	08/18/2022	LANDES	124,992,013.90			-124,992,013.90
42489	COMM	63873KHK6	NATXNY DISC NOTE	Purchase	08/18/2022	Natixis NY Branch	49,996,805.56			-49,996,805.56
42483	COMM	16536JHJ9	CHES DISC NOTE	Redemption	08/18/2022	CHESHAM FINANCE		75,000,000.00		75,000,000.00
42485	COMM	5148X1HJ5	LANDES DISC NOTE	Redemption	08/18/2022	LANDES		125,000,000.00		125,000,000.00
42486	COMM	63873KHJ9	NATXNY DISC NOTE	Redemption	08/18/2022	Natixis NY Branch		50,000,000.00		50,000,000.00
41321	COMM	43815EAC8	HAROT 0.41% MAT	Interest	08/18/2022	HONDA AUTO			6,150.01	6,150.01
41321	COMM	43815EAC8	HAROT 0.41% MAT	Redemption	08/18/2022	HONDA AUTO		482,500.01		482,500.01
<b>Totals for 08/18/2022</b>							<b>249,984,027.80</b>	<b>250,482,500.01</b>	<b>6,150.01</b>	<b>504,622.22</b>
42490	COMM	16536JHN0	CHES DISC NOTE	Purchase	08/19/2022	CHESHAM FINANCE	74,985,625.00			-74,985,625.00
42491	COMM	5148X1HN6	LANDES DISC NOTE	Purchase	08/19/2022	LANDES	124,976,041.67			-124,976,041.67
42492	COMM	63873KHN0	NATXNY DISC NOTE	Purchase	08/19/2022	Natixis NY Branch	49,990,416.67			-49,990,416.67
41316	COMM	06367CK89	BANK MONTREAL	Redemption	08/19/2022	BANK OF		64,900,000.00		64,900,000.00
42487	COMM	16536JHK6	CHES DISC NOTE	Redemption	08/19/2022	CHESHAM FINANCE		75,000,000.00		75,000,000.00
42488	COMM	5148X1HK2	LANDES DISC NOTE	Redemption	08/19/2022	LANDES		125,000,000.00		125,000,000.00
42489	COMM	63873KHK6	NATXNY DISC NOTE	Redemption	08/19/2022	Natixis NY Branch		50,000,000.00		50,000,000.00
40550	COMM	3136G4H63	FEDERAL NATL MTG	Interest	08/19/2022	FNMA NOTES			31,625.00	31,625.00
40551	COMM	3136G4H63	FEDERAL NATL MTG	Interest	08/19/2022	FNMA NOTES			27,500.00	27,500.00
40552	COMM	3136G4H63	FEDERAL NATL MTG	Interest	08/19/2022	FNMA NOTES			41,250.00	41,250.00
41316	COMM	06367CK89	BANK MONTREAL	Interest	08/19/2022	BANK OF			131,602.79	131,602.79
41316	COMM	06367CK89	BANK MONTREAL	Accr Int	08/19/2022	BANK OF		1,802.78	-1,802.78	0.00

**SANTA CLARA COUNTY INVESTMENTS**  
**Transaction Activity Report**  
 Sorted by Transaction Date - Transaction Date

Investment #	Fund	CUSIP	Inv Descrip	TransactionType	TransactionDate	Issuer	New Principal	Principal Paydowns	Interest	Total Cash
<b>Totals for 08/19/2022</b>							<b>249,952,083.34</b>	<b>314,901,802.78</b>	<b>230,175.01</b>	<b>65,179,894.45</b>
42493	COMM	16536JHP5	CHES DISC NOTE	Purchase	08/22/2022	CHESHAM FINANCE	74,995,208.34			-74,995,208.34
42495	COMM	5148X1HP1	LANDES DISC NOTE	Purchase	08/22/2022	LANDES	124,992,013.90			-124,992,013.90
42496	COMM	63873KHP5	NATXNY DISC NOTE	Purchase	08/22/2022	Natixis NY Branch	49,996,805.56			-49,996,805.56
42494	COMM	21688AAU6	COOPERATIEVE	Purchase	08/22/2022	RABOBANK	14,993,100.00			-14,993,100.00
40136	COMM	3133ELAE4	FEDERAL FARM CR	Redemption	08/22/2022	FFCB NOTES		20,000,000.00		20,000,000.00
42490	COMM	16536JHN0	CHES DISC NOTE	Redemption	08/22/2022	CHESHAM FINANCE		75,000,000.00		75,000,000.00
42491	COMM	5148X1HN6	LANDES DISC NOTE	Redemption	08/22/2022	LANDES		125,000,000.00		125,000,000.00
42492	COMM	63873KHNO	NATXNY DISC NOTE	Redemption	08/22/2022	Natixis NY Branch		50,000,000.00		50,000,000.00
40136	COMM	3133ELAE4	FEDERAL FARM CR	Interest	08/22/2022	FFCB NOTES			162,500.00	162,500.00
40553	COMM	037833DX5	AAPL 0.55% MAT	Interest	08/22/2022	APPLE INC			82,500.00	82,500.00
41652	COMM	3130ANMH0	FEDERAL HOME	Interest	08/22/2022	FHLB NOTES			137,500.00	137,500.00
41697	COMM	3133ENJB7	FFCB FLT MAT	Interest	08/22/2022	FFCB NOTES			179,500.00	179,500.00
41860	COMM	3133ENPX2	FEDERAL FARM CR	Interest	08/22/2022	FFCB NOTES			180,000.00	180,000.00
41860	COMM	3133ENPX2	FEDERAL FARM CR	Accr Int	08/22/2022	FFCB NOTES		2,000.00	-2,000.00	0.00
42245	COMM	3130ANMH0	FEDERAL HOME	Interest	08/22/2022	FHLB NOTES			56,182.50	56,182.50
42245	COMM	3130ANMH0	FEDERAL HOME	Accr Int	08/22/2022	FHLB NOTES		32,148.88	-32,148.88	0.00
39582	COMM	43815MAC0	HAROT 2.52% MAT	Interest	08/22/2022	HONDA AUTO			2,022.92	2,022.92
39582	COMM	43815MAC0	HAROT 2.52% MAT	Redemption	08/22/2022	HONDA AUTO		601,410.99		601,410.99
39612	COMM	92349GAA9	VERIZON OWNER	Interest	08/22/2022	VERIZON OWNER			5,531.79	5,531.79
39612	COMM	92349GAA9	VERIZON OWNER	Redemption	08/22/2022	VERIZON OWNER		1,368,071.95		1,368,071.95
39920	COMM	92348AAA3	VZOT 1.94% MAT	Interest	08/22/2022	VERIZON OWNER			10,785.38	10,785.38
39920	COMM	92348AAA3	VZOT 1.94% MAT	Redemption	08/22/2022	VERIZON OWNER		1,347,774.67		1,347,774.67
40346	COMM	43813RAC1	HAROT 1.61% MAT	Interest	08/22/2022	HONDA AUTO			10,194.82	10,194.82
40346	COMM	43813RAC1	HAROT 1.61% MAT	Redemption	08/22/2022	HONDA AUTO		797,326.51		797,326.51
40512	COMM	36259PAD8	GMALT 0.8% MAT	Interest	08/22/2022	GM Fin'cl Auto Leasi			179.43	179.43
40512	COMM	36259PAD8	GMALT 0.8% MAT	Redemption	08/22/2022	GM Fin'cl Auto Leasi		154,413.19		154,413.19
40549	COMM	92290BAA9	VERIZON OWNER	Interest	08/22/2022	VERIZON OWNER			11,456.26	11,456.26
40549	COMM	92290BAA9	VERIZON OWNER	Redemption	08/22/2022	VERIZON OWNER		1,053,613.88		1,053,613.88
40623	COMM	362569AC9	GMALT 0.45% MAT	Interest	08/22/2022	GM Fin'cl Auto Leasi			1,110.77	1,110.77
40623	COMM	362569AC9	GMALT 0.45% MAT	Redemption	08/22/2022	GM Fin'cl Auto Leasi		888,397.22		888,397.22
40712	COMM	92348CAA9	VZOT 0.41% MAT	Interest	08/22/2022	VERIZON OWNER			7,004.17	7,004.17
40712	COMM	92348CAA9	VZOT 0.41% MAT	Redemption	08/22/2022	VERIZON OWNER		670,469.53		670,469.53
40801	COMM	92868VAC3	VWALT 0.39% MAT	Interest	08/22/2022	Volkswagen Auto			2,164.99	2,164.99
40801	COMM	92868VAC3	VWALT 0.39% MAT	Redemption	08/22/2022	Volkswagen Auto		826,357.82		826,357.82
40964	COMM	36261RAC2	GMALT 0.26% MAT	Interest	08/22/2022	GM Fin'cl Auto Leasi			1,532.93	1,532.93
40964	COMM	36261RAC2	GMALT 0.26% MAT	Redemption	08/22/2022	GM Fin'cl Auto Leasi		845,477.81		845,477.81
40965	COMM	43813GAC5	HAROT 0.27% MAT	Interest	08/22/2022	HONDA AUTO			2,643.75	2,643.75
40965	COMM	43813GAC5	HAROT 0.27% MAT	Redemption	08/22/2022	HONDA AUTO		752,518.96		752,518.96
41089	COMM	89238EAC0	TLOT 0.39% MAT	Interest	08/22/2022	Toyota Lease Owner			4,225.00	4,225.00

**SANTA CLARA COUNTY INVESTMENTS**  
**Transaction Activity Report**  
**Sorted by Transaction Date - Transaction Date**

Investment #	Fund	CUSIP	Inv Descrip	TransactionType	TransactionDate	Issuer	New Principal	Principal Paydowns	Interest	Total Cash
41089	COMM	89238EAC0	TLOT 0.39% MAT	Redemption	08/22/2022	Toyota Lease Owner		622,414.34		622,414.34
41207	COMM	80286DAC2	SRT 0.51% MAT	Interest	08/22/2022	Santander Retail Aut			6,566.25	6,566.25
41207	COMM	80286DAC2	SRT 0.51% MAT	Redemption	08/22/2022	Santander Retail Aut		649,839.61		649,839.61
41391	COMM	80286CAC4	SRT 0.5% MAT	Interest	08/22/2022	Santander Retail Aut			3,125.00	3,125.00
41391	COMM	80286CAC4	SRT 0.5% MAT	Redemption	08/22/2022	Santander Retail Aut		246,312.41		246,312.41
41554	COMM	43815GAC3	HAROT 0.88% MAT	Interest	08/22/2022	HONDA AUTO			10,266.66	10,266.66
41554	COMM	43815GAC3	HAROT 0.88% MAT	Redemption	08/22/2022	HONDA AUTO		348,953.61		348,953.61
41717	COMM	43815MAD8	HAROT 2.54% MAT	Interest	08/22/2022	HONDA AUTO			7,450.67	7,450.67
41717	COMM	43815MAD8	HAROT 2.54% MAT	Redemption	08/22/2022	HONDA AUTO		125,965.15		125,965.15
41780	COMM	92348KAL7	VZMT 1.04% MAT	Interest	08/22/2022	VERIZON MASTER			18,200.01	18,200.01
41780	COMM	92348KAL7	VZMT 1.04% MAT	Redemption	08/22/2022	VERIZON MASTER		404,230.41		404,230.41
41867	COMM	89238LAC4	TLOT 1.96% MAT	Interest	08/22/2022	Toyota Lease Owner			31,033.33	31,033.33
41867	COMM	89238LAC4	TLOT 1.96% MAT	Redemption	08/22/2022	Toyota Lease Owner		616,424.73		616,424.73
42119	COMM	23292GAC7	DLLST 3.4% MAT	Interest	08/22/2022	DLLST			32,583.33	32,583.33
42119	COMM	23292GAC7	DLLST 3.4% MAT	Redemption	08/22/2022	DLLST		362,843.67		362,843.67
42152	COMM	36266FAC3	GMALT 3.42% MAT	Interest	08/22/2022	GM Fin'cl Auto Leasi			45,600.00	45,600.00
42152	COMM	36266FAC3	GMALT 3.42% MAT	Redemption	08/22/2022	GM Fin'cl Auto Leasi		443,130.00		443,130.00
42214	COMM	92348KAP8	VZMT 3.01% MAT	Interest	08/22/2022	VERIZON MASTER			84,029.16	84,029.16
42214	COMM	92348KAP8	VZMT 3.01% MAT	Redemption	08/22/2022	VERIZON MASTER		553,823.54		553,823.54
<b>Totals for 08/22/2022</b>							<b>264,977,127.80</b>	<b>283,713,918.88</b>	<b>1,061,740.24</b>	<b>19,798,531.32</b>
42497	COMM	16536JHQ3	CHES DISC NOTE	Purchase	08/23/2022	CHESHAM FINANCE	74,995,208.34			-74,995,208.34
42498	COMM	5148X1HQ9	LANDES DISC NOTE	Purchase	08/23/2022	LANDES	124,992,013.90			-124,992,013.90
42499	COMM	63873KHQ3	NATXNY DISC NOTE	Purchase	08/23/2022	Natixis NY Branch	49,996,805.56			-49,996,805.56
42493	COMM	16536JHP5	CHES DISC NOTE	Redemption	08/23/2022	CHESHAM FINANCE		75,000,000.00		75,000,000.00
42495	COMM	5148X1HP1	LANDES DISC NOTE	Redemption	08/23/2022	LANDES		125,000,000.00		125,000,000.00
42496	COMM	63873KHP5	NATXNY DISC NOTE	Redemption	08/23/2022	Natixis NY Branch		50,000,000.00		50,000,000.00
<b>Totals for 08/23/2022</b>							<b>249,984,027.80</b>	<b>250,000,000.00</b>		<b>15,972.20</b>
42500	COMM	16536JHR1	CHES DISC NOTE	Purchase	08/24/2022	CHESHAM FINANCE	74,995,208.25			-74,995,208.25
42503	COMM	3130AFBC0	FEDERAL HOME	Purchase	08/24/2022	FHLB NOTES	20,232,694.44			-20,232,694.44
42501	COMM	5148X1HR7	LANDES DISC NOTE	Purchase	08/24/2022	LANDES	124,992,013.75			-124,992,013.75
42502	COMM	63873KHR1	NATXNY DISC NOTE	Purchase	08/24/2022	Natixis NY Branch	49,996,861.11			-49,996,861.11
42497	COMM	16536JHQ3	CHES DISC NOTE	Redemption	08/24/2022	CHESHAM FINANCE		75,000,000.00		75,000,000.00
42498	COMM	5148X1HQ9	LANDES DISC NOTE	Redemption	08/24/2022	LANDES		125,000,000.00		125,000,000.00
42499	COMM	63873KHQ3	NATXNY DISC NOTE	Redemption	08/24/2022	Natixis NY Branch		50,000,000.00		50,000,000.00
40554	COMM	3137EAEV7	FEDERAL HOME LN	Interest	08/24/2022	FHLMC NOTES			18,750.00	18,750.00
40620	COMM	3137EAEV7	FEDERAL HOME LN	Interest	08/24/2022	FHLMC NOTES			31,250.00	31,250.00
40815	COMM	3137EAEV7	FEDERAL HOME LN	Interest	08/24/2022	FHLMC NOTES			25,000.00	25,000.00
41057	COMM	3130ALCV4	FEDERAL HOME	Interest	08/24/2022	FHLB NOTES			56,250.00	56,250.00
<b>Totals for 08/24/2022</b>							<b>270,216,777.55</b>	<b>250,000,000.00</b>	<b>131,250.00</b>	<b>-20,085,527.55</b>



**SANTA CLARA COUNTY INVESTMENTS**  
**Transaction Activity Report**  
 Sorted by Transaction Date - Transaction Date

Investment #	Fund	CUSIP	Inv Descrip	TransactionType	TransactionDate	Issuer	New Principal	Principal Paydowns	Interest	Total Cash
42504	COMM	16536JHS9	CHES DISC NOTE	Purchase	08/25/2022	CHESHAM FINANCE	74,995,208.34			-74,995,208.34
42505	COMM	3130AT4D6	FEDERAL HOME	Purchase	08/25/2022	FHLB NOTES	20,001,600.00			-20,001,600.00
42506	COMM	5148X1HS5	LANDES DISC NOTE	Purchase	08/25/2022	LANDES	124,992,013.90			-124,992,013.90
42507	COMM	63873KHS9	NATXNY DISC NOTE	Purchase	08/25/2022	Natixis NY Branch	49,996,861.11			-49,996,861.11
38465	COMM	3137AWQH1	FHLMCM 2.307%	Redemption	08/25/2022	FHLMC Multi-Family		0.01		0.01
42500	COMM	16536JHR1	CHES DISC NOTE	Redemption	08/25/2022	CHESHAM FINANCE		75,000,000.00		75,000,000.00
42501	COMM	5148X1HR7	LANDES DISC NOTE	Redemption	08/25/2022	LANDES		125,000,000.00		125,000,000.00
42502	COMM	63873KHR1	NATXNY DISC NOTE	Redemption	08/25/2022	Natixis NY Branch		50,000,000.00		50,000,000.00
40555	COMM	3135G05X7	FEDERAL NATL MTG	Interest	08/25/2022	FNMA NOTES			56,250.00	56,250.00
40968	COMM	3130ALDL5	FEDERAL HOME	Interest	08/25/2022	FHLB NOTES			109,375.00	109,375.00
40971	COMM	3135G05X7	FEDERAL NATL MTG	Interest	08/25/2022	FNMA NOTES			28,125.00	28,125.00
40998	COMM	3135G05X7	FEDERAL NATL MTG	Interest	08/25/2022	FNMA NOTES			28,125.00	28,125.00
41006	COMM	3135G05X7	FEDERAL NATL MTG	Interest	08/25/2022	FNMA NOTES			28,125.00	28,125.00
41332	COMM	3130ANWF3	FEDERAL HOME	Interest	08/25/2022	FHLB NOTES			218,250.00	218,250.00
41537	COMM	3135G05X7	FEDERAL NATL MTG	Interest	08/25/2022	FNMA NOTES			46,875.00	46,875.00
41559	COMM	3135G05X7	FEDERAL NATL MTG	Interest	08/25/2022	FNMA NOTES			18,750.00	18,750.00
41809	COMM	3136G4W41	FEDERAL NATL MTG	Interest	08/25/2022	FNMA NOTES			97,500.00	97,500.00
42344	COMM	3135G05X7	FEDERAL NATL MTG	Interest	08/25/2022	FNMA NOTES			18,750.00	18,750.00
42344	COMM	3135G05X7	FEDERAL NATL MTG	Accr Int	08/25/2022	FNMA NOTES		13,020.83	-13,020.83	0.00
38387	COMM	3137AYCE9		Interest	08/25/2022	FHLMC Multi-Family			36,390.66	36,390.66
38387	COMM	3137AYCE9		Redemption	08/25/2022	FHLMC Multi-Family		5,170,380.40		5,170,380.40
38391	COMM	3137AYCE9		Interest	08/25/2022	FHLMC Multi-Family			13,646.50	13,646.50
38391	COMM	3137AYCE9		Redemption	08/25/2022	FHLMC Multi-Family		1,938,892.65		1,938,892.65
38465	COMM	3137AWQH1	FHLMCM 2.307%	Interest	08/25/2022	FHLMC Multi-Family			1,530.78	1,530.78
38465	COMM	3137AWQH1	FHLMCM 2.307%	Redemption	08/25/2022	FHLMC Multi-Family		796,245.45		796,245.45
38465	COMM	3137AWQH1	FHLMCM 2.307%	Interest	08/25/2022	FHLMC Multi-Family				0.00
38465	COMM	3137AWQH1	FHLMCM 2.307%	Redemption	08/25/2022	FHLMC Multi-Family				0.00
38643	COMM	3137B36J2	FHLMCM 3.32% MAT	Interest	08/25/2022	FHLMC Multi-Family			52,804.16	52,804.16
38643	COMM	3137B36J2	FHLMCM 3.32% MAT	Redemption	08/25/2022	FHLMC Multi-Family		49,057.60		49,057.60
38666	COMM	3137AYCE9		Interest	08/25/2022	FHLMC Multi-Family			21,370.41	21,370.41
38666	COMM	3137AYCE9		Redemption	08/25/2022	FHLMC Multi-Family		3,036,305.89		3,036,305.89
38744	COMM	3137AYCE9		Interest	08/25/2022	FHLMC Multi-Family			36,390.66	36,390.66
38744	COMM	3137AYCE9		Redemption	08/25/2022	FHLMC Multi-Family		5,170,380.40		5,170,380.40
38854	COMM	3137B4WB8	FHLMCM 3.06% MAT	Interest	08/25/2022	FHLMC Multi-Family			12,176.25	12,176.25
38854	COMM	3137B4WB8	FHLMCM 3.06% MAT	Redemption	08/25/2022	FHLMC Multi-Family		383,878.24		383,878.24
38864	COMM	3137B5JM6	FHLMCM 3.531%	Interest	08/25/2022	FHLMC Multi-Family			29,425.00	29,425.00
38864	COMM	3137B5JM6	FHLMCM 3.531%	Redemption	08/25/2022	FHLMC Multi-Family		814,206.12		814,206.12
38945	COMM	3137B3NA2	FHLMC REMIC	Interest	08/25/2022	FHLMC Multi-Family			28,684.76	28,684.76
38945	COMM	3137B3NA2	FHLMC REMIC	Redemption	08/25/2022	FHLMC Multi-Family		121,135.85		121,135.85
39026	COMM	3137B5KW2	FHLMCM 3.458%	Interest	08/25/2022	FHLMC Multi-Family			28,706.43	28,706.43

**SANTA CLARA COUNTY INVESTMENTS**  
**Transaction Activity Report**  
**Sorted by Transaction Date - Transaction Date**

Investment #	Fund	CUSIP	Inv Descrip	TransactionType	TransactionDate	Issuer	New Principal	Principal Paydowns	Interest	Total Cash
39026	COMM	3137B5KW2	FHLMCM 3.458%	Redemption	08/25/2022	FHLMC Multi-Family		22,178.80		22,178.80
39295	COMM	3137B04Y7	FHLMCM 2.615%	Interest	08/25/2022	FHLMC Multi-Family			58,837.51	58,837.51
39295	COMM	3137B04Y7	FHLMCM 2.615%	Redemption	08/25/2022	FHLMC Multi-Family		3,915,345.96		3,915,345.96
39318	WK	3138LGKH8	FNMAM 2.47% MAT	Interest	08/25/2022	FNMA Multi-Family			6,380.83	6,380.83
39318	WK	3138LGKH8	FNMAM 2.47% MAT	Redemption	08/25/2022	FNMA Multi-Family		175,569.63		175,569.63
39319	COMM	3138LGKH8	FNMAM 2.47% MAT	Interest	08/25/2022	FNMA Multi-Family			53,173.61	53,173.61
39319	COMM	3138LGKH8	FNMAM 2.47% MAT	Redemption	08/25/2022	FNMA Multi-Family		1,463,080.25		1,463,080.25
39457	COMM	3138EKX67	FNMAM 2.537% MAT	Interest	08/25/2022	FNMA Multi-Family			5,786.93	5,786.93
39457	COMM	3138EKX67	FNMAM 2.537% MAT	Redemption	08/25/2022	FNMA Multi-Family		7,368.58		7,368.58
39587	COMM	3138LEYD7	FNMAM 1.97% MAT	Interest	08/25/2022	FNMA Multi-Family			30,056.91	30,056.91
39587	COMM	3138LEYD7	FNMAM 1.97% MAT	Redemption	08/25/2022	FNMA Multi-Family		33,312.31		33,312.31
39632	COMM	3138L2BU0	FNMAM 2.31% MAT	Interest	08/25/2022	FNMA Multi-Family			12,630.18	12,630.18
39632	COMM	3138L2BU0	FNMAM 2.31% MAT	Redemption	08/25/2022	FNMA Multi-Family		14,205.90		14,205.90
39654	COMM	3137BP4J5	FNMAM 2.446% MAT	Interest	08/25/2022	FHLMC Multi-Family			27,641.34	27,641.34
39654	COMM	3137BP4J5	FNMAM 2.446% MAT	Redemption	08/25/2022	FHLMC Multi-Family		274,877.76		274,877.76
39734	COMM	3138LOU90	FNMAM 2.59% MAT	Interest	08/25/2022	FNMA Multi-Family			11,151.39	11,151.39
39734	COMM	3138LOU90	FNMAM 2.59% MAT	Redemption	08/25/2022	FNMA Multi-Family		2,553,320.04		2,553,320.04
39861	COMM	05588CAC6	BMWOT 1.92% MAT	Interest	08/25/2022	BMW VEHICLE			3,276.33	3,276.33
39861	COMM	05588CAC6	BMWOT 1.92% MAT	Redemption	08/25/2022	BMW VEHICLE		572,029.18		572,029.18
40056	COMM	3136A9MN5	FNMAM 2.301% MAT	Interest	08/25/2022	FNMA Multi-Family			1,616.55	1,616.55
40056	COMM	3136A9MN5	FNMAM 2.301% MAT	Redemption	08/25/2022	FNMA Multi-Family		775,002.94		775,002.94
40385	COMM	3137BUWM6	FHLMCM 2.932%	Interest	08/25/2022	FHLMC Multi-Family			9,732.45	9,732.45
40385	COMM	3137BUWM6	FHLMCM 2.932%	Redemption	08/25/2022	FHLMC Multi-Family		6,206.61		6,206.61
40390	COMM	3137BHCV1	FHLMCM 2.811%	Interest	08/25/2022	FHLMC Multi-Family			20,746.09	20,746.09
40390	COMM	3137BHCV1	FHLMCM 2.811%	Redemption	08/25/2022	FHLMC Multi-Family		14,990.78		14,990.78
40511	COMM	3136AXVB8	FNMAM 2.646% MAT	Interest	08/25/2022	FNMA Multi-Family			34,471.95	34,471.95
40511	COMM	3136AXVB8	FNMAM 2.646% MAT	Redemption	08/25/2022	FNMA Multi-Family		1,265,427.69		1,265,427.69
40525	WK	3136AEX69	FNMAM 2.389% MAT	Interest	08/25/2022	FNMA Multi-Family			303.53	303.53
40525	WK	3136AEX69	FNMAM 2.389% MAT	Redemption	08/25/2022	FNMA Multi-Family		30,441.75		30,441.75
40526	COMM	3137BSP64	FHLMCM 2.34% MAT	Interest	08/25/2022	FHLMC Multi-Family			26,642.36	26,642.36
40526	COMM	3137BSP64	FHLMCM 2.34% MAT	Redemption	08/25/2022	FHLMC Multi-Family		228,559.80		228,559.80
40530	COMM	09661RAD3	BMWOT 0.48% MAT	Interest	08/25/2022	BMW VEHICLE			1,691.17	1,691.17
40530	COMM	09661RAD3	BMWOT 0.48% MAT	Redemption	08/25/2022	BMW VEHICLE		410,662.93		410,662.93
40539	COMM	3137BKGH7	FHLMCM 2.712%	Interest	08/25/2022	FHLMC Multi-Family			7,406.53	7,406.53
40539	COMM	3137BKGH7	FHLMCM 2.712%	Redemption	08/25/2022	FHLMC Multi-Family		116,018.89		116,018.89
40540	COMM	3137FUZN7	FHLMCM 0.526%	Interest	08/25/2022	FHLMC Multi-Family			952.15	952.15
40540	COMM	3137FUZN7	FHLMCM 0.526%	Redemption	08/25/2022	FHLMC Multi-Family		639,371.12		639,371.12
40541	COMM	3138L7CU8	FNMAM 2.95% MAT	Interest	08/25/2022	FNMA Multi-Family			48,362.09	48,362.09
40541	COMM	3138L7CU8	FNMAM 2.95% MAT	Redemption	08/25/2022	FNMA Multi-Family		39,489.14		39,489.14
40630	COMM	3138LJWY2	FHLMCM 2.8% MAT	Interest	08/25/2022	FHLMC Multi-Family			31,070.63	31,070.63

**SANTA CLARA COUNTY INVESTMENTS**  
**Transaction Activity Report**  
**Sorted by Transaction Date - Transaction Date**

Investment #	Fund	CUSIP	Inv Descrip	TransactionType	TransactionDate	Issuer	New Principal	Principal Paydowns	Interest	Total Cash
40630	COMM	3138LJWY2	FHLMCM 2.8% MAT	Redemption	08/25/2022	FHLMC Multi-Family		22,997.09		22,997.09
40638	COMM	3137BYLE8	FHLMCM 2.7% MAT	Interest	08/25/2022	FHLMC Multi-Family			14,962.50	14,962.50
40638	COMM	3137BYLE8	FHLMCM 2.7% MAT	Redemption	08/25/2022	FHLMC Multi-Family		209,290.18		209,290.18
40743	COMM	3136AY6S7	FNMAM FRN MAT	Interest	08/25/2022	FNMA Multi-Family			34,845.35	34,845.35
40743	COMM	3136AY6S7	FNMAM FRN MAT	Redemption	08/25/2022	FNMA Multi-Family		9,243.00		9,243.00
40784	COMM	3137F72W4	FHLMCM 0.39025%	Interest	08/25/2022	FHLMC Multi-Family			8,691.70	8,691.70
40784	COMM	3137F72W4	FHLMCM 0.39025%	Redemption	08/25/2022	FHLMC Multi-Family		787,755.79		787,755.79
40812	COMM	3132XFFH6	FHLMCM 0.77% MAT	Interest	08/25/2022	FHLMC Multi-Family			29,837.50	29,837.50
40812	COMM	3132XFFH6	FHLMCM 0.77% MAT	Redemption	08/25/2022	FHLMC Multi-Family		1,298,254.99		1,298,254.99
40905	COMM	3138LEC33	FNMAM 2.38% MAT	Interest	08/25/2022	FNMA Multi-Family			20,141.84	20,141.84
40905	COMM	3138LEC33	FNMAM 2.38% MAT	Redemption	08/25/2022	FNMA Multi-Family		14,025.10		14,025.10
40976	COMM	3137FATE8	FHLMCM 2.982%	Interest	08/25/2022	FHLMC Multi-Family			74,550.00	74,550.00
40976	COMM	3137FATE8	FHLMCM 2.982%	Redemption	08/25/2022	FHLMC Multi-Family		1,368,843.36		1,368,843.36
40983	COMM	3137FF3W5	FHLMCM 0.602%	Interest	08/25/2022	FHLMC Multi-Family			2,057.06	2,057.06
40983	COMM	3137FF3W5	FHLMCM 0.602%	Redemption	08/25/2022	FHLMC Multi-Family		12,542.35		12,542.35
40990	COMM	05591RAC8	BMWLT 0.29% MAT	Interest	08/25/2022	BMW VEHICLE			2,593.56	2,593.56
40990	COMM	05591RAC8	BMWLT 0.29% MAT	Redemption	08/25/2022	BMW VEHICLE		1,272,059.30		1,272,059.30
41026	COMM	3137BVYN0	FHLMCM 3.035%	Interest	08/25/2022	FHLMC Multi-Family			20,497.99	20,497.99
41026	COMM	3137BVYN0	FHLMCM 3.035%	Redemption	08/25/2022	FHLMC Multi-Family		1,177,126.72		1,177,126.72
41131	COMM	3137BYLE8	FHLMCM 2.7% MAT	Interest	08/25/2022	FHLMC Multi-Family			11,250.00	11,250.00
41131	COMM	3137BYLE8	FHLMCM 2.7% MAT	Redemption	08/25/2022	FHLMC Multi-Family		156,462.31		156,462.31
41133	COMM	3137FYZG4	FHLMCM 0.861%	Interest	08/25/2022	FHLMC Multi-Family			5,014.36	5,014.36
41133	COMM	3137FYZG4	FHLMCM 0.861%	Redemption	08/25/2022	FHLMC Multi-Family		804.23		804.23
41164	COMM	3137FPJ55	FHLMCM 2.606%	Interest	08/25/2022	FHLMC Multi-Family			44,910.07	44,910.07
41164	COMM	3137FPJ55	FHLMCM 2.606%	Redemption	08/25/2022	FHLMC Multi-Family		873,741.99		873,741.99
41192	COMM	3137FBAB2	FHLMCM 3.038%	Interest	08/25/2022	FHLMC Multi-Family			25,316.67	25,316.67
41192	COMM	3137FBAB2	FHLMCM 3.038%	Redemption	08/25/2022	FHLMC Multi-Family		65,399.70		65,399.70
41200	COMM	3140HWXG2	FNMAM 2.47% MAT	Interest	08/25/2022	FNMA Multi-Family			10,147.63	10,147.63
41200	COMM	3140HWXG2	FNMAM 2.47% MAT	Redemption	08/25/2022	FNMA Multi-Family		7,486.55		7,486.55
41222	COMM	3137H14A1	FHLMCM 0.854%	Interest	08/25/2022	FHLMC Multi-Family			13,717.31	13,717.31
41222	COMM	3137H14A1	FHLMCM 0.854%	Redemption	08/25/2022	FHLMC Multi-Family		30,231.86		30,231.86
41228	COMM	3136AUG21	FNMAM 2.49552%	Interest	08/25/2022	FNMA Multi-Family			42,526.22	42,526.22
41228	COMM	3136AUG21	FNMAM 2.49552%	Redemption	08/25/2022	FNMA Multi-Family		490,447.25		490,447.25
41319	COMM	3132XFD47	FHLMCM 2.1% MAT	Interest	08/25/2022	FHLMC Multi-Family			27,125.00	27,125.00
41319	COMM	3132XFD47	FHLMCM 2.1% MAT	Redemption	08/25/2022	FHLMC Multi-Family		367,991.78		367,991.78
41368	COMM	09690AAD5	BMWLT 0.43% MAT	Interest	08/25/2022	BMW VEHICLE			9,316.66	9,316.66
41368	COMM	09690AAD5	BMWLT 0.43% MAT	Redemption	08/25/2022	BMW VEHICLE		880,786.08		880,786.08
41491	COMM	3138LNKZ3	FNMAM 3.44% MAT	Interest	08/25/2022	FNMA Multi-Family			7,742.67	7,742.67
41491	COMM	3138LNKZ3	FNMAM 3.44% MAT	Redemption	08/25/2022	FNMA Multi-Family		3,424.55		3,424.55
41524	COMM	3133LJAN1	FHLM 1.5% MAT	Interest	08/25/2022	FHLMC Single Family			17,883.36	17,883.36

**SANTA CLARA COUNTY INVESTMENTS**  
**Transaction Activity Report**  
**Sorted by Transaction Date - Transaction Date**

Investment #	Fund	CUSIP	Inv Descrip	TransactionType	TransactionDate	Issuer	New Principal	Principal Paydowns	Interest	Total Cash
41524	COMM	3133LJAN1	FHLM 1.5% MAT	Redemption	08/25/2022	FHLMC Single Family		191,581.76		191,581.76
41525	COMM	3140QMQJ6	FNMAP 1.5% MAT	Interest	08/25/2022	FNMA Single Family			16,392.76	16,392.76
41525	COMM	3140QMQJ6	FNMAP 1.5% MAT	Redemption	08/25/2022	FNMA Single Family	195,785.85			195,785.85
41526	COMM	3140XDHF6	FNMAP 1.5% MAT	Interest	08/25/2022	FNMA Single Family			29,389.17	29,389.17
41526	COMM	3140XDHF6	FNMAP 1.5% MAT	Redemption	08/25/2022	FNMA Single Family	310,339.74			310,339.74
41675	COMM	3133LPUA3	FHLMC 1.5% MAT	Interest	08/25/2022	FHLMC Single Family			25,417.02	25,417.02
41675	COMM	3133LPUA3	FHLMC 1.5% MAT	Redemption	08/25/2022	FHLMC Single Family	217,133.62			217,133.62
41676	COMM	31418EAD2	FNMAP 1.5% MAT	Interest	08/25/2022	FNMA Single Family			22,692.15	22,692.15
41676	COMM	31418EAD2	FNMAP 1.5% MAT	Redemption	08/25/2022	FNMA Single Family	262,472.00			262,472.00
41765	COMM	05601XAC3	BMW VEHICLE	Interest	08/25/2022	BMW VEHICLE			14,895.84	14,895.84
41765	COMM	05601XAC3	BMW VEHICLE	Redemption	08/25/2022	BMW VEHICLE	519,049.31			519,049.31
41791	COMM	3137FQ3Y7	FHLMCM 2.19% MAT	Interest	08/25/2022	FHLMC Multi-Family			35,540.90	35,540.90
41791	COMM	3137FQ3Y7	FHLMCM 2.19% MAT	Redemption	08/25/2022	FHLMC Multi-Family	50,026.47			50,026.47
41803	COMM	3137BEVH4	FHLMC REMIC	Interest	08/25/2022	FHLMC Multi-Family			34,705.70	34,705.70
41803	COMM	3137BEVH4	FHLMC REMIC	Redemption	08/25/2022	FHLMC Multi-Family	545,057.91			545,057.91
41854	COMM	3138LDLP6	FNMA 2.75% MAT	Interest	08/25/2022	FNMA Multi-Family			25,478.50	25,478.50
41854	COMM	3138LDLP6	FNMA 2.75% MAT	Redemption	08/25/2022	FNMA Multi-Family	15,780.05			15,780.05
41892	COMM	3137H6LT0	FHLMCM 1.946%	Interest	08/25/2022	FHLMC Multi-Family			51,603.33	51,603.33
41892	COMM	3137H6LT0	FHLMCM 1.946%	Redemption	08/25/2022	FHLMC Multi-Family	44,416.32			44,416.32
42039	COMM	3138LCT54	FNMA 3.1% MAT	Interest	08/25/2022	FNMA Multi-Family			93,430.55	93,430.55
42039	COMM	3138LCT54	FNMA 3.1% MAT	Redemption	08/25/2022	FNMA Multi-Family	971,393.13			971,393.13
42046	COMM	3137H73W1	FHLMCM 2.75% MAT	Interest	08/25/2022	FHLMC Multi-Family			50,245.29	50,245.29
42046	COMM	3137H73W1	FHLMCM 2.75% MAT	Redemption	08/25/2022	FHLMC Multi-Family	23,698.18			23,698.18
42093	COMM	3137F1G44	FHLMCM 3.243%	Interest	08/25/2022	FHLMC Multi-Family			94,587.50	94,587.50
42093	COMM	3137F1G44	FHLMCM 3.243%	Redemption	08/25/2022	FHLMC Multi-Family	742,145.13			742,145.13
42099	COMM	3137BXQY1	FHLMCM 3.224%	Interest	08/25/2022	FHLMC Multi-Family			107,466.68	107,466.68
42099	COMM	3137BXQY1	FHLMCM 3.224%	Redemption	08/25/2022	FHLMC Multi-Family	859,103.56			859,103.56
42110	COMM	3137F2LJ3	FHLMCM 3.117%	Interest	08/25/2022	FHLMC Multi-Family			90,912.50	90,912.50
42110	COMM	3137F2LJ3	FHLMCM 3.117%	Redemption	08/25/2022	FHLMC Multi-Family	716,370.03			716,370.03
42111	COMM	3138LDYK3	FNMA 2.55% MAT	Interest	08/25/2022	FNMA NOTES			87,045.30	87,045.30
42111	COMM	3138LDYK3	FNMA 2.55% MAT	Redemption	08/25/2022	FNMA NOTES	80,913.15			80,913.15
42112	COMM	3138LFUJ5	FNMA 2.47% MAT	Interest	08/25/2022	FNMA Multi-Family			42,538.89	42,538.89
42112	COMM	3138LFUJ5	FNMA 2.47% MAT	Redemption	08/25/2022	FNMA Multi-Family	461,302.05			461,302.05
42115	WK	3137F2LJ3	FHLMCM 3.117%	Interest	08/25/2022	FHLMC Multi-Family			2,597.50	2,597.50
42115	WK	3137F2LJ3	FHLMCM 3.117%	Redemption	08/25/2022	FHLMC Multi-Family	20,450.11			20,450.11
42120	COMM	3136AK2F9	FNMA 3.39768%	Interest	08/25/2022	FNMA Multi-Family			112,520.13	112,520.13
42120	COMM	3136AK2F9	FNMA 3.39768%	Redemption	08/25/2022	FNMA Multi-Family	64,463.90			64,463.90
42133	COMM	3138LD5W9	FNMA 2.625% MAT	Interest	08/25/2022	FNMA Multi-Family			32,812.50	32,812.50
42133	COMM	3138LD5W9	FNMA 2.625% MAT	Redemption	08/25/2022	FNMA Multi-Family	369,957.10			369,957.10
42137	COMM	3138LD5W9	FNMA 2.625% MAT	Interest	08/25/2022	FNMA Multi-Family			32,812.50	32,812.50

**SANTA CLARA COUNTY INVESTMENTS**  
**Transaction Activity Report**  
 Sorted by Transaction Date - Transaction Date

Investment #	Fund	CUSIP	Inv Descrip	TransactionType	TransactionDate	Issuer	New Principal	Principal Paydowns	Interest	Total Cash
42137	COMM	3138LD5W9	FNMAM 2.625% MAT	Redemption	08/25/2022	FNMA Multi-Family		369,424.19		369,424.19
42150	COMM	3137F1G44	FHLMCM 3.243%	Interest	08/25/2022	FHLMC Multi-Family			54,050.00	54,050.00
42150	COMM	3137F1G44	FHLMCM 3.243%	Redemption	08/25/2022	FHLMC Multi-Family		419,273.69		419,273.69
42151	COMM	3138LEC82	FNMAM 2.57% MAT	Interest	08/25/2022	FNMA Multi-Family			44,261.11	44,261.11
42151	COMM	3138LEC82	FNMAM 2.57% MAT	Redemption	08/25/2022	FNMA Multi-Family		484,696.58		484,696.58
42183	COMM	05602RAD3	BMWOT 3.21% MAT	Interest	08/25/2022	BMW VEHICLE			37,450.00	37,450.00
42183	COMM	05602RAD3	BMWOT 3.21% MAT	Redemption	08/25/2022	BMW VEHICLE		274,650.44		274,650.44
42187	COMM	3137F4CY6	FHLMCM 2.92% MAT	Interest	08/25/2022	FHLMC Multi-Family			60,660.28	60,660.28
42187	COMM	3137F4CY6	FHLMCM 2.92% MAT	Redemption	08/25/2022	FHLMC Multi-Family		9,805.50		9,805.50
42188	COMM	3140HV6S8	FNMAM 2.19% MAT	Interest	08/25/2022	FNMA Multi-Family			56,575.00	56,575.00
42188	COMM	3140HV6S8	FNMAM 2.19% MAT	Redemption	08/25/2022	FNMA Multi-Family		677,616.55		677,616.55
42205	COMM	3137FMD25	FHLMCM 2.875%	Interest	08/25/2022	FHLMC Multi-Family			47,772.91	47,772.91
42205	COMM	3137FMD25	FHLMCM 2.875%	Redemption	08/25/2022	FHLMC Multi-Family		506,997.12		506,997.12
42233	WK	3137BRQK4	FHLMCM 2.624%	Interest	08/25/2022	FHLMC Multi-Family			4,373.33	4,373.33
42233	WK	3137BRQK4	FHLMCM 2.624%	Redemption	08/25/2022	FHLMC Multi-Family		47,163.18		47,163.18
42234	COMM	3138LD5W9	FNMAM 2.625% MAT	Interest	08/25/2022	FNMA Multi-Family			17,500.00	17,500.00
42234	COMM	3138LD5W9	FNMAM 2.625% MAT	Redemption	08/25/2022	FNMA Multi-Family		199,094.71		199,094.71
<b>Totals for 08/25/2022</b>							<b>269,985,683.35</b>	<b>298,750,039.01</b>	<b>3,039,015.10</b>	<b>31,803,370.76</b>
42508	COMM	16536JHV2	CHES DISC NOTE	Purchase	08/26/2022	CHESHAM FINANCE	74,985,625.00			-74,985,625.00
42509	COMM	5148X1HV8	LANDES DISC NOTE	Purchase	08/26/2022	LANDES	124,976,041.67			-124,976,041.67
42510	COMM	63873KHV2	NATXNY DISC NOTE	Purchase	08/26/2022	Natixis NY Branch	49,990,416.67			-49,990,416.67
41607	COMM	06417MTS4	BANK NOVA SCOTIA	Redemption	08/26/2022	BANK OF NOVA		50,000,000.00		50,000,000.00
41614	COMM	13609CHS3	CANIBC ZERO CPN	Redemption	08/26/2022	Canadian Imperial Ho		30,000,000.00		30,000,000.00
42504	COMM	16536JHS9	CHES DISC NOTE	Redemption	08/26/2022	CHESHAM FINANCE		75,000,000.00		75,000,000.00
42506	COMM	5148X1HS5	LANDES DISC NOTE	Redemption	08/26/2022	LANDES		125,000,000.00		125,000,000.00
42507	COMM	63873KHS9	NATXNY DISC NOTE	Redemption	08/26/2022	Natixis NY Branch		50,000,000.00		50,000,000.00
40575	COMM	3136G4X40	FEDERAL NATL MTG	Interest	08/26/2022	FNMA NOTES			37,920.00	37,920.00
41607	COMM	06417MTS4	BANK NOVA SCOTIA	Interest	08/26/2022	BANK OF NOVA			112,083.35	112,083.35
41640	COMM	3130AKZ25	FEDERAL HOME	Interest	08/26/2022	FHLB NOTES			59,475.00	59,475.00
<b>Totals for 08/26/2022</b>							<b>249,952,083.34</b>	<b>330,000,000.00</b>	<b>209,478.35</b>	<b>80,257,395.01</b>
42511	COMM	16536JHW0	CHES DISC NOTE	Purchase	08/29/2022	CHESHAM FINANCE	74,995,208.34			-74,995,208.34
42512	COMM	5148X1HW6	LANDES DISC NOTE	Purchase	08/29/2022	LANDES	124,992,013.90			-124,992,013.90
42513	COMM	63873KHV0	NATXNY DISC NOTE	Purchase	08/29/2022	Natixis NY Branch	49,996,805.56			-49,996,805.56
42325	COMM	313385D78	FHDN DISC NOTE	Redemption	08/29/2022	FHLB DISCOUNT		50,000,000.00		50,000,000.00
42508	COMM	16536JHV2	CHES DISC NOTE	Redemption	08/29/2022	CHESHAM FINANCE		75,000,000.00		75,000,000.00
42509	COMM	5148X1HV8	LANDES DISC NOTE	Redemption	08/29/2022	LANDES		125,000,000.00		125,000,000.00
42510	COMM	63873KHV2	NATXNY DISC NOTE	Redemption	08/29/2022	Natixis NY Branch		50,000,000.00		50,000,000.00
41475	COMM	3130ANYM6	FEDERAL HOME	Interest	08/29/2022	FHLB NOTES			15,625.00	15,625.00
41941	COMM	3130ARHG9	FEDERAL HOME	Interest	08/29/2022	FHLB NOTES			225,781.25	225,781.25

**SANTA CLARA COUNTY INVESTMENTS**  
**Transaction Activity Report**  
**Sorted by Transaction Date - Transaction Date**

Investment #	Fund	CUSIP	Inv Descrip	TransactionType	TransactionDate	Issuer	New Principal	Principal Paydowns	Interest	Total Cash
<b>Totals for 08/29/2022</b>							<b>249,984,027.80</b>	<b>300,000,000.00</b>	<b>241,406.25</b>	<b>50,257,378.45</b>
42514	COMM	16536JHX8	CHES DISC NOTE	Purchase	08/30/2022	CHESHAM FINANCE	74,995,208.34			-74,995,208.34
42515	COMM	5148X1HX4	LANDES DISC NOTE	Purchase	08/30/2022	LANDES	124,992,013.90			-124,992,013.90
42516	COMM	63873KHX8	NATXNY DISC NOTE	Purchase	08/30/2022	Natixis NY Branch	49,996,805.56			-49,996,805.56
42511	COMM	16536JHW0	CHES DISC NOTE	Redemption	08/30/2022	CHESHAM FINANCE		75,000,000.00		75,000,000.00
42512	COMM	5148X1HW6	LANDES DISC NOTE	Redemption	08/30/2022	LANDES		125,000,000.00		125,000,000.00
42513	COMM	63873KHW0	NATXNY DISC NOTE	Redemption	08/30/2022	Natixis NY Branch		50,000,000.00		50,000,000.00
<b>Totals for 08/30/2022</b>							<b>249,984,027.80</b>	<b>250,000,000.00</b>		<b>15,972.20</b>
42517	COMM	16536JJ16	CHES DISC NOTE	Purchase	08/31/2022	CHESHAM FINANCE	74,995,208.34			-74,995,208.34
41303	COMM	13606CVT8	CANADIAN	Redemption	08/31/2022	CANADIAN IMP BK		50,000,000.00		50,000,000.00
41416	COMM	78012UU94	RBC 0.18% MAT	Redemption	08/31/2022	ROYAL BANK OF		50,000,000.00		50,000,000.00
41606	COMM	86959RVF4	SVENSKA	Redemption	08/31/2022	Svenska		50,000,000.00		50,000,000.00
41957	COMM	02314QHX0	AMZN DISC NOTE	Redemption	08/31/2022	Amazon		75,000,000.00		75,000,000.00
42514	COMM	16536JHX8	CHES DISC NOTE	Redemption	08/31/2022	CHESHAM FINANCE		75,000,000.00		75,000,000.00
42515	COMM	5148X1HX4	LANDES DISC NOTE	Redemption	08/31/2022	LANDES		125,000,000.00		125,000,000.00
42516	COMM	63873KHX8	NATXNY DISC NOTE	Redemption	08/31/2022	Natixis NY Branch		50,000,000.00		50,000,000.00
41011	COMM	91282CAJ0	UNITED STATES	Interest	08/31/2022	U.S. TREASURY			37,500.00	37,500.00
41067	COMM	91282CAJ0	UNITED STATES	Interest	08/31/2022	U.S. TREASURY			37,500.00	37,500.00
41303	COMM	13606CVT8	CANADIAN	Interest	08/31/2022	CANADIAN IMP BK			105,000.00	105,000.00
41416	COMM	78012UU94	RBC 0.18% MAT	Interest	08/31/2022	ROYAL BANK OF			83,750.00	83,750.00
41517	COMM	91282CAJ0	UNITED STATES	Interest	08/31/2022	U.S. TREASURY			37,500.00	37,500.00
41606	COMM	86959RVF4	SVENSKA	Interest	08/31/2022	Svenska			120,312.50	120,312.50
41613	COMM	9128282D1	UNITED STATES	Interest	08/31/2022	U.S. TREASURY			275,000.00	275,000.00
41656	COMM	912828YD6	UNITED STATES	Interest	08/31/2022	U.S. TREASURY			275,000.00	275,000.00
41658	COMM	912828P79	UNITED STATES	Interest	08/31/2022	U.S. TREASURY			300,000.00	300,000.00
42335	SJE	60934N666	FTFXX 0.0%	Interest	08/31/2022	FEDERATED TAX			18,190.28	18,190.28
42335	SJE	60934N666	FTFXX 0.0%	Purchase	08/31/2022	FEDERATED TAX	18,190.28			-18,190.28
<b>Totals for 08/31/2022</b>							<b>75,013,398.62</b>	<b>475,000,000.00</b>	<b>1,289,752.78</b>	<b>401,276,354.16</b>
42518	COMM	16536JJ24	CHES DISC NOTE	Purchase	09/01/2022	CHESHAM FINANCE	74,995,208.34			-74,995,208.34
42519	COMM	5148X1J20	LANDES DISC NOTE	Purchase	09/01/2022	LANDES	124,992,013.90			-124,992,013.90
42520	COMM	63873KJ24	NATXNY DISC NOTE	Purchase	09/01/2022	Natixis NY Branch	49,996,805.56			-49,996,805.56
41281	COMM	13606CVB7	CANADIAN	Redemption	09/01/2022	CANADIAN IMP BK		50,000,000.00		50,000,000.00
42517	COMM	16536JJ16	CHES DISC NOTE	Redemption	09/01/2022	CHESHAM FINANCE		75,000,000.00		75,000,000.00
40063	SJE	677522Q80	OHIO ST,	Interest	09/01/2022	OHIO ST			12,500.00	12,500.00
41281	COMM	13606CVB7	CANADIAN	Interest	09/01/2022	CANADIAN IMP BK			108,888.90	108,888.90
41342	COMM	59217GKE1	MET LI 0.45% MAT	Interest	09/01/2022	MET LIFE GLOBAL			22,034.25	22,034.25
41869	COMM	3133ENQD5	FEDERAL FARM CR	Interest	09/01/2022	FFCB NOTES			75,950.00	75,950.00
41870	COMM	3133ENQD5	FEDERAL FARM CR	Interest	09/01/2022	FFCB NOTES			108,500.00	108,500.00
41871	COMM	3133ENQD5	FEDERAL FARM CR	Interest	09/01/2022	FFCB NOTES			108,500.00	108,500.00

**SANTA CLARA COUNTY INVESTMENTS**  
**Transaction Activity Report**  
 Sorted by Transaction Date - Transaction Date

Investment #	Fund	CUSIP	Inv Descrip	TransactionType	TransactionDate	Issuer	New Principal	Principal Paydowns	Interest	Total Cash
<b>Totals for 09/01/2022</b>							<b>249,984,027.80</b>	<b>125,000,000.00</b>	<b>436,373.15</b>	<b>-124,547,654.65</b>
42521	COMM	16536JJ65	CHES DISC NOTE	Purchase	09/02/2022	CHESHAM FINANCE	74,980,833.33			-74,980,833.33
42522	COMM	5148X1J61	LANDES DISC NOTE	Purchase	09/02/2022	LANDES	124,968,055.55			-124,968,055.55
42523	COMM	63873KJ65	NATXNY DISC NOTE	Purchase	09/02/2022	Natixis NY Branch	49,987,222.22			-49,987,222.22
41635	COMM	06054PJ23	BOFA ZERO CPN	Redemption	09/02/2022	BANK OF AMERICA		50,000,000.00		50,000,000.00
42518	COMM	16536JJ24	CHES DISC NOTE	Redemption	09/02/2022	CHESHAM FINANCE		75,000,000.00		75,000,000.00
42519	COMM	5148X1J20	LANDES DISC NOTE	Redemption	09/02/2022	LANDES		125,000,000.00		125,000,000.00
42520	COMM	63873KJ24	NATXNY DISC NOTE	Redemption	09/02/2022	Natixis NY Branch		50,000,000.00		50,000,000.00
40793	COMM	3133EMJH6	FEDERAL FARMS	Interest	09/02/2022	FFCB NOTES			278,000.00	278,000.00
41627	COMM	63873QRK2	NATXNY BRANCH	Interest	09/02/2022	Natixis NY Branch			110,361.10	110,361.10
34292	COMM	SYS34292	MSTI 0.0%	Interest	09/02/2022	MORGAN STANLEY			3.41	3.41
34292	COMM	SYS34292	MSTI 0.0%	Purchase	09/02/2022	MORGAN STANLEY	3.41			-3.41
37590	COMM	SYS37590	JPM TE 0.44%	Interest	09/02/2022	JP MORGAN US			38.09	38.09
37590	COMM	SYS37590	JPM TE 0.44%	Purchase	09/02/2022	JP MORGAN US	38.09			-38.09
40461	COMM	SYS40461	DGCXX 0.0%	Interest	09/02/2022	DREYFUS			10.71	10.71
40461	COMM	SYS40461	DGCXX 0.0%	Purchase	09/02/2022	DREYFUS	10.71			-10.71
<b>Totals for 09/02/2022</b>							<b>249,936,163.31</b>	<b>300,000,000.00</b>	<b>388,413.31</b>	<b>50,452,250.00</b>
42524	COMM	16536JJ73	CHES DISC NOTE	Purchase	09/06/2022	CHESHAM FINANCE	74,995,208.34			-74,995,208.34
42525	COMM	5148X1J79	LANDES DISC NOTE	Purchase	09/06/2022	LANDES	124,992,013.90			-124,992,013.90
42526	COMM	63873KJ73	NATXNY DISC NOTE	Purchase	09/06/2022	Natixis NY Branch	49,996,805.56			-49,996,805.56
40454	COMM	166764AB6	CHEVRON CORP	Redemption	09/06/2022	CHEVRON CORP.		23,716,271.44		23,716,271.44
40454	COMM	166764AB6	CHEVRON CORP	Cap G/L	09/06/2022	CHEVRON CORP.		-398,271.44		-398,271.44
41877	COMM	17327BJ63	CITIGR ZERO CPN	Redemption	09/06/2022	CITIGROUP GLOBAL		12,000,000.00		12,000,000.00
42521	COMM	16536JJ65	CHES DISC NOTE	Redemption	09/06/2022	CHESHAM FINANCE		75,000,000.00		75,000,000.00
42522	COMM	5148X1J61	LANDES DISC NOTE	Redemption	09/06/2022	LANDES		125,000,000.00		125,000,000.00
42523	COMM	63873KJ65	NATXNY DISC NOTE	Redemption	09/06/2022	Natixis NY Branch		50,000,000.00		50,000,000.00
39105	COMM	3133EJY60	FEDERAL FARM CR	Interest	09/06/2022	FFCB NOTES			188,750.00	188,750.00
40454	COMM	166764AB6	CHEVRON CORP	Interest	09/06/2022	CHEVRON CORP.			137,284.73	137,284.73
40505	COMM	30231GAF9	EXXON MOBIL	Interest	09/06/2022	EXXON MOBIL			67,725.00	67,725.00
40568	COMM	3133EL5S9	FEDERAL FARM CR	Interest	09/06/2022	FFCB NOTES			48,000.00	48,000.00
41278	COMM	3130ALEY6	FEDERAL HOME	Interest	09/06/2022	FHLB NOTES			98,920.00	98,920.00
<b>Totals for 09/06/2022</b>							<b>249,984,027.80</b>	<b>285,318,000.00</b>	<b>540,679.73</b>	<b>35,874,651.93</b>
42527	COMM	16536JJ81	CHES DISC NOTE	Purchase	09/07/2022	CHESHAM FINANCE	74,995,208.25			-74,995,208.25
42528	COMM	5148X1J87	LANDES DISC NOTE	Purchase	09/07/2022	LANDES	124,992,013.75			-124,992,013.75
42529	COMM	63873KJ81	NATXNY DISC NOTE	Purchase	09/07/2022	Natixis NY Branch	49,996,777.78			-49,996,777.78
42524	COMM	16536JJ73	CHES DISC NOTE	Redemption	09/07/2022	CHESHAM FINANCE		75,000,000.00		75,000,000.00
42525	COMM	5148X1J79	LANDES DISC NOTE	Redemption	09/07/2022	LANDES		125,000,000.00		125,000,000.00
42526	COMM	63873KJ73	NATXNY DISC NOTE	Redemption	09/07/2022	Natixis NY Branch		50,000,000.00		50,000,000.00

**SANTA CLARA COUNTY INVESTMENTS**  
**Transaction Activity Report**  
 Sorted by Transaction Date - Transaction Date

Investment #	Fund	CUSIP	Inv Descrip	TransactionType	TransactionDate	Issuer	New Principal	Principal Paydowns	Interest	Total Cash
<b>Totals for 09/07/2022</b>							<b>249,983,999.78</b>	<b>250,000,000.00</b>		<b>16,000.22</b>
42530	COMM	16536JJ99	CHES DISC NOTE	Purchase	09/08/2022	CHESHAM FINANCE	74,995,208.34			-74,995,208.34
42531	COMM	5148X1J95	LANDES DISC NOTE	Purchase	09/08/2022	LANDES	124,992,013.90			-124,992,013.90
42532	COMM	63873KJ99	NATXNY DISC NOTE	Purchase	09/08/2022	Natixis NY Branch	49,996,805.56			-49,996,805.56
41655	COMM	79583TJ89	SALVAA ZERO CPN	Redemption	09/08/2022	SALVATION ARMY		36,710,000.00		36,710,000.00
42527	COMM	16536JJ81	CHES DISC NOTE	Redemption	09/08/2022	CHESHAM FINANCE		75,000,000.00		75,000,000.00
42528	COMM	5148X1J87	LANDES DISC NOTE	Redemption	09/08/2022	LANDES		125,000,000.00		125,000,000.00
42529	COMM	63873KJ81	NATXNY DISC NOTE	Redemption	09/08/2022	Natixis NY Branch		50,000,000.00		50,000,000.00
39362	COMM	3130AB3H7	FEDERAL HOME	Interest	09/08/2022	FHLB NOTES			169,218.75	169,218.75
39936	COMM	3130A3DL5	FEDERAL HOME	Interest	09/08/2022	FHLB NOTES			118,037.50	118,037.50
40571	COMM	3137EAEW5	FEDERAL HOME LN	Interest	09/08/2022	FHLMC NOTES			43,750.00	43,750.00
40576	COMM	3137EAEW5	FEDERAL HOME LN	Interest	09/08/2022	FHLMC NOTES			25,000.00	25,000.00
40811	COMM	3133EMJV5	FFCB FLOAT MAT	Interest	09/08/2022	FFCB NOTES			218,262.50	218,262.50
<b>Totals for 09/08/2022</b>							<b>249,984,027.80</b>	<b>286,710,000.00</b>	<b>574,268.75</b>	<b>37,300,240.95</b>
42533	COMM	16536JJC2	CHES DISC NOTE	Purchase	09/09/2022	CHESHAM FINANCE	74,985,625.00			-74,985,625.00
42534	COMM	5148X1JC8	LANDES DISC NOTE	Purchase	09/09/2022	LANDES	124,976,041.67			-124,976,041.67
42535	COMM	63873KJC2	NATXNY DISC NOTE	Purchase	09/09/2022	Natixis NY Branch	49,990,416.67			-49,990,416.67
42542	COMM	931142EW9	WALMART INC, SR	Purchase	09/09/2022	WALMART	19,986,000.00			-19,986,000.00
42530	COMM	16536JJ99	CHES DISC NOTE	Redemption	09/09/2022	CHESHAM FINANCE		75,000,000.00		75,000,000.00
42531	COMM	5148X1J95	LANDES DISC NOTE	Redemption	09/09/2022	LANDES		125,000,000.00		125,000,000.00
42532	COMM	63873KJ99	NATXNY DISC NOTE	Redemption	09/09/2022	Natixis NY Branch		50,000,000.00		50,000,000.00
40581	COMM	3133EL6E9	FEDERAL FARM CR	Interest	09/09/2022	FFCB NOTES			31,500.00	31,500.00
<b>Totals for 09/09/2022</b>							<b>269,938,083.34</b>	<b>250,000,000.00</b>	<b>31,500.00</b>	<b>-19,906,583.34</b>
42536	COMM	16536JJD0	CHES DISC NOTE	Purchase	09/12/2022	CHESHAM FINANCE	74,995,208.34			-74,995,208.34
42537	COMM	5148X1JD6	LANDES DISC NOTE	Purchase	09/12/2022	LANDES	124,992,013.90			-124,992,013.90
42538	COMM	63873KJD0	NATXNY DISC NOTE	Purchase	09/12/2022	Natixis NY Branch	49,996,805.56			-49,996,805.56
39831	COMM	037833DL1	APPLE INC, SR GLBL	Redemption	09/12/2022	APPLE INC		7,000,000.00		7,000,000.00
42533	COMM	16536JJC2	CHES DISC NOTE	Redemption	09/12/2022	CHESHAM FINANCE		75,000,000.00		75,000,000.00
42534	COMM	5148X1JC8	LANDES DISC NOTE	Redemption	09/12/2022	LANDES		125,000,000.00		125,000,000.00
42535	COMM	63873KJC2	NATXNY DISC NOTE	Redemption	09/12/2022	Natixis NY Branch		50,000,000.00		50,000,000.00
39831	COMM	037833DL1	APPLE INC, SR GLBL	Interest	09/12/2022	APPLE INC			59,500.00	59,500.00
40135	COMM	3133ELCS1	FEDERAL FARM CR	Interest	09/12/2022	FFCB NOTES			111,987.50	111,987.50
41408	COMM	3133EM4X7	FEDERAL FARM CR	Interest	09/12/2022	FFCB NOTES			51,184.00	51,184.00
41509	COMM	3130A8ZQ9	FEDERAL HOME	Interest	09/12/2022	FHLB NOTES			175,000.00	175,000.00
41209	COMM	14687TAC1	CRVNA 0.49% MAT	Interest	09/12/2022	Carvana Auto			6,125.00	6,125.00
41209	COMM	14687TAC1	CRVNA 0.49% MAT	Redemption	09/12/2022	Carvana Auto		382,982.03		382,982.03
41406	COMM	14687JAD1	CRVNA 0.38% MAT	Interest	09/12/2022	Carvana Auto			1,653.55	1,653.55
41406	COMM	14687JAD1	CRVNA 0.38% MAT	Redemption	09/12/2022	Carvana Auto		695,255.29		695,255.29



**SANTA CLARA COUNTY INVESTMENTS**  
**Transaction Activity Report**  
**Sorted by Transaction Date - Transaction Date**

Investment #	Fund	CUSIP	Inv Descrip	TransactionType	TransactionDate	Issuer	New Principal	Principal Paydowns	Interest	Total Cash
<b>Totals for 09/12/2022</b>							<b>249,984,027.80</b>	<b>258,078,237.32</b>	<b>405,450.05</b>	<b>8,499,659.57</b>
42539	COMM	16536JJE8	CHES DISC NOTE	Purchase	09/13/2022	CHESHAM FINANCE	74,995,208.34			-74,995,208.34
42540	COMM	5148X1JE4	LANDES DISC NOTE	Purchase	09/13/2022	LANDES	124,992,013.90			-124,992,013.90
42541	COMM	63873KJE8	NATXNY DISC NOTE	Purchase	09/13/2022	Natixis NY Branch	49,996,805.56			-49,996,805.56
38878	COMM	3133EJZH5	FEDERAL FARM CR	Redemption	09/13/2022	FFCB NOTES		14,000,000.00		14,000,000.00
38879	WK	3133EJZH5	FEDERAL FARM CR	Redemption	09/13/2022	FFCB NOTES		1,000,000.00		1,000,000.00
42536	COMM	16536JJD0	CHES DISC NOTE	Redemption	09/13/2022	CHESHAM FINANCE		75,000,000.00		75,000,000.00
42537	COMM	5148X1JD6	LANDES DISC NOTE	Redemption	09/13/2022	LANDES		125,000,000.00		125,000,000.00
42538	COMM	63873KJD0	NATXNY DISC NOTE	Redemption	09/13/2022	Natixis NY Branch		50,000,000.00		50,000,000.00
38878	COMM	3133EJZH5	FEDERAL FARM CR	Interest	09/13/2022	FFCB NOTES			196,000.00	196,000.00
38879	WK	3133EJZH5	FEDERAL FARM CR	Interest	09/13/2022	FFCB NOTES			14,000.00	14,000.00
39852	COMM	3130A2UW4	FEDERAL HOME	Interest	09/13/2022	FHLB NOTES			143,750.00	143,750.00
39985	COMM	3130A2UW4	FEDERAL HOME	Interest	09/13/2022	FHLB NOTES			431,250.00	431,250.00
40501	COMM	3130A2UW4	FEDERAL HOME	Interest	09/13/2022	FHLB NOTES			71,875.00	71,875.00
41653	COMM	3133ENGX2	FFCB FRN MAT	Interest	09/13/2022	FFCB NOTES			49,086.11	49,086.11
42503	COMM	3130AFBC0	FEDERAL HOME	Interest	09/13/2022	FHLB NOTES			325,000.00	325,000.00
42503	COMM	3130AFBC0	FEDERAL HOME	Accr Int	09/13/2022	FHLB NOTES		290,694.44	-290,694.44	0.00
<b>Totals for 09/13/2022</b>							<b>249,984,027.80</b>	<b>265,290,694.44</b>	<b>940,266.67</b>	<b>16,246,933.31</b>
42543	COMM	16536JJF5	CHES DISC NOTE	Purchase	09/14/2022	CHESHAM FINANCE	74,995,208.34			-74,995,208.34
42544	COMM	5148X1JF1	LANDES DISC NOTE	Purchase	09/14/2022	LANDES	124,992,013.90			-124,992,013.90
42545	COMM	63873KJF5	NATXNY DISC NOTE	Purchase	09/14/2022	Natixis NY Branch	49,996,805.56			-49,996,805.56
42539	COMM	16536JJE8	CHES DISC NOTE	Redemption	09/14/2022	CHESHAM FINANCE		75,000,000.00		75,000,000.00
42540	COMM	5148X1JE4	LANDES DISC NOTE	Redemption	09/14/2022	LANDES		125,000,000.00		125,000,000.00
42541	COMM	63873KJE8	NATXNY DISC NOTE	Redemption	09/14/2022	Natixis NY Branch		50,000,000.00		50,000,000.00
41180	COMM	3133EMH70	FFCB FLOAT 0.04%	Interest	09/14/2022	FFCB NOTES			121,861.11	121,861.11
41365	COMM	3130ANVR8	FEDERAL HOME	Interest	09/14/2022	FHLB NOTES			120,000.00	120,000.00
<b>Totals for 09/14/2022</b>							<b>249,984,027.80</b>	<b>250,000,000.00</b>	<b>241,861.11</b>	<b>257,833.31</b>
42546	COMM	16536JJG3	CHES DISC NOTE	Purchase	09/15/2022	CHESHAM FINANCE	74,995,208.34			-74,995,208.34
42547	COMM	5148X1JG3	LANDES DISC NOTE	Purchase	09/15/2022	LANDES	124,992,013.90			-124,992,013.90
42548	COMM	63873KJG3	NATXNY DISC NOTE	Purchase	09/15/2022	Natixis NY Branch	49,996,805.56			-49,996,805.56
39586	COMM	14042WAC4	COPAR 2.51% MAT	Redemption	09/15/2022	Capital One Prime Au		0.07		0.07
42543	COMM	16536JJF5	CHES DISC NOTE	Redemption	09/15/2022	CHESHAM FINANCE		75,000,000.00		75,000,000.00
42544	COMM	5148X1JF1	LANDES DISC NOTE	Redemption	09/15/2022	LANDES		125,000,000.00		125,000,000.00
42545	COMM	63873KJF5	NATXNY DISC NOTE	Redemption	09/15/2022	Natixis NY Branch		50,000,000.00		50,000,000.00
39544	COMM	084670BR8	BERKSHIRE	Interest	09/15/2022	BERKSHIRE			228,580.00	228,580.00
39998	COMM	30231GAC6	EXXON MOBIL	Interest	09/15/2022	EXXON MOBIL			79,400.00	79,400.00
40080	COMM	084670BR8	BERKSHIRE	Interest	09/15/2022	BERKSHIRE			297,316.25	297,316.25
40848	COMM	3130AKK47	FHLB FLOAT MAT	Interest	09/15/2022	FHLB NOTES			224,687.52	224,687.52
41908	COMM	084664CZ2	BRK 2.3% MAT	Interest	09/15/2022	BERKSHIRE			460,000.00	460,000.00

**SANTA CLARA COUNTY INVESTMENTS**  
**Transaction Activity Report**  
 Sorted by Transaction Date - Transaction Date

Investment #	Fund	CUSIP	Inv Descrip	TransactionType	TransactionDate	Issuer	New Principal	Principal Paydowns	Interest	Total Cash
39578	COMM	65479HAC1	NAROT 2.5% MAT	Interest	09/15/2022	Nissan Auto Receivab			3,335.80	3,335.80
39578	COMM	65479HAC1	NAROT 2.5% MAT	Redemption	09/15/2022	Nissan Auto Receivab		674,637.70		674,637.70
39586	COMM	14042WAC4	COPAR 2.51% MAT	Interest	09/15/2022	Capital One Prime Au			226.25	226.25
39586	COMM	14042WAC4	COPAR 2.51% MAT	Redemption	09/15/2022	Capital One Prime Au		108,166.84		108,166.84
39586	COMM	14042WAC4	COPAR 2.51% MAT	Interest	09/15/2022	Capital One Prime Au				0.00
39586	COMM	14042WAC4	COPAR 2.51% MAT	Redemption	09/15/2022	Capital One Prime Au				0.00
39706	COMM	477870AC3	JDOT 2.21% MAT	Interest	09/15/2022	JOHN DEERE			1,229.26	1,229.26
39706	COMM	477870AC3	JDOT 2.21% MAT	Redemption	09/15/2022	JOHN DEERE		172,531.64		172,531.64
39777	COMM	43815NAC8	HAROT 1.78% MAT	Interest	09/15/2022	HONDA AUTO			1,197.97	1,197.97
39777	COMM	43815NAC8	HAROT 1.78% MAT	Redemption	09/15/2022	HONDA AUTO		315,134.06		315,134.06
39883	COMM	58769TAD7	MBART 1.93% MAT	Interest	09/15/2022	MERCEDES -BENZ			5,707.61	5,707.61
39883	COMM	58769TAD7	MBART 1.93% MAT	Redemption	09/15/2022	MERCEDES -BENZ		1,019,195.89		1,019,195.89
40017	COMM	44891JAC2	HART 1.94% MAT	Interest	09/15/2022	HYUNDAI AUTO			2,333.68	2,333.68
40017	COMM	44891JAC2	HART 1.94% MAT	Redemption	09/15/2022	HYUNDAI AUTO		486,167.53		486,167.53
40038	COMM	89233MAD5	TAOT 1.92% MAT	Interest	09/15/2022	TOYOTA AUTO REC			7,650.03	7,650.03
40038	COMM	89233MAD5	TAOT 1.92% MAT	Redemption	09/15/2022	TOYOTA AUTO REC		896,258.10		896,258.10
40134	COMM	02007TAC9	ALLY 1.84% MAT	Interest	09/15/2022	ALLY Auto			3,558.32	3,558.32
40134	COMM	02007TAC9	ALLY 1.84% MAT	Redemption	09/15/2022	ALLY Auto		505,851.31		505,851.31
40294	COMM	41284UAD6	HDMOT 1.87% MAT	Interest	09/15/2022	Harley-Davidson Moto			3,401.76	3,401.76
40294	COMM	41284UAD6	HDMOT 1.87% MAT	Redemption	09/15/2022	Harley-Davidson Moto		418,016.53		418,016.53
40336	COMM	161571HP2	CHAIT 1.53% MAT	Interest	09/15/2022	CHASE ISSUANCE			34,425.00	34,425.00
40336	COMM	161571HP2	CHAIT 1.53% MAT	Redemption	09/15/2022	CHASE ISSUANCE		1,048,439.09		1,048,439.09
40340	COMM	14043MAC5	COPAR 1.6% MAT	Interest	09/15/2022	Capital One Prime Au			13,980.75	13,980.75
40340	COMM	14043MAC5	COPAR 1.6% MAT	Redemption	09/15/2022	Capital One Prime Au		1,104,634.05		1,104,634.05
40515	COMM	58769VAC4	MBART 0.55% MAT	Interest	09/15/2022	MERCEDES -BENZ			1,181.83	1,181.83
40515	COMM	58769VAC4	MBART 0.55% MAT	Redemption	09/15/2022	MERCEDES -BENZ		242,163.90		242,163.90
40533	COMM	47787NAC3	JDOT 0.51% MAT	Interest	09/15/2022	JOHN DEERE			1,028.55	1,028.55
40533	COMM	47787NAC3	JDOT 0.51% MAT	Redemption	09/15/2022	JOHN DEERE		183,377.78		183,377.78
40930	COMM	89240BAC2	TOYOTA AUTO	Interest	09/15/2022	TOYOTA AUTO REC			3,039.18	3,039.18
40930	COMM	89240BAC2	TOYOTA AUTO	Redemption	09/15/2022	TOYOTA AUTO REC		927,292.46		927,292.46
40937	COMM	98164EAC9	WOART 0.3% MAT	Interest	09/15/2022	World Omni Auto Rec'			3,326.95	3,326.95
40937	COMM	98164EAC9	WOART 0.3% MAT	Redemption	09/15/2022	World Omni Auto Rec'		795,895.98		795,895.98
40958	COMM	34532NAC9	FM 0.3% MAT	Interest	09/15/2022	FORD MOTOR			4,916.66	4,916.66
40958	COMM	34532NAC9	FM 0.3% MAT	Redemption	09/15/2022	FORD MOTOR		1,248,491.22		1,248,491.22
40991	COMM	47788UAC6	JDOT 0.36% MAT	Interest	09/15/2022	JOHN DEERE			2,325.00	2,325.00
40991	COMM	47788UAC6	JDOT 0.36% MAT	Redemption	09/15/2022	JOHN DEERE		231,293.21		231,293.21
41111	COMM	44933LAC7	HART 0.38% MAT	Interest	09/15/2022	HYUNDAI AUTO			3,008.34	3,008.34
41111	COMM	44933LAC7	HART 0.38% MAT	Redemption	09/15/2022	HYUNDAI AUTO		281,877.12		281,877.12
41182	COMM	89190GAC1	TAOT 0.26% MAT	Interest	09/15/2022	TOYOTA AUTO REC			6,500.01	6,500.01
41182	COMM	89190GAC1	TAOT 0.26% MAT	Redemption	09/15/2022	TOYOTA AUTO REC		820,905.71		820,905.71

**SANTA CLARA COUNTY INVESTMENTS**  
**Transaction Activity Report**  
 Sorted by Transaction Date - Transaction Date

Investment #	Fund	CUSIP	Inv Descrip	TransactionType	TransactionDate	Issuer	New Principal	Principal Paydowns	Interest	Total Cash
41187	COMM	44891VAC5	HALST 0.33% MAT	Interest	09/15/2022	Hyundai Auto Lease S			6,187.50	6,187.50
41187	COMM	44891VAC5	HALST 0.33% MAT	Redemption	09/15/2022	Hyundai Auto Lease S		1,029,716.55		1,029,716.55
41206	COMM	65480BAC1	NAROT 0.33% MAT	Interest	09/15/2022	Nissan Auto Receivab			11,000.00	11,000.00
41206	COMM	65480BAC1	NAROT 0.33% MAT	Redemption	09/15/2022	Nissan Auto Receivab		1,146,013.54		1,146,013.54
41220	COMM	58769KAD6	MBALT 0.4% MAT	Interest	09/15/2022	MERCEDES-BENZ			4,916.66	4,916.66
41220	COMM	58769KAD6	MBALT 0.4% MAT	Redemption	09/15/2022	MERCEDES-BENZ		579,901.98		579,901.98
41240	COMM	47789QAC4	JDOT 0.52% MAT	Interest	09/15/2022	JOHN DEERE			3,466.66	3,466.66
41240	COMM	47789QAC4	JDOT 0.52% MAT	Redemption	09/15/2022	JOHN DEERE		197,260.52		197,260.52
41242	COMM	14041NFW6	COMET 0.55% MAT	Interest	09/15/2022	Capital One Multi Ex			10,770.83	10,770.83
41242	COMM	14041NFW6	COMET 0.55% MAT	Redemption	09/15/2022	Capital One Multi Ex		545,175.16		545,175.16
41387	COMM	44933MAC5	HALST 0.38% MAT	Interest	09/15/2022	Hyundai Auto Lease S			7,995.84	7,995.84
41387	COMM	44933MAC5	HALST 0.38% MAT	Redemption	09/15/2022	Hyundai Auto Lease S		1,016,331.11		1,016,331.11
41389	COMM	58772WAC7	MBART 0.46% MAT	Interest	09/15/2022	MERCEDES -BENZ			7,762.49	7,762.49
41389	COMM	58772WAC7	MBART 0.46% MAT	Redemption	09/15/2022	MERCEDES -BENZ		476,439.42		476,439.42
41392	COMM	98163HAB5	WOART 0.29% MAT	Interest	09/15/2022	World Omni Auto Rec'			594.86	594.86
41392	COMM	98163HAB5	WOART 0.29% MAT	Redemption	09/15/2022	World Omni Auto Rec'		550,882.04		550,882.04
41397	COMM	345329AC0	FM 0.37% MAT	Interest	09/15/2022	FORD MOTOR			6,474.99	6,474.99
41397	COMM	345329AC0	FM 0.37% MAT	Redemption	09/15/2022	FORD MOTOR		845,277.25		845,277.25
41402	COMM	254683CP8	DCENT 0.58% MAT	Interest	09/15/2022	Discover Card Execut			9,666.66	9,666.66
41402	COMM	254683CP8	DCENT 0.58% MAT	Redemption	09/15/2022	Discover Card Execut		442,983.73		442,983.73
41476	COMM	14044CAC6	COPAR 0.77% MAT	Interest	09/15/2022	Capital One Prime Au			8,983.32	8,983.32
41476	COMM	14044CAC6	COPAR 0.77% MAT	Redemption	09/15/2022	Capital One Prime Au		306,740.11		306,740.11
41521	COMM	89238JAC9	TAOT 0.71% MAT	Interest	09/15/2022	TOYOTA AUTO REC			6,804.17	6,804.17
41521	COMM	89238JAC9	TAOT 0.71% MAT	Redemption	09/15/2022	TOYOTA AUTO REC		276,958.28		276,958.28
41529	COMM	02582JJR2	AMXCA 0.9% MAT	Interest	09/15/2022	American Express			24,375.00	24,375.00
41529	COMM	02582JJR2	AMXCA 0.9% MAT	Redemption	09/15/2022	American Express		666,660.15		666,660.15
41612	COMM	14041NFY2	CAPITAL ONE MULTI	Interest	09/15/2022	Capital One Multi Ex			31,200.01	31,200.01
41612	COMM	14041NFY2	CAPITAL ONE MULTI	Redemption	09/15/2022	Capital One Multi Ex		736,441.38		736,441.38
41718	COMM	89190GAB3	TAOT 0.14% MAT	Interest	09/15/2022	TOYOTA AUTO REC			124.25	124.25
41718	COMM	89190GAB3	TAOT 0.14% MAT	Redemption	09/15/2022	TOYOTA AUTO REC		262,532.02		262,532.02
41766	COMM	44891WAC3	HALST 1.16% MAT	Interest	09/15/2022	Hyundai Auto Lease S			12,808.34	12,808.34
41766	COMM	44891WAC3	HALST 1.16% MAT	Redemption	09/15/2022	Hyundai Auto Lease S		467,924.87		467,924.87
41776	COMM	345286AC2	FORDO 1.29% MAT	Interest	09/15/2022	FORD CREDIT AUTO			12,900.00	12,900.00
41776	COMM	345286AC2	FORDO 1.29% MAT	Redemption	09/15/2022	FORD CREDIT AUTO		270,357.31		270,357.31
41797	COMM	89239KAC5	TAOT 1.23% MAT	Interest	09/15/2022	TOYOTA AUTO REC			13,325.00	13,325.00
41797	COMM	89239KAC5	TAOT 1.23% MAT	Redemption	09/15/2022	TOYOTA AUTO REC		293,184.33		293,184.33
41855	COMM	43815BAC4	HAROT 1.88% MAT	Interest	09/15/2022	HONDA AUTO			36,033.34	36,033.34
41855	COMM	43815BAC4	HAROT 1.88% MAT	Redemption	09/15/2022	HONDA AUTO		520,055.34		520,055.34
41856	COMM	65479QAC1	NAROT 1.86% MAT	Interest	09/15/2022	Nissan Auto Receivab			26,815.00	26,815.00
41856	COMM	65479QAC1	NAROT 1.86% MAT	Redemption	09/15/2022	Nissan Auto Receivab		359,940.91		359,940.91

**SANTA CLARA COUNTY INVESTMENTS**  
**Transaction Activity Report**  
 Sorted by Transaction Date - Transaction Date

Investment #	Fund	CUSIP	Inv Descrip	TransactionType	TransactionDate	Issuer	New Principal	Principal Paydowns	Interest	Total Cash
41910	COMM	47787JAC2	JDOT 2.32% MAT	Interest	09/15/2022	JOHN DEERE			19,333.33	19,333.33
41910	COMM	47787JAC2	JDOT 2.32% MAT	Redemption	09/15/2022	JOHN DEERE		200,501.50		200,501.50
41919	COMM	02589BAA8	AMXCA 2.21% MAT	Interest	09/15/2022	American Express			35,912.51	35,912.51
41919	COMM	02589BAA8	AMXCA 2.21% MAT	Redemption	09/15/2022	American Express		356,469.06		356,469.06
41952	COMM	14041NFZ9	COMET 2.8% MAT	Interest	09/15/2022	Capital One Multi Ex			44,333.33	44,333.33
41952	COMM	14041NFZ9	COMET 2.8% MAT	Redemption	09/15/2022	Capital One Multi Ex		339,773.56		339,773.56
42020	COMM	98163NAC0	WOLS 3.21% MAT	Interest	09/15/2022	WORLD OMNI			8,025.00	8,025.00
42020	COMM	98163NAC0	WOLS 3.21% MAT	Redemption	09/15/2022	WORLD OMNI		95,366.96		95,366.96
42040	COMM	41284YAD8	HDMOT 3.06% MAT	Interest	09/15/2022	Harley-Davidson Moto			63,750.00	63,750.00
42040	COMM	41284YAD8	HDMOT 3.06% MAT	Redemption	09/15/2022	Harley-Davidson Moto		452,900.37		452,900.37
42066	COMM	34528LAD7	FORDL 3.23% MAT	Interest	09/15/2022	FORD CREDIT AUTO			80,750.01	80,750.01
42066	COMM	34528LAD7	FORDL 3.23% MAT	Redemption	09/15/2022	FORD CREDIT AUTO		894,814.10		894,814.10
42084	COMM	14317HAC5	CARMX 3.49% MAT	Interest	09/15/2022	CARMAX AUTO			52,349.99	52,349.99
42084	COMM	14317HAC5	CARMX 3.49% MAT	Redemption	09/15/2022	CARMAX AUTO		317,037.82		317,037.82
42116	COMM	14043QAC6	COPAR 3.17% MAT	Interest	09/15/2022	Capital One Prime Au			39,625.01	39,625.01
42116	COMM	14043QAC6	COPAR 3.17% MAT	Redemption	09/15/2022	Capital One Prime Au		258,699.73		258,699.73
42182	COMM	02008JAC0	ALLY 3.31% MAT	Interest	09/15/2022	ALLY			81,370.82	81,370.82
42182	COMM	02008JAC0	ALLY 3.31% MAT	Redemption	09/15/2022	ALLY		547,654.82		547,654.82
42184	COMM	44934LAD4	HALST 3.35% MAT	Interest	09/15/2022	Hyundai Auto Lease S			106,083.35	106,083.35
42184	COMM	44934LAD4	HALST 3.35% MAT	Redemption	09/15/2022	Hyundai Auto Lease S		1,059,698.73		1,059,698.73
42202	COMM	02582JJT8	AMXCA 3.39% MAT	Interest	09/15/2022	American Express			98,875.00	98,875.00
42202	COMM	02582JJT8	AMXCA 3.39% MAT	Redemption	09/15/2022	American Express		579,129.32		579,129.32
<b>Totals for 09/15/2022</b>							<b>249,984,027.80</b>	<b>277,573,152.16</b>	<b>2,264,969.99</b>	<b>29,854,094.35</b>
42549	COMM	16536JJK4	CHES DISC NOTE	Purchase	09/16/2022	CHESHAM FINANCE	74,985,625.00			-74,985,625.00
42550	COMM	5148X1JK0	LANDES DISC NOTE	Purchase	09/16/2022	LANDES	124,976,041.67			-124,976,041.67
42551	COMM	63873KJK4	NATXNY DISC NOTE	Purchase	09/16/2022	Natixis NY Branch	49,990,416.67			-49,990,416.67
42552	COMM	79490BMF0	SALREC DISC NOTE	Purchase	09/16/2022	SALISBURY REC CO	49,550,000.00			-49,550,000.00
40848	COMM	3130AKK47	FHLB FLOAT MAT	Redemption	09/16/2022	FHLB NOTES		45,000,000.00		45,000,000.00
40848	COMM	3130AKK47	FHLB FLOAT MAT	Cap G/L	09/16/2022	FHLB NOTES		4,457.81		4,457.81
42546	COMM	16536JJG3	CHES DISC NOTE	Redemption	09/16/2022	CHESHAM FINANCE		75,000,000.00		75,000,000.00
42547	COMM	5148X1JG9	LANDES DISC NOTE	Redemption	09/16/2022	LANDES		125,000,000.00		125,000,000.00
42548	COMM	63873KJG3	NATXNY DISC NOTE	Redemption	09/16/2022	Natixis NY Branch		50,000,000.00		50,000,000.00
40592	COMM	3136G43H4	FEDERAL NATL MTG	Interest	09/16/2022	FNMA NOTES			23,370.00	23,370.00
40848	COMM	3130AKK47	FHLB FLOAT MAT	Interest	09/16/2022	FHLB NOTES			2,912.50	2,912.50
42009	COMM	362585AC5	GMCAR 3.1% MAT	Interest	09/16/2022	GM FINANCIAL			29,708.35	29,708.35
42009	COMM	362585AC5	GMCAR 3.1% MAT	Redemption	09/16/2022	GM FINANCIAL		208,146.22		208,146.22
<b>Totals for 09/16/2022</b>							<b>299,502,083.34</b>	<b>295,212,604.03</b>	<b>55,990.85</b>	<b>-4,233,488.46</b>
42553	COMM	16536JLL2	CHES DISC NOTE	Purchase	09/19/2022	CHESHAM FINANCE	74,995,208.34			-74,995,208.34
42554	COMM	5148X1JL8	LANDES DISC NOTE	Purchase	09/19/2022	LANDES	124,992,013.90			-124,992,013.90

**SANTA CLARA COUNTY INVESTMENTS**  
**Transaction Activity Report**  
 Sorted by Transaction Date - Transaction Date

Investment #	Fund	CUSIP	Inv Descrip	TransactionType	TransactionDate	Issuer	New Principal	Principal Paydowns	Interest	Total Cash
42555	COMM	63873KJL2	NATXNY DISC NOTE	Purchase	09/19/2022	Natixis NY Branch	49,996,805.56			-49,996,805.56
41967	COMM	02314QJK6	AMZN DISC NOTE	Redemption	09/19/2022	Amazon		50,000,000.00		50,000,000.00
42549	COMM	16536JJK4	CHES DISC NOTE	Redemption	09/19/2022	CHESHAM FINANCE		75,000,000.00		75,000,000.00
42550	COMM	5148X1JK0	LANDES DISC NOTE	Redemption	09/19/2022	LANDES		125,000,000.00		125,000,000.00
42551	COMM	63873KJK4	NATXNY DISC NOTE	Redemption	09/19/2022	Natixis NY Branch		50,000,000.00		50,000,000.00
39367	COMM	459058GQ0	IBRD 2.5% MAT	Interest	09/19/2022	INTL BANK RECON &			62,500.00	62,500.00
40403	COMM	30231GBH4	XOM 2.992% MAT	Interest	09/19/2022	EXXON MOBIL			224,400.00	224,400.00
40600	COMM	459058JJ3	IBRD FLOAT MAT	Interest	09/19/2022	INTL BANK RECON &			246,150.00	246,150.00
40684	COMM	45906M2B6	International Bank for	Interest	09/19/2022	INTL BANK RECON &			145,750.00	145,750.00
41015	COMM	3133EMTW2	FEDERAL FARM CR	Interest	09/19/2022	FFCB NOTES			24,600.00	24,600.00
41379	COMM	931142ER0	WALMART INC, NT	Interest	09/19/2022	WALMART			52,500.00	52,500.00
41914	COMM	3133ENRZ5	FEDERAL FARM CR	Interest	09/19/2022	FFCB NOTES			146,250.00	146,250.00
41917	PCF	3133ENRZ5	FEDERAL FARM CR	Interest	09/19/2022	FFCB NOTES			9,750.00	9,750.00
41918	WK	3133ENRZ5	FEDERAL FARM CR	Interest	09/19/2022	FFCB NOTES			19,500.00	19,500.00
41321	COMM	43815EAC8	HAROT 0.41% MAT	Interest	09/19/2022	HONDA AUTO			6,150.01	6,150.01
41321	COMM	43815EAC8	HAROT 0.41% MAT	Redemption	09/19/2022	HONDA AUTO		497,008.93		497,008.93
<b>Totals for 09/19/2022</b>							<b>249,984,027.80</b>	<b>300,497,008.93</b>	<b>937,550.01</b>	<b>51,450,531.14</b>
42556	COMM	16536JJM0	CHES DISC NOTE	Purchase	09/20/2022	CHESHAM FINANCE	74,995,208.34			-74,995,208.34
42557	COMM	5148X1JM6	LANDES DISC NOTE	Purchase	09/20/2022	LANDES	124,992,013.90			-124,992,013.90
42558	COMM	63873KJM0	NATXNY DISC NOTE	Purchase	09/20/2022	Natixis NY Branch	49,996,805.56			-49,996,805.56
42559	COMM	82124MM23	SRCPP DISC NOTE	Purchase	09/20/2022	SHEFFIELD RECEIV	59,586,333.34			-59,586,333.34
40512	COMM	36259PAD8	GMALT 0.8% MAT	Redemption	09/20/2022	GM Fin'cl Auto Leasi		0.01		0.01
40793	COMM	3133EMJH6	FEDERAL FARMS	Redemption	09/20/2022	FFCB NOTES		60,000,000.00		60,000,000.00
40793	COMM	3133EMJH6	FEDERAL FARMS	Cap G/L	09/20/2022	FFCB NOTES		6,925.20		6,925.20
42553	COMM	16536JL2	CHES DISC NOTE	Redemption	09/20/2022	CHESHAM FINANCE		75,000,000.00		75,000,000.00
42554	COMM	5148X1JL8	LANDES DISC NOTE	Redemption	09/20/2022	LANDES		125,000,000.00		125,000,000.00
42555	COMM	63873KJL2	NATXNY DISC NOTE	Redemption	09/20/2022	Natixis NY Branch		50,000,000.00		50,000,000.00
40793	COMM	3133EMJH6	FEDERAL FARMS	Interest	09/20/2022	FFCB NOTES			72,000.00	72,000.00
39612	COMM	92349GAA9	VERIZON OWNER	Interest	09/20/2022	VERIZON OWNER			2,875.43	2,875.43
39612	COMM	92349GAA9	VERIZON OWNER	Redemption	09/20/2022	VERIZON OWNER		1,235,911.88		1,235,911.88
39920	COMM	92348AAA3	VZOT 1.94% MAT	Interest	09/20/2022	VERIZON OWNER			8,606.50	8,606.50
39920	COMM	92348AAA3	VZOT 1.94% MAT	Redemption	09/20/2022	VERIZON OWNER		1,262,422.73		1,262,422.73
40512	COMM	36259PAD8	GMALT 0.8% MAT	Interest	09/20/2022	GM Fin'cl Auto Leasi			76.49	76.49
40512	COMM	36259PAD8	GMALT 0.8% MAT	Redemption	09/20/2022	GM Fin'cl Auto Leasi		114,725.89		114,725.89
40512	COMM	36259PAD8	GMALT 0.8% MAT	Interest	09/20/2022	GM Fin'cl Auto Leasi				0.00
40512	COMM	36259PAD8	GMALT 0.8% MAT	Redemption	09/20/2022	GM Fin'cl Auto Leasi				0.00
40549	COMM	92290BAA9	VERIZON OWNER	Interest	09/20/2022	VERIZON OWNER			11,456.26	11,456.26
40549	COMM	92290BAA9	VERIZON OWNER	Redemption	09/20/2022	VERIZON OWNER		3,511,826.66		3,511,826.66
40623	COMM	362569AC9	GMALT 0.45% MAT	Interest	09/20/2022	GM Fin'cl Auto Leasi			777.62	777.62
40623	COMM	362569AC9	GMALT 0.45% MAT	Redemption	09/20/2022	GM Fin'cl Auto Leasi		922,730.00		922,730.00

**SANTA CLARA COUNTY INVESTMENTS**  
**Transaction Activity Report**  
**Sorted by Transaction Date - Transaction Date**

Investment #	Fund	CUSIP	Inv Descrip	TransactionType	TransactionDate	Issuer	New Principal	Principal Paydowns	Interest	Total Cash
40712	COMM	92348CAA9	VZOT 0.41% MAT	Interest	09/20/2022	VERIZON OWNER			7,004.17	7,004.17
40712	COMM	92348CAA9	VZOT 0.41% MAT	Redemption	09/20/2022	VERIZON OWNER		692,124.58		692,124.58
40801	COMM	92868VAC3	VWALT 0.39% MAT	Interest	09/20/2022	Volkswagen Auto			1,896.42	1,896.42
40801	COMM	92868VAC3	VWALT 0.39% MAT	Redemption	09/20/2022	Volkswagen Auto		931,774.27		931,774.27
40964	COMM	36261RAC2	GMALT 0.26% MAT	Interest	09/20/2022	GM Fin'cl Auto Leasi			1,349.75	1,349.75
40964	COMM	36261RAC2	GMALT 0.26% MAT	Redemption	09/20/2022	GM Fin'cl Auto Leasi		915,842.86		915,842.86
41089	COMM	89238EAC0	TLOT 0.39% MAT	Interest	09/20/2022	Toyota Lease Owner			4,225.00	4,225.00
41089	COMM	89238EAC0	TLOT 0.39% MAT	Redemption	09/20/2022	Toyota Lease Owner		652,605.92		652,605.92
41207	COMM	80286DAC2	SRT 0.51% MAT	Interest	09/20/2022	Santander Retail Aut			6,566.25	6,566.25
41207	COMM	80286DAC2	SRT 0.51% MAT	Redemption	09/20/2022	Santander Retail Aut		678,066.12		678,066.12
41391	COMM	80286CAC4	SRT 0.5% MAT	Interest	09/20/2022	Santander Retail Aut			3,125.00	3,125.00
41391	COMM	80286CAC4	SRT 0.5% MAT	Redemption	09/20/2022	Santander Retail Aut		255,095.96		255,095.96
41780	COMM	92348KAL7	VZMT 1.04% MAT	Interest	09/20/2022	VERIZON MASTER			18,200.01	18,200.01
41780	COMM	92348KAL7	VZMT 1.04% MAT	Redemption	09/20/2022	VERIZON MASTER		415,044.28		415,044.28
41867	COMM	89238LAC4	TLOT 1.96% MAT	Interest	09/20/2022	Toyota Lease Owner			31,033.33	31,033.33
41867	COMM	89238LAC4	TLOT 1.96% MAT	Redemption	09/20/2022	Toyota Lease Owner		639,943.60		639,943.60
42119	COMM	23292GAC7	DLLST 3.4% MAT	Interest	09/20/2022	DLLST			32,583.33	32,583.33
42119	COMM	23292GAC7	DLLST 3.4% MAT	Redemption	09/20/2022	DLLST		377,079.53		377,079.53
42152	COMM	36266FAC3	GMALT 3.42% MAT	Interest	09/20/2022	GM Fin'cl Auto Leasi			45,600.00	45,600.00
42152	COMM	36266FAC3	GMALT 3.42% MAT	Redemption	09/20/2022	GM Fin'cl Auto Leasi		459,183.90		459,183.90
42214	COMM	92348KAP8	VZMT 3.01% MAT	Interest	09/20/2022	VERIZON MASTER			84,029.16	84,029.16
42214	COMM	92348KAP8	VZMT 3.01% MAT	Redemption	09/20/2022	VERIZON MASTER		569,473.85		569,473.85
<b>Totals for 09/20/2022</b>							<b>309,570,361.14</b>	<b>323,640,777.24</b>	<b>331,404.72</b>	<b>14,401,820.82</b>
42560	COMM	16536JN8	CHES DISC NOTE	Purchase	09/21/2022	CHESHAM FINANCE	74,995,208.34			-74,995,208.34
42563	COMM	3130A0XE5	FEDERAL HOME	Purchase	09/21/2022	FHLB NOTES	17,799,545.00			-17,799,545.00
42561	COMM	5148X1JN4	LANDES DISC NOTE	Purchase	09/21/2022	LANDES	124,992,013.90			-124,992,013.90
42562	COMM	63873KJN8	NATXNY DISC NOTE	Purchase	09/21/2022	Natixis NY Branch	49,996,805.56			-49,996,805.56
39582	COMM	43815MAC0	HAROT 2.52% MAT	Redemption	09/21/2022	HONDA AUTO		0.01		0.01
42556	COMM	16536JJM0	CHES DISC NOTE	Redemption	09/21/2022	CHESHAM FINANCE		75,000,000.00		75,000,000.00
42557	COMM	5148X1JM6	LANDES DISC NOTE	Redemption	09/21/2022	LANDES		125,000,000.00		125,000,000.00
42558	COMM	63873KJM0	NATXNY DISC NOTE	Redemption	09/21/2022	Natixis NY Branch		50,000,000.00		50,000,000.00
41926	COMM	57629WDG2	MASSMU 2.8% MAT	Interest	09/21/2022	MASSMUTUAL			280,000.00	280,000.00
42101	COMM	59217GEW5	MET LI 2.8% MAT	Interest	09/21/2022	MET LIFE GLOBAL			140,000.00	140,000.00
42101	COMM	59217GEW5	MET LI 2.8% MAT	Accr Int	09/21/2022	MET LIFE GLOBAL		31,888.89	-31,888.89	0.00
39582	COMM	43815MAC0	HAROT 2.52% MAT	Interest	09/21/2022	HONDA AUTO			759.95	759.95
39582	COMM	43815MAC0	HAROT 2.52% MAT	Redemption	09/21/2022	HONDA AUTO		361,882.60		361,882.60
39582	COMM	43815MAC0	HAROT 2.52% MAT	Interest	09/21/2022	HONDA AUTO				0.00
39582	COMM	43815MAC0	HAROT 2.52% MAT	Redemption	09/21/2022	HONDA AUTO				0.00
40346	COMM	43813RAC1	HAROT 1.61% MAT	Interest	09/21/2022	HONDA AUTO			9,125.08	9,125.08
40346	COMM	43813RAC1	HAROT 1.61% MAT	Redemption	09/21/2022	HONDA AUTO		799,978.53		799,978.53

**SANTA CLARA COUNTY INVESTMENTS**  
**Transaction Activity Report**  
**Sorted by Transaction Date - Transaction Date**

Investment #	Fund	CUSIP	Inv Descrip	TransactionType	TransactionDate	Issuer	New Principal	Principal Paydowns	Interest	Total Cash
40965	COMM	43813GAC5	HAROT 0.27% MAT	Interest	09/21/2022	HONDA AUTO			2,474.43	2,474.43
40965	COMM	43813GAC5	HAROT 0.27% MAT	Redemption	09/21/2022	HONDA AUTO		755,274.57		755,274.57
41554	COMM	43815GAC3	HAROT 0.88% MAT	Interest	09/21/2022	HONDA AUTO			10,266.66	10,266.66
41554	COMM	43815GAC3	HAROT 0.88% MAT	Redemption	09/21/2022	HONDA AUTO		359,389.19		359,389.19
41717	COMM	43815MAD8	HAROT 2.54% MAT	Interest	09/21/2022	HONDA AUTO			7,450.67	7,450.67
41717	COMM	43815MAD8	HAROT 2.54% MAT	Redemption	09/21/2022	HONDA AUTO		192,420.33		192,420.33
<b>Totals for 09/21/2022</b>							<b>267,783,572.80</b>	<b>252,500,834.12</b>	<b>418,187.90</b>	<b>-14,864,550.78</b>
42564	COMM	16536JJP3	CHES DISC NOTE	Purchase	09/22/2022	CHESHAM FINANCE	74,993,625.00			-74,993,625.00
42568	COMM	3133ENN22	FEDERAL FARM CR	Purchase	09/22/2022	FFCB NOTES	24,943,250.00			-24,943,250.00
42567	COMM	313384LZ0	FHDN ZERO CPN	Purchase	09/22/2022	FHLB DISCOUNT	47,962,611.11			-47,962,611.11
42565	COMM	5148X1JP9	LANDES DISC NOTE	Purchase	09/22/2022	LANDES	124,989,409.72			-124,989,409.72
42566	COMM	63873KJP3	NATXNY DISC NOTE	Purchase	09/22/2022	Natixis NY Branch	49,995,763.89			-49,995,763.89
42315	COMM	79490BJN7	SALREC DISC NOTE	Redemption	09/22/2022	SALISBURY REC CO		50,000,000.00		50,000,000.00
42560	COMM	16536JJN8	CHES DISC NOTE	Redemption	09/22/2022	CHESHAM FINANCE		75,000,000.00		75,000,000.00
42561	COMM	5148X1JN4	LANDES DISC NOTE	Redemption	09/22/2022	LANDES		125,000,000.00		125,000,000.00
42562	COMM	63873KJN8	NATXNY DISC NOTE	Redemption	09/22/2022	Natixis NY Branch		50,000,000.00		50,000,000.00
40864	COMM	3133EMLE0	FEDERAL FARM CR	Interest	09/22/2022	FFCB NOTES			19,000.00	19,000.00
<b>Totals for 09/22/2022</b>							<b>322,884,659.72</b>	<b>300,000,000.00</b>	<b>19,000.00</b>	<b>-22,865,659.72</b>
42569	COMM	16536JJS7	CHES DISC NOTE	Purchase	09/23/2022	CHESHAM FINANCE	74,980,875.00			-74,980,875.00
42570	COMM	5148X1JS3	LANDES DISC NOTE	Purchase	09/23/2022	LANDES	124,968,229.17			-124,968,229.17
42571	COMM	63873KJS7	NATXNY DISC NOTE	Purchase	09/23/2022	Natixis NY Branch	49,987,291.67			-49,987,291.67
42335	SJE	60934N666	FTFXX 0%	Purchase	09/23/2022	FEDERATED TAX	25,126.01			-25,126.01
42321	COMM	82124MJP6	SHEF DISC NOTE	Redemption	09/23/2022	SHEFFIELD		25,000,000.00		25,000,000.00
42564	COMM	16536JJP3	CHES DISC NOTE	Redemption	09/23/2022	CHESHAM FINANCE		75,000,000.00		75,000,000.00
42565	COMM	5148X1JP9	LANDES DISC NOTE	Redemption	09/23/2022	LANDES		125,000,000.00		125,000,000.00
42566	COMM	63873KJP3	NATXNY DISC NOTE	Redemption	09/23/2022	Natixis NY Branch		50,000,000.00		50,000,000.00
40612	COMM	3137EAEX3	FEDERAL HOME LN	Interest	09/23/2022	FHLMC NOTES			18,750.00	18,750.00
41330	COMM	6944PL2C2	PACLIF 0.5% MAT	Interest	09/23/2022	PACIFIC LIFE			100,000.00	100,000.00
<b>Totals for 09/23/2022</b>							<b>249,961,521.85</b>	<b>275,000,000.00</b>	<b>118,750.00</b>	<b>25,157,228.15</b>
38387	COMM	3137AYCE9		Interest	09/25/2022	FHLMC Multi-Family				0.00
38387	COMM	3137AYCE9		Redemption	09/25/2022	FHLMC Multi-Family				0.00
38391	COMM	3137AYCE9		Interest	09/25/2022	FHLMC Multi-Family				0.00
38391	COMM	3137AYCE9		Redemption	09/25/2022	FHLMC Multi-Family				0.00
38666	COMM	3137AYCE9		Interest	09/25/2022	FHLMC Multi-Family				0.00
38666	COMM	3137AYCE9		Redemption	09/25/2022	FHLMC Multi-Family				0.00
38744	COMM	3137AYCE9		Interest	09/25/2022	FHLMC Multi-Family				0.00
38744	COMM	3137AYCE9		Redemption	09/25/2022	FHLMC Multi-Family				0.00
<b>Totals for 09/25/2022</b>										<b>0.00</b>

**SANTA CLARA COUNTY INVESTMENTS**  
**Transaction Activity Report**  
 Sorted by Transaction Date - Transaction Date

Investment #	Fund	CUSIP	Inv Descrip	TransactionType	TransactionDate	Issuer	New Principal	Principal Paydowns	Interest	Total Cash
42572	COMM	16536JJT5	CHES DISC NOTE	Purchase	09/26/2022	CHESHAM FINANCE	74,993,625.00			-74,993,625.00
42573	COMM	5148X1JT1	LANDES DISC NOTE	Purchase	09/26/2022	LANDES	124,989,409.72			-124,989,409.72
42574	COMM	63873KJT5	NATXNY DISC NOTE	Purchase	09/26/2022	Natixis NY Branch	49,995,763.89			-49,995,763.89
38387	COMM	3137AYCE9		Redemption	09/26/2022	FHLMC Multi-Family		0.33		0.33
38391	COMM	3137AYCE9		Redemption	09/26/2022	FHLMC Multi-Family		0.13		0.13
38666	COMM	3137AYCE9		Redemption	09/26/2022	FHLMC Multi-Family		0.20		0.20
38744	COMM	3137AYCE9		Redemption	09/26/2022	FHLMC Multi-Family		0.33		0.33
42569	COMM	16536JJS7	CHES DISC NOTE	Redemption	09/26/2022	CHESHAM FINANCE		75,000,000.00		75,000,000.00
42570	COMM	5148X1JS3	LANDES DISC NOTE	Redemption	09/26/2022	LANDES		125,000,000.00		125,000,000.00
42571	COMM	63873KJS7	NATXNY DISC NOTE	Redemption	09/26/2022	Natixis NY Branch		50,000,000.00		50,000,000.00
40611	COMM	3136G43C5	FEDERAL NATL MTG	Interest	09/26/2022	FNMA NOTES			15,000.00	15,000.00
40614	COMM	31422BR36	FAMCA FRN MAT	Interest	09/26/2022	FARMER MAC			197,020.83	197,020.83
41954	COMM	3130ARFG1	FEDERAL HOME	Interest	09/26/2022	FHLB NOTES			233,333.33	233,333.33
38387	COMM	3137AYCE9		Interest	09/26/2022	FHLMC Multi-Family			24,834.86	24,834.86
38387	COMM	3137AYCE9		Redemption	09/26/2022	FHLMC Multi-Family		11,111,791.66		11,111,791.66
38391	COMM	3137AYCE9		Interest	09/26/2022	FHLMC Multi-Family			9,313.07	9,313.07
38391	COMM	3137AYCE9		Redemption	09/26/2022	FHLMC Multi-Family		4,166,921.88		4,166,921.88
38643	COMM	3137B36J2	FHLMCM 3.32% MAT	Interest	09/26/2022	FHLMC Multi-Family			52,668.44	52,668.44
38643	COMM	3137B36J2	FHLMCM 3.32% MAT	Redemption	09/26/2022	FHLMC Multi-Family		415,406.60		415,406.60
38666	COMM	3137AYCE9		Interest	09/26/2022	FHLMC Multi-Family			14,584.27	14,584.27
38666	COMM	3137AYCE9		Redemption	09/26/2022	FHLMC Multi-Family		6,525,399.65		6,525,399.65
38744	COMM	3137AYCE9		Interest	09/26/2022	FHLMC Multi-Family			24,834.86	24,834.86
38744	COMM	3137AYCE9		Redemption	09/26/2022	FHLMC Multi-Family		11,111,791.66		11,111,791.66
38854	COMM	3137B4WB8	FHLMCM 3.06% MAT	Interest	09/26/2022	FHLMC Multi-Family			12,176.25	12,176.25
38854	COMM	3137B4WB8	FHLMCM 3.06% MAT	Redemption	09/26/2022	FHLMC Multi-Family		414,323.16		414,323.16
38864	COMM	3137B5JM6	FHLMCM 3.531%	Interest	09/26/2022	FHLMC Multi-Family			29,425.00	29,425.00
38864	COMM	3137B5JM6	FHLMCM 3.531%	Redemption	09/26/2022	FHLMC Multi-Family		878,933.69		878,933.69
38945	COMM	3137B3NA2	FHLMC REMIC	Interest	09/26/2022	FHLMC Multi-Family			27,548.86	27,548.86
38945	COMM	3137B3NA2	FHLMC REMIC	Redemption	09/26/2022	FHLMC Multi-Family		275,481.90		275,481.90
39026	COMM	3137B5KW2	FHLMCM 3.458%	Interest	09/26/2022	FHLMC Multi-Family			28,642.52	28,642.52
39026	COMM	3137B5KW2	FHLMCM 3.458%	Redemption	09/26/2022	FHLMC Multi-Family		22,258.40		22,258.40
39295	COMM	3137B04Y7	FHLMCM 2.615%	Interest	09/26/2022	FHLMC Multi-Family			58,837.51	58,837.51
39295	COMM	3137B04Y7	FHLMCM 2.615%	Redemption	09/26/2022	FHLMC Multi-Family		4,549,780.72		4,549,780.72
39318	WK	3138LGKH8	FNMMAM 2.47% MAT	Interest	09/26/2022	FNMA Multi-Family			6,380.83	6,380.83
39318	WK	3138LGKH8	FNMMAM 2.47% MAT	Redemption	09/26/2022	FNMA Multi-Family		185,179.57		185,179.57
39319	COMM	3138LGKH8	FNMMAM 2.47% MAT	Interest	09/26/2022	FNMA Multi-Family			53,173.61	53,173.61
39319	COMM	3138LGKH8	FNMMAM 2.47% MAT	Redemption	09/26/2022	FNMA Multi-Family		1,543,163.11		1,543,163.11
39457	COMM	3138EKX67	FNMMAM 2.537% MAT	Interest	09/26/2022	FNMA Multi-Family			5,772.09	5,772.09
39457	COMM	3138EKX67	FNMMAM 2.537% MAT	Redemption	09/26/2022	FNMA Multi-Family		1,235,639.02		1,235,639.02
39587	COMM	3138LEYD7	FNMMAM 1.97% MAT	Interest	09/26/2022	FNMA Multi-Family			30,000.40	30,000.40



**SANTA CLARA COUNTY INVESTMENTS**  
**Transaction Activity Report**  
**Sorted by Transaction Date - Transaction Date**

Investment #	Fund	CUSIP	Inv Descrip	TransactionType	TransactionDate	Issuer	New Principal	Principal Paydowns	Interest	Total Cash
39587	COMM	3138LEYD7	FNMAM 1.97% MAT	Redemption	09/26/2022	FNMA Multi-Family		33,407.80		33,407.80
39632	COMM	3138L2BU0	FNMAM 2.31% MAT	Interest	09/26/2022	FNMA Multi-Family			12,601.93	12,601.93
39632	COMM	3138L2BU0	FNMAM 2.31% MAT	Redemption	09/26/2022	FNMA Multi-Family		14,252.10		14,252.10
39654	COMM	3137BP4J5	FNMAM 2.446% MAT	Interest	09/26/2022	FHLMC Multi-Family			27,081.02	27,081.02
39654	COMM	3137BP4J5	FNMAM 2.446% MAT	Redemption	09/26/2022	FHLMC Multi-Family		275,898.24		275,898.24
39734	COMM	3138L0U90	FNMAM 2.59% MAT	Interest	09/26/2022	FNMA Multi-Family			11,151.39	11,151.39
39734	COMM	3138L0U90	FNMAM 2.59% MAT	Redemption	09/26/2022	FNMA Multi-Family		5,000,000.00		5,000,000.00
39861	COMM	05588CAC6	BMWOT 1.92% MAT	Interest	09/26/2022	BMW VEHICLE			2,361.08	2,361.08
39861	COMM	05588CAC6	BMWOT 1.92% MAT	Redemption	09/26/2022	BMW VEHICLE		562,691.31		562,691.31
40056	COMM	3136A9MN5	FNMAM 2.301% MAT	Interest	09/26/2022	FNMA Multi-Family			130.48	130.48
40056	COMM	3136A9MN5	FNMAM 2.301% MAT	Redemption	09/26/2022	FNMA Multi-Family		68,047.21		68,047.21
40385	COMM	3137BUWM6	FHLMCM 2.932% MAT	Interest	09/26/2022	FHLMC Multi-Family			11,621.93	11,621.93
40385	COMM	3137BUWM6	FHLMCM 2.932% MAT	Redemption	09/26/2022	FHLMC Multi-Family		351,281.91		351,281.91
40390	COMM	3137BHCY1	FHLMCM 2.811% MAT	Interest	09/26/2022	FHLMC Multi-Family			20,710.97	20,710.97
40390	COMM	3137BHCY1	FHLMCM 2.811% MAT	Redemption	09/26/2022	FHLMC Multi-Family		15,042.46		15,042.46
40511	COMM	3136AXVB8	FNMAM 2.646% MAT	Interest	09/26/2022	FNMA Multi-Family			31,467.45	31,467.45
40511	COMM	3136AXVB8	FNMAM 2.646% MAT	Redemption	09/26/2022	FNMA Multi-Family		742,899.64		742,899.64
40525	WK	3136AEX69	FNMAM 2.389% MAT	Interest	09/26/2022	FNMA Multi-Family			242.93	242.93
40525	WK	3136AEX69	FNMAM 2.389% MAT	Redemption	09/26/2022	FNMA Multi-Family		45,647.57		45,647.57
40526	COMM	3137BSP64	FHLMCM 2.34% MAT	Interest	09/26/2022	FHLMC Multi-Family			26,196.66	26,196.66
40526	COMM	3137BSP64	FHLMCM 2.34% MAT	Redemption	09/26/2022	FHLMC Multi-Family		229,340.80		229,340.80
40530	COMM	09661RAD3	BMWOT 0.48% MAT	Interest	09/26/2022	BMW VEHICLE			1,526.91	1,526.91
40530	COMM	09661RAD3	BMWOT 0.48% MAT	Redemption	09/26/2022	BMW VEHICLE		412,427.21		412,427.21
40539	COMM	3137BKGH7	FHLMCM 2.712% MAT	Interest	09/26/2022	FHLMC Multi-Family			7,144.33	7,144.33
40539	COMM	3137BKGH7	FHLMCM 2.712% MAT	Redemption	09/26/2022	FHLMC Multi-Family		116,455.32		116,455.32
40540	COMM	3137FUZN7	FHLMCM 0.526% MAT	Interest	09/26/2022	FHLMC Multi-Family			671.89	671.89
40540	COMM	3137FUZN7	FHLMCM 0.526% MAT	Redemption	09/26/2022	FHLMC Multi-Family		791,200.04		791,200.04
40541	COMM	3138L7CU8	FNMAM 2.95% MAT	Interest	09/26/2022	FNMA Multi-Family			48,261.78	48,261.78
40541	COMM	3138L7CU8	FNMAM 2.95% MAT	Redemption	09/26/2022	FNMA Multi-Family		39,625.14		39,625.14
40630	COMM	3138LJWY2	FHLMCM 2.8% MAT	Interest	09/26/2022	FHLMC Multi-Family			31,015.19	31,015.19
40630	COMM	3138LJWY2	FHLMCM 2.8% MAT	Redemption	09/26/2022	FHLMC Multi-Family		23,078.18		23,078.18
40638	COMM	3137BYLE8	FHLMCM 2.7% MAT	Interest	09/26/2022	FHLMC Multi-Family			14,962.50	14,962.50
40638	COMM	3137BYLE8	FHLMCM 2.7% MAT	Redemption	09/26/2022	FHLMC Multi-Family		213,904.31		213,904.31
40743	COMM	3136AY6S7	FNMAM FRN MAT	Interest	09/26/2022	FNMA Multi-Family			34,823.97	34,823.97
40743	COMM	3136AY6S7	FNMAM FRN MAT	Redemption	09/26/2022	FNMA Multi-Family		9,277.00		9,277.00
40784	COMM	3137F72W4	FHLMCM 0.39025% MAT	Interest	09/26/2022	FHLMC Multi-Family			9,375.96	9,375.96
40784	COMM	3137F72W4	FHLMCM 0.39025% MAT	Redemption	09/26/2022	FHLMC Multi-Family		3,107.23		3,107.23
40812	COMM	3132XFFH6	FHLMCM 0.77% MAT	Interest	09/26/2022	FHLMC Multi-Family			29,837.50	29,837.50
40812	COMM	3132XFFH6	FHLMCM 0.77% MAT	Redemption	09/26/2022	FHLMC Multi-Family		1,336,393.20		1,336,393.20
40905	COMM	3138LEC33	FNMAM 2.38% MAT	Interest	09/26/2022	FNMA Multi-Family			20,113.09	20,113.09

**SANTA CLARA COUNTY INVESTMENTS**  
**Transaction Activity Report**  
**Sorted by Transaction Date - Transaction Date**

Investment #	Fund	CUSIP	Inv Descrip	TransactionType	TransactionDate	Issuer	New Principal	Principal Paydowns	Interest	Total Cash
40905	COMM	3138LEC33	FNMAM 2.38% MAT	Redemption	09/26/2022	FNMA Multi-Family		14,072.70		14,072.70
40976	COMM	3137FATE8	FHLMCM 2.982%	Interest	09/26/2022	FHLMC Multi-Family			74,550.00	74,550.00
40976	COMM	3137FATE8	FHLMCM 2.982%	Redemption	09/26/2022	FHLMC Multi-Family	1,418,497.93			1,418,497.93
40983	COMM	3137FF3W5	FHLMCM 0.602%	Interest	09/26/2022	FHLMC Multi-Family			2,050.76	2,050.76
40983	COMM	3137FF3W5	FHLMCM 0.602%	Redemption	09/26/2022	FHLMC Multi-Family	12,574.39			12,574.39
40990	COMM	05591RAC8	BMWLT 0.29% MAT	Interest	09/26/2022	BMW VEHICLE			2,286.15	2,286.15
40990	COMM	05591RAC8	BMWLT 0.29% MAT	Redemption	09/26/2022	BMW VEHICLE	1,273,904.27			1,273,904.27
41026	COMM	3137BVYN0	FHLMCM 3.035%	Interest	09/26/2022	FHLMC Multi-Family			17,520.84	17,520.84
41026	COMM	3137BVYN0	FHLMCM 3.035%	Redemption	09/26/2022	FHLMC Multi-Family	490,249.54			490,249.54
41131	COMM	3137BYLE8	FHLMCM 2.7% MAT	Interest	09/26/2022	FHLMC Multi-Family			11,250.00	11,250.00
41131	COMM	3137BYLE8	FHLMCM 2.7% MAT	Redemption	09/26/2022	FHLMC Multi-Family	159,911.77			159,911.77
41133	COMM	3137FYZG4	FHLMCM 0.861%	Interest	09/26/2022	FHLMC Multi-Family			5,013.79	5,013.79
41133	COMM	3137FYZG4	FHLMCM 0.861%	Redemption	09/26/2022	FHLMC Multi-Family	806.26			806.26
41164	COMM	3137FPJ55	FHLMCM 2.606%	Interest	09/26/2022	FHLMC Multi-Family			43,012.60	43,012.60
41164	COMM	3137FPJ55	FHLMCM 2.606%	Redemption	09/26/2022	FHLMC Multi-Family	661,087.07			661,087.07
41192	COMM	3137FBAB2	FHLMCM 3.038%	Interest	09/26/2022	FHLMC Multi-Family			25,151.10	25,151.10
41192	COMM	3137FBAB2	FHLMCM 3.038%	Redemption	09/26/2022	FHLMC Multi-Family	146,510.30			146,510.30
41200	COMM	3140HWXG2	FNMAM 2.47% MAT	Interest	09/26/2022	FNMA Multi-Family			10,131.70	10,131.70
41200	COMM	3140HWXG2	FNMAM 2.47% MAT	Redemption	09/26/2022	FNMA Multi-Family	7,512.10			7,512.10
41222	COMM	3137H14A1	FHLMCM 0.854%	Interest	09/26/2022	FHLMC Multi-Family			13,695.79	13,695.79
41222	COMM	3137H14A1	FHLMCM 0.854%	Redemption	09/26/2022	FHLMC Multi-Family	30,319.32			30,319.32
41228	COMM	3136AUG21	FNMAM 2.49552%	Interest	09/26/2022	FNMA Multi-Family			41,500.25	41,500.25
41228	COMM	3136AUG21	FNMAM 2.49552%	Redemption	09/26/2022	FNMA Multi-Family	25,301.25			25,301.25
41319	COMM	3132XFD47	FHLMCM 2.1% MAT	Interest	09/26/2022	FHLMC Multi-Family			27,125.00	27,125.00
41319	COMM	3132XFD47	FHLMCM 2.1% MAT	Redemption	09/26/2022	FHLMC Multi-Family	373,883.74			373,883.74
41368	COMM	09690AAD5	BMWLT 0.43% MAT	Interest	09/26/2022	BMW VEHICLE			9,316.66	9,316.66
41368	COMM	09690AAD5	BMWLT 0.43% MAT	Redemption	09/26/2022	BMW VEHICLE	912,974.76			912,974.76
41491	COMM	3138LNKZ3	FNMAM 3.44% MAT	Interest	09/26/2022	FNMA Multi-Family			7,732.53	7,732.53
41491	COMM	3138LNKZ3	FNMAM 3.44% MAT	Redemption	09/26/2022	FNMA Multi-Family	3,438.42			3,438.42
41524	COMM	3133LJAN1	FHLM 1.5% MAT	Interest	09/26/2022	FHLMC Single Family			17,643.88	17,643.88
41524	COMM	3133LJAN1	FHLM 1.5% MAT	Redemption	09/26/2022	FHLMC Single Family	226,409.97			226,409.97
41525	COMM	3140QMQJ6	FNMAP 1.5% MAT	Interest	09/26/2022	FNMA Single Family			16,148.02	16,148.02
41525	COMM	3140QMQJ6	FNMAP 1.5% MAT	Redemption	09/26/2022	FNMA Single Family	275,464.05			275,464.05
41526	COMM	3140XDHF6	FNMAP 1.5% MAT	Interest	09/26/2022	FNMA Single Family			29,001.25	29,001.25
41526	COMM	3140XDHF6	FNMAP 1.5% MAT	Redemption	09/26/2022	FNMA Single Family	295,486.86			295,486.86
41675	COMM	3133LPUA3	FHLMC 1.5% MAT	Interest	09/26/2022	FHLMC Single Family			25,145.60	25,145.60
41675	COMM	3133LPUA3	FHLMC 1.5% MAT	Redemption	09/26/2022	FHLMC Single Family	259,277.48			259,277.48
41676	COMM	31418EAD2	FNMAP 1.5% MAT	Interest	09/26/2022	FNMA Single Family			22,364.06	22,364.06
41676	COMM	31418EAD2	FNMAP 1.5% MAT	Redemption	09/26/2022	FNMA Single Family	252,899.20			252,899.20
41765	COMM	05601XAC3	BMW VEHICLE	Interest	09/26/2022	BMW VEHICLE			14,895.84	14,895.84

**SANTA CLARA COUNTY INVESTMENTS**  
**Transaction Activity Report**  
**Sorted by Transaction Date - Transaction Date**

Investment #	Fund	CUSIP	Inv Descrip	TransactionType	TransactionDate	Issuer	New Principal	Principal Paydowns	Interest	Total Cash
41765	COMM	05601XAC3	BMW VEHICLE	Redemption	09/26/2022	BMW VEHICLE		538,073.39		538,073.39
41791	COMM	3137FQ3Y7	FHLMCM 2.19% MAT	Interest	09/26/2022	FHLMC Multi-Family			35,449.60	35,449.60
41791	COMM	3137FQ3Y7	FHLMCM 2.19% MAT	Redemption	09/26/2022	FHLMC Multi-Family		50,193.94		50,193.94
41803	COMM	3137BEVH4	FHLMC REMIC	Interest	09/26/2022	FHLMC Multi-Family			34,705.70	34,705.70
41803	COMM	3137BEVH4	FHLMC REMIC	Redemption	09/26/2022	FHLMC Multi-Family		564,048.70		564,048.70
41854	COMM	3138LDLP6	FNMAM 2.75% MAT	Interest	09/26/2022	FNMA Multi-Family			25,441.13	25,441.13
41854	COMM	3138LDLP6	FNMAM 2.75% MAT	Redemption	09/26/2022	FNMA Multi-Family		15,832.85		15,832.85
41892	COMM	3137H6LT0	FHLMCM 1.946%	Interest	09/26/2022	FHLMC Multi-Family			51,531.30	51,531.30
41892	COMM	3137H6LT0	FHLMCM 1.946%	Redemption	09/26/2022	FHLMC Multi-Family		51,676.80		51,676.80
42039	COMM	3138LCT54	FNMAM 3.1% MAT	Interest	09/26/2022	FNMA Multi-Family			93,430.55	93,430.55
42039	COMM	3138LCT54	FNMAM 3.1% MAT	Redemption	09/26/2022	FNMA Multi-Family		991,734.36		991,734.36
42046	COMM	3137H73W1	FHLMCM 2.75% MAT	Interest	09/26/2022	FHLMC Multi-Family			50,190.98	50,190.98
42046	COMM	3137H73W1	FHLMCM 2.75% MAT	Redemption	09/26/2022	FHLMC Multi-Family		3,276,960.28		3,276,960.28
42093	COMM	3137F1G44	FHLMCM 3.243%	Interest	09/26/2022	FHLMC Multi-Family			94,587.50	94,587.50
42093	COMM	3137F1G44	FHLMCM 3.243%	Redemption	09/26/2022	FHLMC Multi-Family		752,768.02		752,768.02
42099	COMM	3137BXQY1	FHLMCM 3.224%	Interest	09/26/2022	FHLMC Multi-Family			107,466.68	107,466.68
42099	COMM	3137BXQY1	FHLMCM 3.224%	Redemption	09/26/2022	FHLMC Multi-Family		871,656.75		871,656.75
42110	COMM	3137F2LJ3	FHLMCM 3.117%	Interest	09/26/2022	FHLMC Multi-Family			90,912.50	90,912.50
42110	COMM	3137F2LJ3	FHLMCM 3.117%	Redemption	09/26/2022	FHLMC Multi-Family		726,190.22		726,190.22
42111	COMM	3138LDYK3	FNMA 2.55% MAT	Interest	09/26/2022	FNMA NOTES			86,867.62	86,867.62
42111	COMM	3138LDYK3	FNMA 2.55% MAT	Redemption	09/26/2022	FNMA NOTES		81,170.55		81,170.55
42112	COMM	3138LFUJ5	FNMAM 2.47% MAT	Interest	09/26/2022	FNMA Multi-Family			42,538.89	42,538.89
42112	COMM	3138LFUJ5	FNMAM 2.47% MAT	Redemption	09/26/2022	FNMA Multi-Family		468,908.33		468,908.33
42115	WK	3137F2LJ3	FHLMCM 3.117%	Interest	09/26/2022	FHLMC Multi-Family			2,597.50	2,597.50
42115	WK	3137F2LJ3	FHLMCM 3.117%	Redemption	09/26/2022	FHLMC Multi-Family		20,730.44		20,730.44
42120	COMM	3136AK2F9	FNMAM 3.39768%	Interest	09/26/2022	FNMA Multi-Family			112,333.65	112,333.65
42120	COMM	3136AK2F9	FNMAM 3.39768%	Redemption	09/26/2022	FNMA Multi-Family		64,705.58		64,705.58
42133	COMM	3138LD5W9	FNMAM 2.625% MAT	Interest	09/26/2022	FNMA Multi-Family			32,812.50	32,812.50
42133	COMM	3138LD5W9	FNMAM 2.625% MAT	Redemption	09/26/2022	FNMA Multi-Family		376,697.08		376,697.08
42137	COMM	3138LD5W9	FNMAM 2.625% MAT	Interest	09/26/2022	FNMA Multi-Family			32,812.50	32,812.50
42137	COMM	3138LD5W9	FNMAM 2.625% MAT	Redemption	09/26/2022	FNMA Multi-Family		376,154.47		376,154.47
42150	COMM	3137F1G44	FHLMCM 3.243%	Interest	09/26/2022	FHLMC Multi-Family			54,050.00	54,050.00
42150	COMM	3137F1G44	FHLMCM 3.243%	Redemption	09/26/2022	FHLMC Multi-Family		425,275.08		425,275.08
42151	COMM	3138LEC82	FNMAM 2.57% MAT	Interest	09/26/2022	FNMA Multi-Family			44,261.11	44,261.11
42151	COMM	3138LEC82	FNMAM 2.57% MAT	Redemption	09/26/2022	FNMA Multi-Family		493,301.68		493,301.68
42183	COMM	05602RAD3	BMWOT 3.21% MAT	Interest	09/26/2022	BMW VEHICLE			37,450.00	37,450.00
42183	COMM	05602RAD3	BMWOT 3.21% MAT	Redemption	09/26/2022	BMW VEHICLE		282,901.53		282,901.53
42187	COMM	3137F4CY6	FHLMCM 2.92% MAT	Interest	09/26/2022	FHLMC Multi-Family			60,636.43	60,636.43
42187	COMM	3137F4CY6	FHLMCM 2.92% MAT	Redemption	09/26/2022	FHLMC Multi-Family		9,836.50		9,836.50
42188	COMM	3140HV6S8	FNMAM 2.19% MAT	Interest	09/26/2022	FNMA Multi-Family			56,575.00	56,575.00

**SANTA CLARA COUNTY INVESTMENTS**  
**Transaction Activity Report**  
**Sorted by Transaction Date - Transaction Date**

Investment #	Fund	CUSIP	Inv Descrip	TransactionType	TransactionDate	Issuer	New Principal	Principal Paydowns	Interest	Total Cash
42188	COMM	3140HV6S8	FNMAM 2.19% MAT	Redemption	09/26/2022	FNMA Multi-Family		688,482.14		688,482.14
42205	COMM	3137FMD25	FHLMCM 2.875%	Interest	09/26/2022	FHLMC Multi-Family			47,772.91	47,772.91
42205	COMM	3137FMD25	FHLMCM 2.875%	Redemption	09/26/2022	FHLMC Multi-Family		516,507.54		516,507.54
42233	WK	3137BRQK4	FHLMCM 2.624%	Interest	09/26/2022	FHLMC Multi-Family			4,373.33	4,373.33
42233	WK	3137BRQK4	FHLMCM 2.624%	Redemption	09/26/2022	FHLMC Multi-Family		47,961.44		47,961.44
42234	COMM	3138LD5W9	FNMAM 2.625% MAT	Interest	09/26/2022	FNMA Multi-Family			17,500.00	17,500.00
42234	COMM	3138LD5W9	FNMAM 2.625% MAT	Redemption	09/26/2022	FNMA Multi-Family		202,721.88		202,721.88
<b>Totals for 09/26/2022</b>							<b>249,978,798.61</b>	<b>321,455,119.61</b>	<b>2,796,678.89</b>	<b>74,272,999.89</b>
42575	COMM	16536JUU2	CHES DISC NOTE	Purchase	09/27/2022	CHESHAM FINANCE	74,993,625.00			-74,993,625.00
42576	COMM	5148X1JU8	LANDES DISC NOTE	Purchase	09/27/2022	LANDES	124,989,409.72			-124,989,409.72
42577	COMM	63873KJU2	NATXNY DISC NOTE	Purchase	09/27/2022	Natixis NY Branch	49,995,763.89			-49,995,763.89
42578	COMM	931142EX7	WALMART INC, SR	Purchase	09/27/2022	WALMART	9,788,250.00			-9,788,250.00
42572	COMM	16536JUT5	CHES DISC NOTE	Redemption	09/27/2022	CHESHAM FINANCE		75,000,000.00		75,000,000.00
42573	COMM	5148X1JT1	LANDES DISC NOTE	Redemption	09/27/2022	LANDES		125,000,000.00		125,000,000.00
42574	COMM	63873KJT5	NATXNY DISC NOTE	Redemption	09/27/2022	Natixis NY Branch		50,000,000.00		50,000,000.00
41705	COMM	3133ENJQ4	FFCB FLOAT MAT	Interest	09/27/2022	FFCB NOTES			107,772.22	107,772.22
<b>Totals for 09/27/2022</b>							<b>259,767,048.61</b>	<b>250,000,000.00</b>	<b>107,772.22</b>	<b>-9,659,276.39</b>
42579	COMM	16536JJV0	CHES DISC NOTE	Purchase	09/28/2022	CHESHAM FINANCE	74,993,625.00			-74,993,625.00
42580	COMM	5148X1JV6	LANDES DISC NOTE	Purchase	09/28/2022	LANDES	124,989,409.72			-124,989,409.72
42581	COMM	63873KJV0	NATXNY DISC NOTE	Purchase	09/28/2022	Natixis NY Branch	49,995,763.89			-49,995,763.89
42582	COMM	79490BNT9	SALREC DISC NOTE	Purchase	09/28/2022	SALISBURY REC CO	49,336,180.56			-49,336,180.56
42575	COMM	16536JUU2	CHES DISC NOTE	Redemption	09/28/2022	CHESHAM FINANCE		75,000,000.00		75,000,000.00
42576	COMM	5148X1JU8	LANDES DISC NOTE	Redemption	09/28/2022	LANDES		125,000,000.00		125,000,000.00
42577	COMM	63873KJU2	NATXNY DISC NOTE	Redemption	09/28/2022	Natixis NY Branch		50,000,000.00		50,000,000.00
40720	COMM	3133EMBE1	FEDERAL FARM CR	Interest	09/28/2022	FFCB NOTES			21,675.00	21,675.00
41948	COMM	45906M3C3	IBRD 2.25% MAT	Interest	09/28/2022	INTL BANK RECON &			279,750.00	279,750.00
<b>Totals for 09/28/2022</b>							<b>299,314,979.17</b>	<b>250,000,000.00</b>	<b>301,425.00</b>	<b>-49,013,554.17</b>
42583	COMM	16536JJW8	CHES DISC NOTE	Purchase	09/29/2022	CHESHAM FINANCE	74,993,625.00			-74,993,625.00
42584	COMM	5148X1JW4	LANDES DISC NOTE	Purchase	09/29/2022	LANDES	124,989,409.72			-124,989,409.72
42585	COMM	63873KJW8	NATXNY DISC NOTE	Purchase	09/29/2022	Natixis NY Branch	49,995,763.89			-49,995,763.89
42579	COMM	16536JJV0	CHES DISC NOTE	Redemption	09/29/2022	CHESHAM FINANCE		75,000,000.00		75,000,000.00
42580	COMM	5148X1JV6	LANDES DISC NOTE	Redemption	09/29/2022	LANDES		125,000,000.00		125,000,000.00
42581	COMM	63873KJV0	NATXNY DISC NOTE	Redemption	09/29/2022	Natixis NY Branch		50,000,000.00		50,000,000.00
<b>Totals for 09/29/2022</b>							<b>249,978,798.61</b>	<b>250,000,000.00</b>		<b>21,201.39</b>
42586	COMM	16536JK30	CHES DISC NOTE	Purchase	09/30/2022	CHESHAM FINANCE	124,968,125.00			-124,968,125.00
42587	COMM	3134GX3A0	FEDERAL HOME LN	Purchase	09/30/2022	FHLMC NOTES	14,934,600.00			-14,934,600.00
42588	COMM	SYS42588	OPGXX	Purchase	09/30/2022	STATE STREET US	200,000,000.00			-200,000,000.00
41335	COMM	06367CKP1	BMOCHI 0.2% MAT	Redemption	09/30/2022	BANK OF		50,000,000.00		50,000,000.00

**SANTA CLARA COUNTY INVESTMENTS**  
**Transaction Activity Report**  
**Sorted by Transaction Date - Transaction Date**

Investment #	Fund	CUSIP	Inv Descrip	TransactionType	TransactionDate	Issuer	New Principal	Principal Paydowns	Interest	Total Cash
41497	COMM	22535C5N7	CREDIT AGRICOLE	Redemption	09/30/2022	Credit Agricole CIB		50,000,000.00		50,000,000.00
42583	COMM	16536JJW8	CHES DISC NOTE	Redemption	09/30/2022	CHESHAM FINANCE		75,000,000.00		75,000,000.00
42584	COMM	5148X1JW4	LANDES DISC NOTE	Redemption	09/30/2022	LANDES		125,000,000.00		125,000,000.00
42585	COMM	63873KJW8	NATXNY DISC NOTE	Redemption	09/30/2022	Natixis NY Branch		50,000,000.00		50,000,000.00
40625	COMM	3134GWUD6	FEDERAL HOME LN	Interest	09/30/2022	FHLMC NOTES			30,000.00	30,000.00
40626	COMM	3134GWWR3	FEDERAL HOME LN	Interest	09/30/2022	FHLMC NOTES			63,700.00	63,700.00
41031	COMM	3130ALMM3	FEDERAL HOME	Interest	09/30/2022	FHLB NOTES			46,000.00	46,000.00
41335	COMM	06367CKP1	BMOCHI 0.2% MAT	Interest	09/30/2022	BANK OF			109,722.20	109,722.20
41497	COMM	22535C5N7	CREDIT AGRICOLE	Interest	09/30/2022	Credit Agricole CIB			110,000.00	110,000.00
41726	WK	91282CAM3	UNITED STATES	Interest	09/30/2022	U.S. TREASURY			3,750.00	3,750.00
41727	PCF	91282CAM3	UNITED STATES	Interest	09/30/2022	U.S. TREASURY			1,250.00	1,250.00
41816	COMM	912828YG9	UNITED STATES	Interest	09/30/2022	U.S. TREASURY			162,500.00	162,500.00
42335	SJE	60934N666	FTFXX 0.%	Interest	09/30/2022	FEDERATED TAX			16,981.74	16,981.74
42335	SJE	60934N666	FTFXX 0.%	Purchase	09/30/2022	FEDERATED TAX	16,981.74			-16,981.74
<b>Totals for 09/30/2022</b>							<b>339,919,706.74</b>	<b>350,000,000.00</b>	<b>543,903.94</b>	<b>10,624,197.20</b>
<b>Grand Total</b>							<b>20,237,829,978.</b>	<b>21,937,013,370.</b>	<b>34,342,020.63</b>	<b>1,733,525,413.1</b>