

County of Santa Clara



Finance Agency Controller-Treasurer Department

County Government Center
70 W. Hedding Street, East Wing, 2nd Floor
San Jose, California 95110-1705
(408) 299-5200 FAX (408) 288-9237

August 12, 2022

Submitted by: DocuSigned by:
Margaret Olaiya
88C20E0A14E143D...
Margaret Olaiya, Finance Director

TO: BOARD OF TRUSTEES, SANTA CLARA COUNTY SCHOOL DISTRICTS
BOARDS OF DIRECTORS, SANTA CLARA COUNTY SPECIAL PURPOSE DISTRICTS

FROM: MARIA OBERG, ASSISTANT CONTROLLER-TREASURER DocuSigned by:
Maria Oberg
9ABA3FDE7592488...

SUBJECT: COUNTY OF SANTA CLARA TREASURY INVESTMENT PORTFOLIO STATUS

RECOMMENDATION

Receive and file the June 30, 2022, Detailed Investment Portfolio Listing.

DISCUSSION

In compliance with the State of California Government Code as amended by Chapters 783 and 784, Statutes of 1995 and in compliance with County Policy, the Santa Clara County Treasury Investment Portfolio Report as of June 30, 2022, is submitted for your review and acceptance.

The attached detailed investment reports list each investment of the County Treasury Pool, as well as individual reports for specific investment funds that each school district or special district has in the County Treasury. The reports include the respective purchase and maturity dates, par value, amortized cost, market value, and yield to maturity for each investment.

A summary of market value versus cost is provided below for Commingled Investments of the County Pool.

	Cost	Market Value	Increase (Decrease)	Percent
Commingled Investments	\$ 11,103,252,552	\$ 10,827,797,373	-\$ 275,455,179	-2.48%

TO: SANTA CLARA COUNTY SCHOOL DISTRICTS AND SPECIAL PURPOSE DISTRICTS

Page 2

The yield of the Pool on June 30, 2022 was 1.25%. As a comparison, on June 30, 2022, the yield of a 6-month Treasury Bill was 2.46%. A two-year Treasury Note was 2.95%. The State of California Local Agency Investment Fund (LAIF) yield was .86%.

Attached with the current investment-economic outlook is a schedule that lists the average weighted maturities and yield for the Commingled Investment Pool. Charts outlining investment concentration and distribution of bond maturities are provided for the Pool. Also included is a chart showing the one-year history of the Pool along with interest rates offered by selected comparable instruments.

Securities are purchased with the expectation that they will generally be held to maturity, hence unrealized gains or losses are not reflected in the yield calculations.

The market values of Pool securities were taken from pricing services provided by Bank of New York Mellon, Bloomberg Analytics, dealer quotes, and an independent pricing service.

A combination of maturing securities, new revenues, and tax receipts will adequately cover the anticipated cash flow needs for the next six months. Cash flows are continually monitored and are considered paramount in the selection of securities purchased for the Pool.

Attachments:

June 30, 2022, Quarterly Investment Report



Quarterly Investment Report

June 30, 2022



Quarterly Investment Review Table of Contents

Quarterly Investment Report Table of Contents

Summary of Cost Values versus Market Values and Yields	1
Economic Update and Portfolio Strategy	2
Liquidity Adequacy and Review and Monitoring	4
Commingled Pool: Allocation by Security Types	5
Commingled Pool: Allocation by Ratings	6
Commingled Pool: Holdings by Issuer	7
Commingled Pool: Historical Month End Book Values	8
Commingled Pool: Distribution by Maturity	9
Commingled Pool: Yield to Maturity and Weighted Average Maturity	10
Approved Issuers and Broker/Dealers	11
Commingled Pool: Compliance with Investment Policy	12
Commingled Pool: Month Ended April 30, 2022	13
Commingled Pool: Month Ended May 31, 2022	14
Holdings Report: Commingled Pool	15
Holdings Report: Worker's Compensation	32
Holdings Report: Park Charter Fund	34
Holdings Report: San Jose-Evergreen	35
Transaction Activity Report	36

Board of Supervisors: Mike Wasserman, Cindy Chavez, Dave Cortese, Susan Ellenberg, S. Joseph Simitian

County Executive: Jeffrey V. Smith



Santa Clara County Commingled Pool and Segregated Investments

June 30, 2022

Fund	Cost Value**	Market Value	Variance	% Variance
Commingled Investment Pool	\$11,103,252,552	\$10,827,797,373	-\$275,455,179	-2.48%
Worker's Compensation	\$30,172,452	\$29,168,997	-\$1,003,455	-3.33%
Park Charter Fund	\$4,432,079	\$4,302,413	-\$129,666	-2.93%
San Jose-Evergreen	\$21,296,027	\$21,249,103	-\$46,925	-0.22%
Medical Malpractice Insurance Fund (1)	\$9,837,267	\$9,468,296	-\$368,970	-3.75%
Total	\$11,168,990,377	\$10,891,986,181	-\$277,004,196	-2.48%

(1) Managed by Chandler Asset Management, Inc.

Summary of Yields* for Select Santa Clara County Investment Funds

Fund	2022			2021
	<u>Apr 30</u>	<u>May 31</u>	<u>Jun 30</u>	<u>Jun 30</u>
Commingled Investment Pool	0.86%	1.09%	1.25%	0.76%
Worker's Compensation	1.22%	1.54%	1.61%	1.41%
Weighted Yield	0.86%	1.09%	1.25%	0.76%

*Yield to maturity (YTM) is the rate of return paid on a bond, note, or other fixed income security if the investor buys and holds it to its maturity date and if the coupon interest paid over the life of the bond is reinvested at the same rate as the coupon rate. The calculation for YTM is based on the coupon rate, length of time to maturity, and market price at time of purchase.

Yield is a snapshot measure of the yield of the portfolio on the day it was measured based on the current portfolio holdings on that day. This is not a measure of total return, and is not intended to be, since it does not factor in unrealized capital gains and losses and reinvestment rates are dependent upon interest rate changes

**Cost Value is the amortized book value of the securities as of the date of this report.



Santa Clara County Commingled Pool and Segregated Investments

Economic Update and Portfolio Strategy

June 30, 2022

The U.S. domestic economy is already slowing and has clearly lost momentum in response to the Federal Reserve Bank's repeated interest rate increases and the challenges presented by rising inflation. Gross domestic product contracted at a 0.9 percent annualized pace in the second quarter, a consecutive quarterly decline after 1.6 percent negative growth in the first three months of the year. Nevertheless, economists are not viewing the current circumstance as broad-based weakness in the economy or as a recession. The economy continues to be bolstered by strong labor markets with an unemployment rate of 3.6 percent, a 50-year low. The U.S. added 2.7 million jobs the first half of 2022, a pace of about 450,000 jobs a month which is much stronger than the average prior to the Covid-19 pandemic. Payroll growth has been slowing but continues to be positive. Adjusted for inflation, personal consumption has continued to expand this year, rising in five of the past six months. Consumer spending accounts for around 70 percent of the US economy, so it remains a key driver for growth.

Federal Reserve Bank (Fed) policy makers have been forcefully raising interest rates to slow inflation and have signaled that their top priority is to reduce high inflation. Policy makers who have a dual mandate from Congress for maximum employment and to maintain price stability (low inflation) have been a target of criticism for misjudging inflation and being slow to respond. The Fed is seeking to cool off economic demand in response to surging prices that have persisted longer than expected. The consumer price index rose 9.1 percent in June from a year earlier in a broad-based advance, and which was the largest gain since 1981. The Fed has hiked its benchmark rate four times since March 2022 at which time, rates were near zero. Most recently, the central bank lifted its rate to a range between 2.25 and 2.50 percent on July 27th. Economists expect the Fed will accelerate the reduction of its balance sheet, which began this June with the runoff of maturing securities. Overall reductions should amount to \$1.1 trillion a year. This means the bank's balance sheet should shrink to \$8.4 trillion by year end, and contract to \$6.5 trillion in December 2024.

It is too soon to fully gauge the impact of the Fed's efforts so far. Certain inflation sources including the war in Ukraine and China's Covid Zero program lie outside the influence of monetary policy. The effects of higher rates are particularly evident in the housing market where sales have slowed as higher borrowing costs continue to reduce affordability. The average rate on a 30-year mortgage is nearly double what it was a year prior. Sales of previously owned homes fell in June to a two-year low. The Fed's impact also appears to be filtering more broadly through the economy. A steep decline in residential investment, a reduction in business spending and a slower rate of inventory replacement all contributed to GDP shrinking at a 0.9 percent annual rate from April through June 2022.

Most recently, US manufacturing activity continued to grow at a slower rate in June. Manufacturing has struggled this year amid supply chain difficulties, fewer orders as consumer spending slowed and a stronger US dollar which made exports more expensive. Companies have cited the damaging impact of inflation on costs which was now increasingly affecting revenues as rising prices destroyed demand for some goods and to a lesser extent services.

The central bank's interest-rate increases have not made a dent on wages. This has heightened concerns that prices will remain persistently high. The Labor Department's employment cost index (ECI), a broad gauge of wages and benefits, increased 1.3 percent in the second quarter from the prior three months. Compared with a year earlier, the labor costs measure rose 5.1 percent, an increase not seen in 20 years. Employers, with a near-record number of open positions, used higher pay and other perks to attract and retain workers. ECI is the preferred gauge of labor costs for Federal Reserve policy makers. The measure is not distorted by employment shifts among occupations or industries.



Santa Clara County Commingled Pool and Segregated Investments

Economic Update and Portfolio Strategy

June 30, 2022

Consumer spending has largely remained resilient despite inflation, mostly from energy prices as well as broader-based increases, diminishing spending power. Even though wages have been rising fast, they are still not keeping up with inflation. Inflation-adjusted spending barely rose in June after falling in the prior month according to Commerce Department data. Consumers are drawing down savings, switching brands, forgoing discretionary purchases to cope with higher prices. The saving rate declined to 5.1%, the lowest since 2009.

Because of discouraging inflation and growth news, some economists expect policy makers will not have to tighten monetary policy much further, thereby pausing early and then lowering interest rates quickly. Others see the Fed raising rates to a range of 4.0 to 4.25 percent by the first quarter of 2023. This compares with 2.25 to 2.50 percent today. Even though, recent results from the purchasing manager's index and housing data imply that demand is starting to wane, the June CPI figures suggest that such developments have had little impact on prices thus far, both in terms of the general level and the broadening of price pressures. Consequently, continued tightening is required. Those who expect more aggressive tightening also expect policy makers will maintain their resolve to push inflation completely back down to 2 percent, the preferred pace of inflation cited by policy makers.

The yields of U.S. government securities along with those of all domestic bonds have risen in anticipation of tighter monetary policy and consequently have suffered substantial price declines. Bond prices and yield are inversely related and hence, move in opposite directions. Although the Fed has increased, so far, its policy rate, fed funds four times, the two-year Treasury yield has increased by 222 basis points from .734 percent on December 31, 2021, to 2.957 percent on June 30th, 2022. Likewise, ten-year Treasury yields rose almost as much over the same period to 3.016 percent from 1.51 percent, a 151-basis point surge.

The portfolio strategy continues to focus on the:

- (1) acquisition of high-quality issuers;
- (2) identifying and selecting bonds with attractive valuations;
- (3) appropriately sizing the liquidity portion of the portfolio to ensure adequate cash for near term obligations; and
- (4) ensuring that monies targeted for longer term investments are deployed in vehicles with favorable risk-adjusted yields.



Santa Clara County Commingled Pool and Segregated Investments

Portfolio Liquidity Adequacy, Review, and Monitoring

June 30, 2022

Yield and Weighted Average Maturity

The yield of the Commingled Pool is 1.25 and the weighted average life is 738 days.

Liquidity Adequacy

The County Treasurer believes the Commingled Pool contains sufficient cash flow from liquid and maturing securities, bank deposits and incoming cash to meet the next six months of expected expenditures.

Review and Monitoring

FHN Financial Main Street Advisors, the County's investment advisor, currently monitors the Treasury Department's investment activities.

Additional Information

Securities are purchased with the expectation that they will be held to maturity, so unrealized gains or losses are not reflected in the yield calculations.

The market values of securities were taken from pricing services provided by the Bank of New York Mellon, Bloomberg Analytics, dealer quotes, and an independent pricing service.

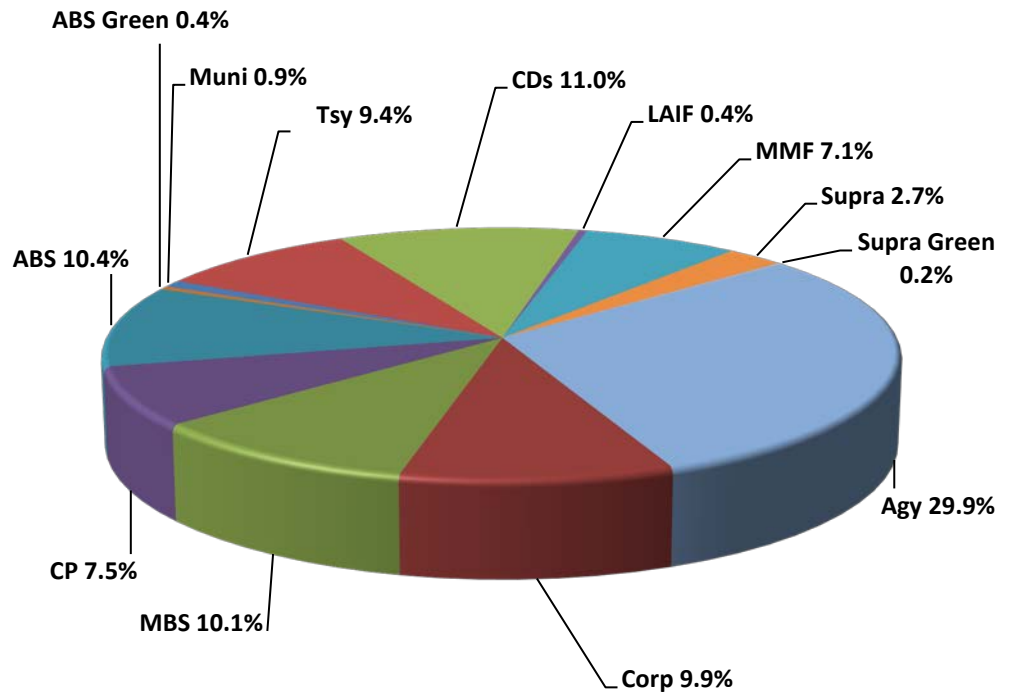


Santa Clara County Commingled Pool

Allocation by Security Types

June 30, 2022

Sector	6/30/2022	3/31/2022	% Chng
Federal Agencies	29.89%	29.73%	0.17%
Corporate Bonds	9.91%	9.50%	0.41%
Mortgage Backed Securities	10.15%	7.19%	2.96%
Commercial Paper	7.53%	7.48%	0.05%
ABS	10.41%	8.89%	1.52%
ABS Green Bonds	0.44%	0.47%	-0.02%
Municipal Securities	0.86%	0.97%	-0.11%
U.S. Treasuries	9.37%	9.17%	0.20%
Negotiable CDs	11.03%	15.59%	-4.56%
LAIF	0.39%	0.41%	-0.02%
Money Market Funds	7.11%	7.55%	-0.44%
Supranationals	2.67%	2.82%	-0.15%
Supranationals Green Bonds	0.22%	0.23%	-0.01%
Total	100.00%	100.00%	



Sector	6/30/2022	3/31/2022
Federal Agencies	3,319,066,939	3,127,034,107
Corporate Bonds	1,100,816,465	999,803,424
Mortgage Backed Securities	1,126,469,304	755,887,855
Commercial Paper	836,595,674	787,284,454
ABS	1,155,725,801	935,073,222
ABS Green Bonds	48,993,778	48,993,778
Municipal Securities	95,925,213	102,196,141
U.S. Treasuries	1,040,331,758	964,281,931
Negotiable CDs	1,224,900,420	1,639,901,049
LAIF	43,246,452	43,212,399
Money Market Funds	789,873,918	794,323,347
Supranational	296,801,892	296,816,390
Supranationals Green Bonds	24,504,939	24,464,690
Total	11,103,252,552	10,519,272,787

Amounts are based on book value

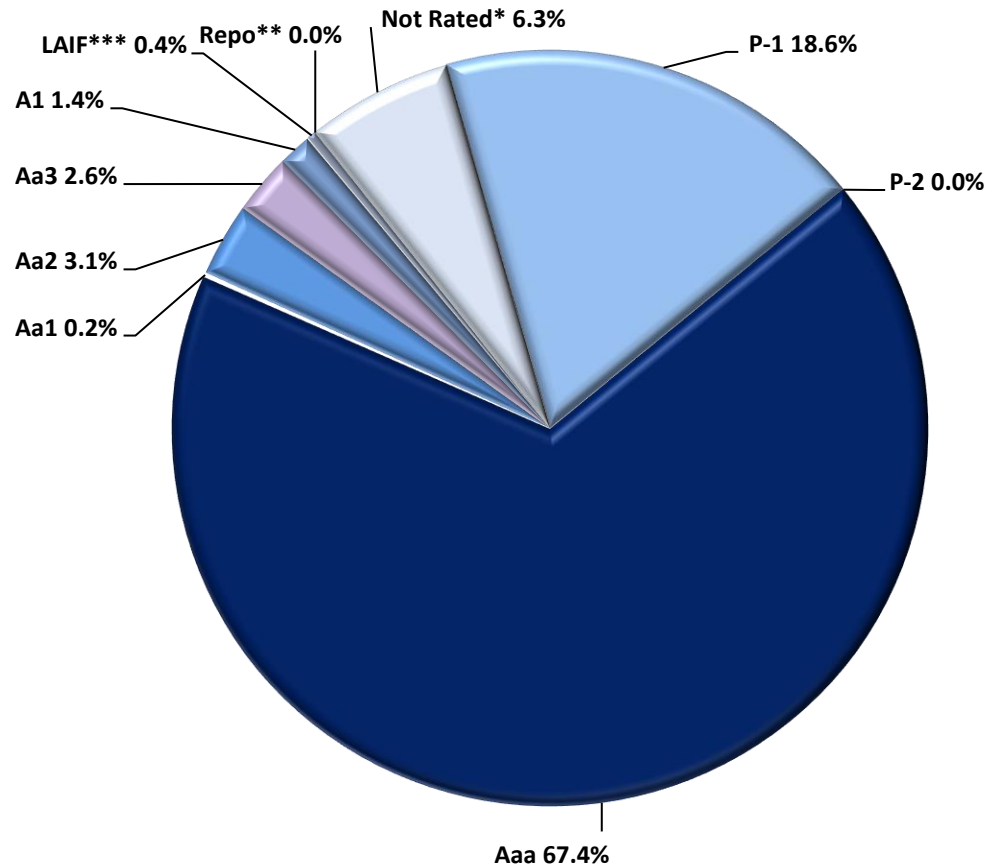


Santa Clara County Commingled Pool

Allocation by Ratings

June 30, 2022

Moody's Rating	Portfolio \$	Portfolio %
P-1	2,061,446,647	18.6%
P-2	-	0.0%
Aaa	7,486,576,139	67.4%
Aa1	22,491,724	0.2%
Aa2	347,945,895	3.1%
Aa3	290,134,063	2.6%
A1	154,928,285	1.4%
A2	2,495,000	0.0%
A3	-	0.0%
LAIF***	43,246,452	0.4%
Repo**	-	0.0%
Not Rated*	693,988,349	6.3%
Total	11,103,252,552	100.0%



*Not Rated by Moody's but at least A-1 & F1 by S&P & Fitch.

**Repurchase Agreements are not rated, but are collateralized by U.S. Treasury securities or securities issued by the Federal Agencies of the U.S.

***LAIF is not rated, but is comprised of State Code allowable securities


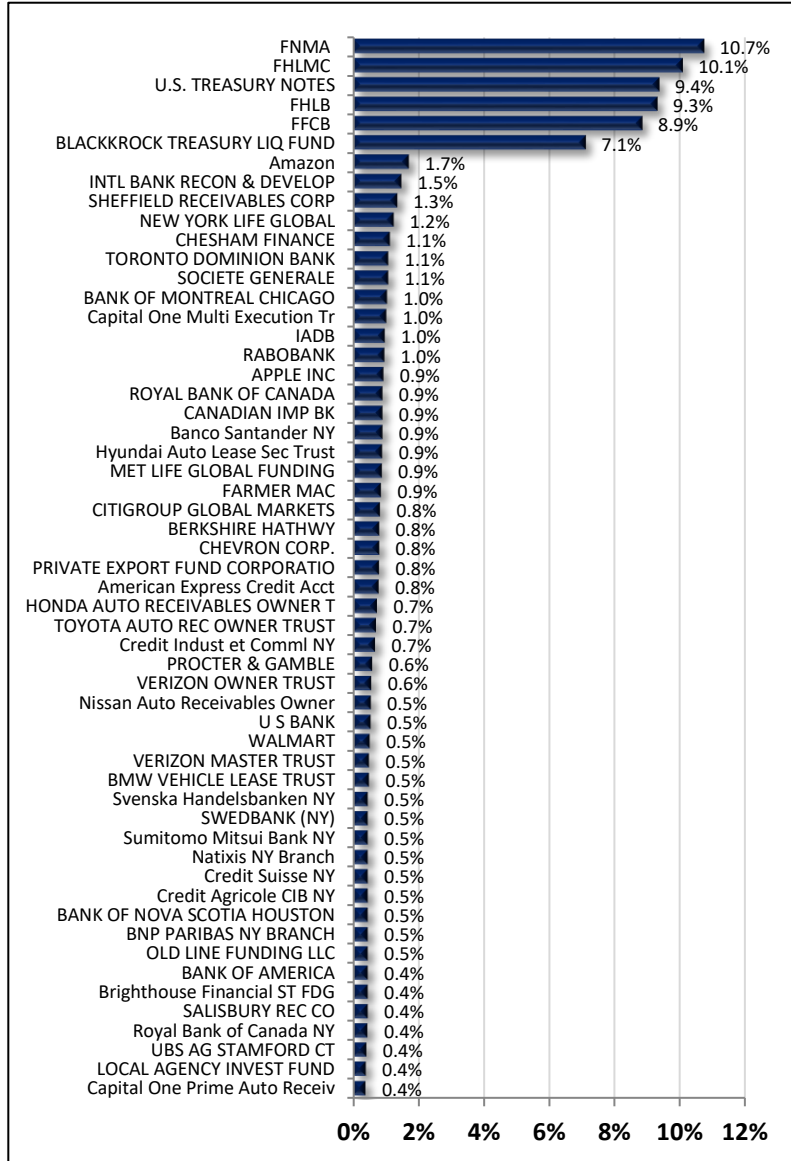
Amounts are based on book values



Santa Clara County Commingled Pool

Holdings by Issuer - Percent of Commingled Pool

June 30, 2022



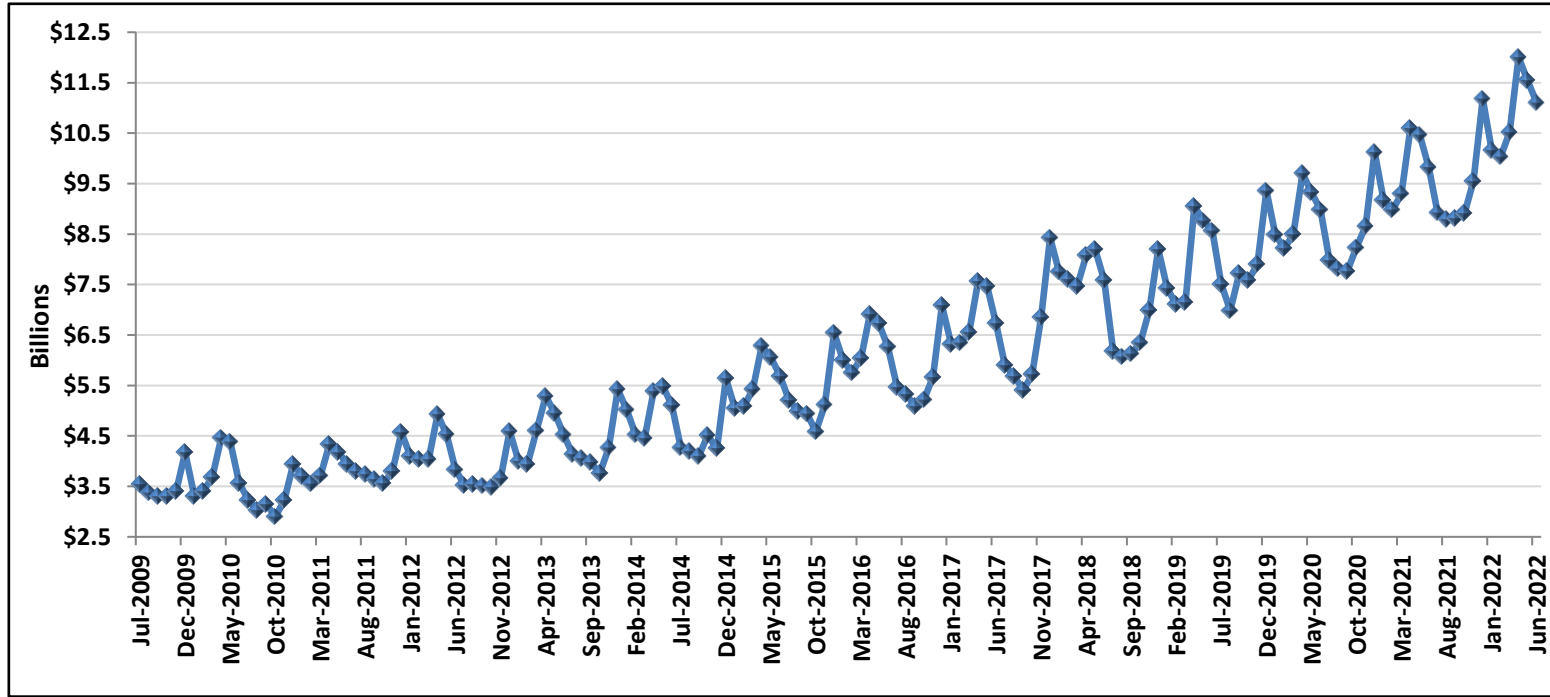
Amounts are based on book values



Santa Clara County Commingled Pool

Historical Month End Book Values

June 30, 2022



Fiscal Year	Jul	Aug	Sep	Oct	Nov	Dec	Jan	Feb	Mar	Apr	May	Jun
FY 2012	\$3.801	\$3.736	\$3.637	\$3.555	\$3.805	\$4.567	\$4.097	\$4.040	\$4.032	\$4.926	\$4.525	\$3.833
FY 2013	\$3.508	\$3.517	\$3.515	\$3.469	\$3.645	\$4.600	\$3.918	\$3.982	\$4.606	\$5.286	\$4.952	\$4.521
FY 2014	\$4.133	\$4.052	\$3.975	\$3.758	\$4.271	\$5.419	\$5.019	\$4.520	\$4.461	\$5.386	\$5.487	\$5.108
FY 2015	\$4.267	\$4.194	\$4.096	\$4.051	\$4.247	\$5.639	\$5.045	\$5.085	\$5.420	\$6.284	\$6.065	\$5.690
FY 2016	\$5.212	\$4.990	\$4.941	\$4.587	\$5.120	\$6.543	\$5.997	\$5.752	\$6.040	\$6.911	\$6.728	\$6.263
FY 2017	\$5.469	\$5.328	\$5.088	\$5.220	\$5.671	\$7.082	\$6.319	\$6.348	\$6.550	\$7.556	\$7.469	\$6.730
FY 2018	\$5.898	\$5.689	\$5.408	\$5.720	\$6.850	\$8.427	\$7.754	\$7.608	\$7.472	\$8.079	\$8.192	\$7.584
FY 2019	\$6.180	\$6.068	\$6.127	\$6.350	\$6.987	\$8.199	\$7.425	\$7.105	\$7.151	\$9.054	\$8.767	\$8.565
FY 2020	\$7.510	\$6.984	\$7.179	\$7.583	\$7.909	\$9.363	\$8.487	\$8.219	\$8.494	\$9.705	\$9.321	\$8.977
FY 2021	\$7.976	\$7.814	\$7.767	\$8.234	\$8.653	\$10.129	\$9.174	\$8.981	\$9.296	\$10.594	\$10.473	\$9.829
FY 2022	\$8.922	\$8.794	\$8.809	\$8.909	\$9.553	\$11.180	\$10.167	\$10.031	\$10.519	\$12.009	\$11.545	\$11.103

Amounts in billions

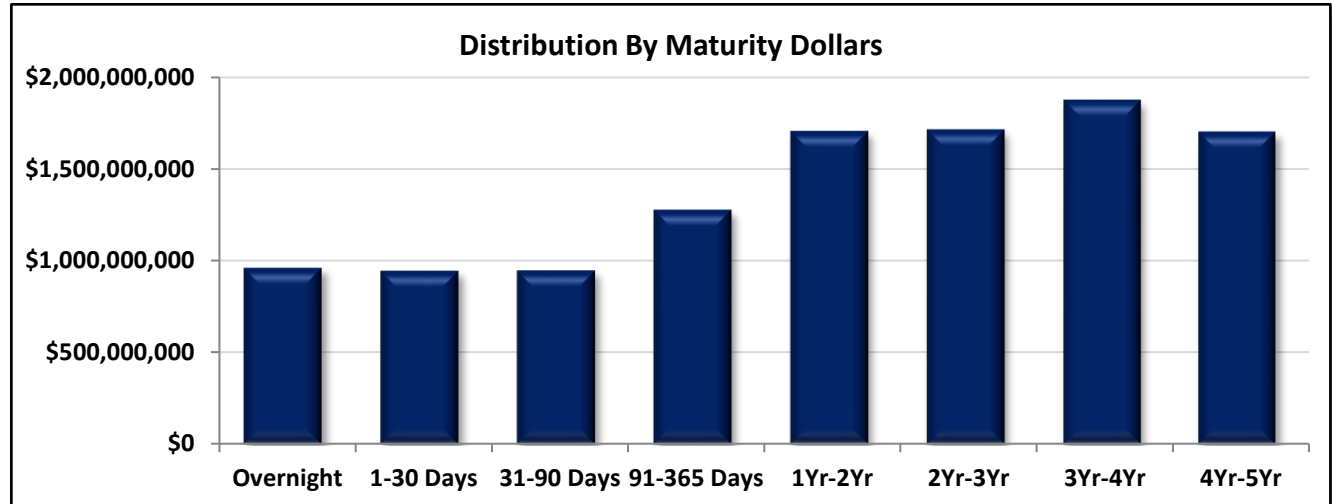


Santa Clara County Commingled Pool

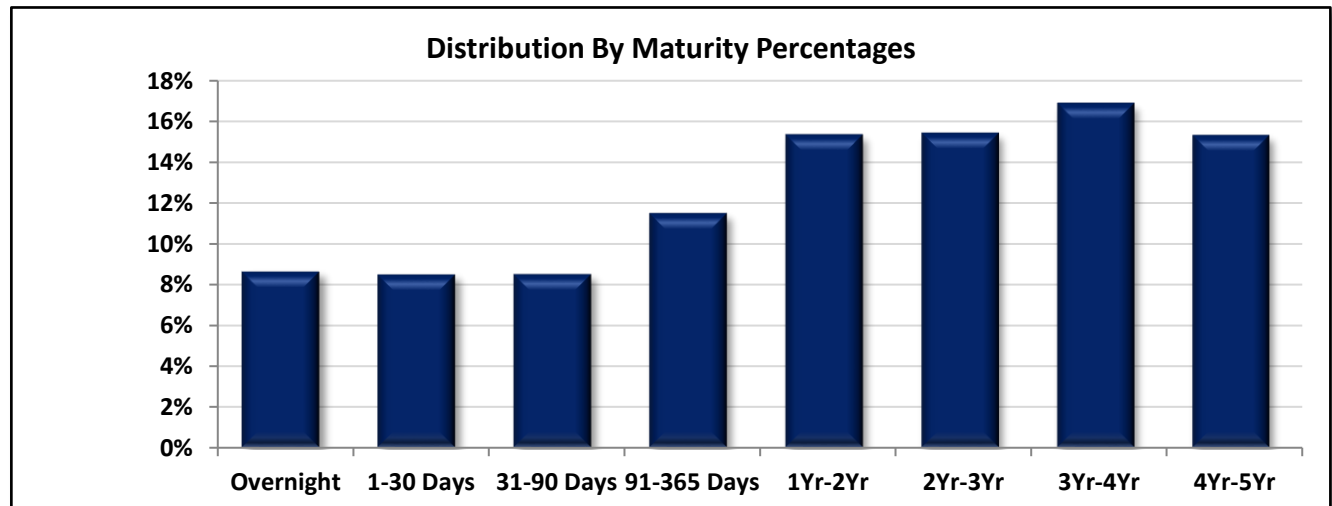
Distribution by Maturity

June 30, 2022

Maturity	Amount*
Overnight	958,120,370
1-30 Days	943,138,632
31-90 Days	944,128,684
91-365 Days	1,274,735,200
1Yr-2Yr	1,701,742,590
2Yr-3Yr	1,710,545,217
3Yr-4Yr	1,872,503,595
4Yr-5Yr	1,698,338,263
	11,103,252,552



Maturity	Amount*
Overnight	8.63%
1-30 Days	8.49%
31-90 Days	8.50%
91-365 Days	11.48%
1Yr-2Yr	15.33%
2Yr-3Yr	15.41%
3Yr-4Yr	16.86%
4Yr-5Yr	15.30%
	100.00%



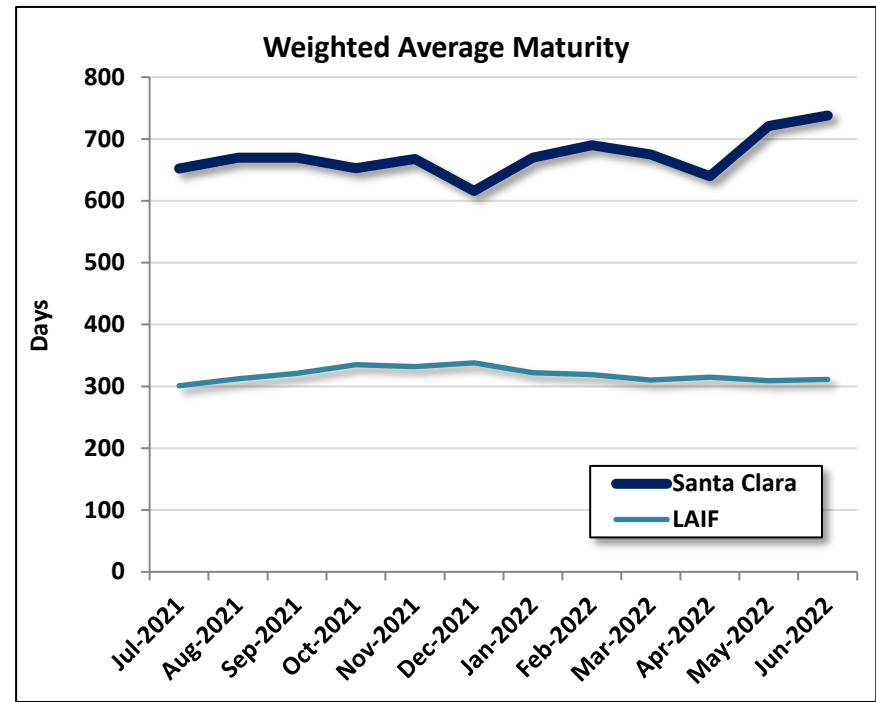
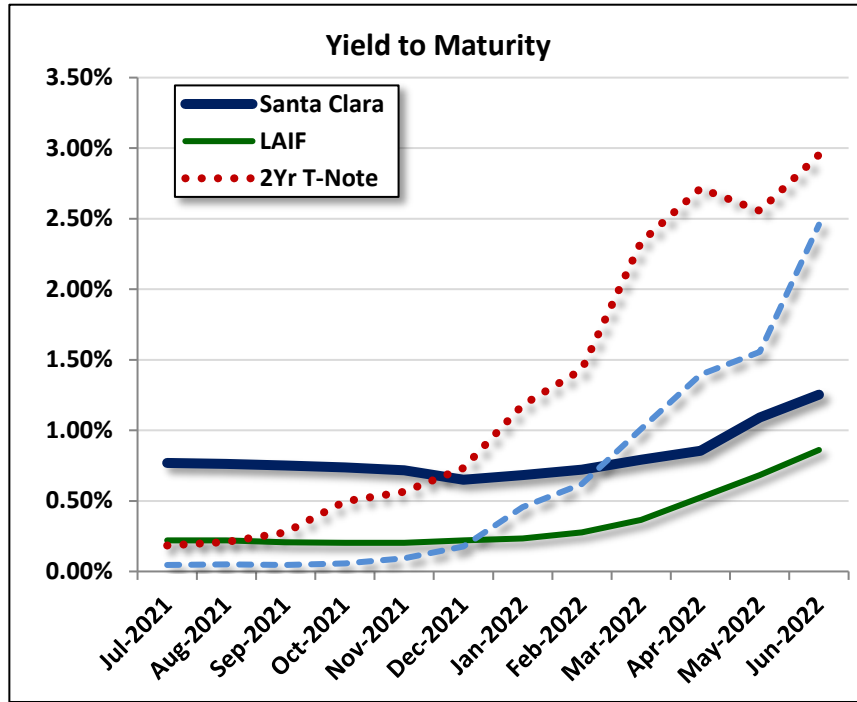
*Amounts are based on book value



Santa Clara County Commingled Pool

Yield to Maturity and Weighted Average Maturity

June 30, 2022



Item	Jul-21	Aug-21	Sep-21	Oct-21	Nov-21	Dec-21	Jan-22	Feb-22	Mar-22	Apr-22	May-22	Jun-22
SCC YTM	0.77%	0.76%	0.75%	0.74%	0.72%	0.65%	0.68%	0.72%	0.79%	0.86%	1.09%	1.25%
LAIF YTM	0.22%	0.22%	0.21%	0.20%	0.20%	0.22%	0.23%	0.28%	0.37%	0.52%	0.68%	0.86%
6 Mon T-Bill	0.05%	0.05%	0.05%	0.06%	0.09%	0.18%	0.46%	0.62%	1.01%	1.40%	1.56%	2.46%
2Yr T-Note	0.18%	0.21%	0.28%	0.50%	0.57%	0.73%	1.18%	1.43%	2.34%	2.72%	2.56%	2.95%
SCC WAM	652	670	670	653	668	616	670	690	675	640	721	738
LAIF WAM	301	312	321	335	332	338	322	319	310	315	309	311
SCC Duration*	1.20	1.27	1.30	1.34	1.41	1.23	1.37	1.40	1.39	1.42	1.50	1.52
LAIF Duration	0.79	0.82	0.84	0.88	0.87	0.89	0.85	0.84	0.81	0.83	0.81	0.82

*Duration is expressed in years. The Duration for LAIF is an estimate

Note: Yield to Maturity for 2Yr T-Note and 6 Mon T-bill are yields at market levels. LAIF and Santa Clara yields are calculated at purchase cost.



Santa Clara County

Approved Issuers and Broker/Dealers

June 30, 2022

Direct Commercial Paper Issuers

Toyota Motor Credit

Broker/Dealers

Academy Securities, Inc

Bank of America Merrill Lynch

Barclays Capital, Inc

BMO Capital Markets

BNP Paribas Securities Corp

BNY Mellon Capital Markets, LLC

BOK Financial Securities (Bank of Oklahoma)

Brean Capital LLC

Cantor Fitzgerald & Co

Citigroup Global Markets Inc

Daiwa Capital Markets America Inc

Deutsche Bank Securities Inc

INSPEREX

Jefferies LLC

JP Morgan Securities, Inc

Keybanc Capital Markets, Inc

Loop Capital Markets LLC

Mizuho Securities USA, Inc

MUFG Securities USA LLC

Raymond James, Inc.

RBC Capital Markets, Inc

UBS Securities LLC

Vining Sparks LP

Williams Capital

Santa Clara County Commingled Pool
Compliance with Investment Policy
June 30, 2022



Item/Sector	Parameters	In Compliance
Maturity	Weighted Average Maturity (WAM) must be less than 36 months	Yes
Interest Periods	Securities must pay interest within one year of the initial investment and at least semiannually in subsequent years	Yes
Investment Swaps	Similar maturity swaps, so as not to affect cash flow needs, should have minimum 5 basis point gain	Yes
Issuer Limits	No more than 5% of the portfolio shall be invested in aggregate of any single institution of the following types: Bankers Acceptances, CP, Negotiable CDs, and Corporate Notes	Yes
U.S. Treasuries	No sector limit, no issuer limit, max maturity 5 years	Yes
U.S. Federal Agencies	No sector limit, no issuer limit, max maturity 5 years	Yes
LAIF	No sector limit, no issuer limit, CA State's deposit limit \$65 million	Yes
Repurchase Agreements	No sector limit, no Issuer limit, max maturity 92 days, treasury and agency collateral at 102% of investment, if maturity exceeds 15 days, must be collateralized by securities with 5 years or less maturities	Yes
Commercial Paper	Sector limit 40%, issuer limit 5%, max maturity 270 days, rated by at least two: A-1 (S&P), P-1 (Moody's), F-1 (Fitch), issued by domestic corporation w/ at least \$500 mil of assets, and long term debt rated by at least two: AA- (S&P/Fitch)/Aa3 (Moody's)	Yes
Corporate Bonds	Sector limit 30%, issuer limit 5%, max maturity 5 years, rated by at least two: AA- (S&P/Fitch)/Aa3 (Moody's), issued by domestic corps/depositories	Yes
Money Market Funds	Sector limit 20%, issuer limit 10%, rated by at least two: AAA-m (S&P/Fitch)/Aaa-mf (Moody's), MMF has at least \$500 mil managed	Yes
Negotiable Certificates of Deposit	Sector limit 30%, issuer limit 5%, max maturity 5 years, if under 1 year rated by at least two: A-1 (S&P), P-1 (Moody's), F-1 (Fitch), if greater than 1 year rated by at least two: AA- (S&P/Fitch)/Aa3 (Moody's)	Yes
Municipal Securities	Sector limit 10%, no issuer limit, State of CA, local CA agencies, and other municipal securities of the other 49 states, if long-term rated, then by at least two: A- (S&P/Fitch)/A3 (Moody's), if short-term rated, then by at least two: SP-1 (S&P), MIG-1 (Moody's), F-1 (Fitch), revenue based bonds payable solely out of the States' or local agencies' revenues	Yes
Mortgage-Backed Securities	Sector limit 20% in aggregate with ABS, no issuer limit, max maturity 5 years, collateralized by pools of conforming residential mortgage loans insured by FHLMC/FNMA and residential mortgages guaranteed by FHA (GNMA)	No
Asset-Backed Securities	Sector limit 20% in aggregate with ABS, no issuer limit, max maturity 5 years, collateralized by pools of loans such as installment/receivables, security must be rated by at least two: AA- (S&P/Fitch), Aa3 (Moody's), issuer rated by at least two: A- (S&P/Fitch), A3 (Moody's)	No
Supranational Debt Obligations	Sector limit 10%, max maturity 5 years, issued or unconditionally guaranteed by the IBRD, rated by at least two: AAA (S&P/Fitch), Aaa (Moody's)	Yes
Bankers' Acceptances	Sector limit 40%, issuer limit 5%, max maturity 180 days, rated by at least two: A-1 (S&P), P-1 (Moody's), F-1 (Fitch), issued by commercial banks, collateral must exceed market value of security by 2%	Yes, None in Portfolio
Securities Lending	Sector limit 20%, max maturity 92 days for loans and reinvestment, loan counterparty must be a primary dealer, loaned securities must be owned for at least 30 days	Yes, None in Portfolio



Santa Clara County Commingled Pool

Allocation by Security Types

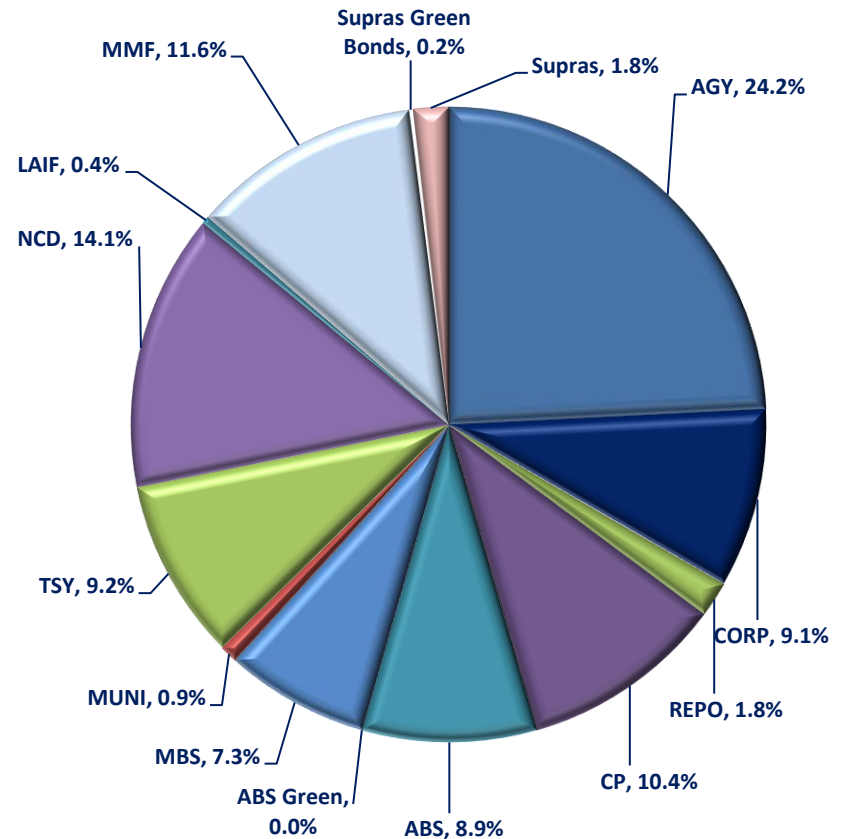
For the Month Ended April 30, 2022

Average Daily Balance	\$ 11,823,316,628.05
Book Yield	0.856%
Weighted Average Maturity	640 Days

Investment Type	Par Value (Millions)	Book Value* (Millions)	Value (Millions)
Federal Agencies	\$ 2,763.47	\$ 2,754.39	\$ 2,652.20
Corporate Bonds	1,032.45	1,034.80	1,000.54
Repurchase Agreements	200.00	200.00	200.00
Commercial Paper	1,138.96	1,137.01	1,136.05
Asset-Backed Securities	997.54	997.47	973.81
Asset-Backed Sec Green Bds	-	-	-
Mortgage Backed Securities	818.15	838.04	799.93
Municipal Securities	100.05	102.08	98.68
U.S. Treasuries	1,055.00	1,057.13	1,010.63
Negotiable CDs	1,549.90	1,549.90	1,545.36
LAIF	43.25	43.25	43.25
Money Market Funds	1,274.16	1,274.16	1,274.16
Supranationals Green Bonds	25.00	24.48	23.02
Supranationals	201.75	201.81	199.01
Total	\$ 11,199.66	\$ 11,214.52	\$ 10,956.64

*Represents Amortized Book Value

Asset Allocation By Market Value





Santa Clara County Commingled Pool

Allocation by Security Types

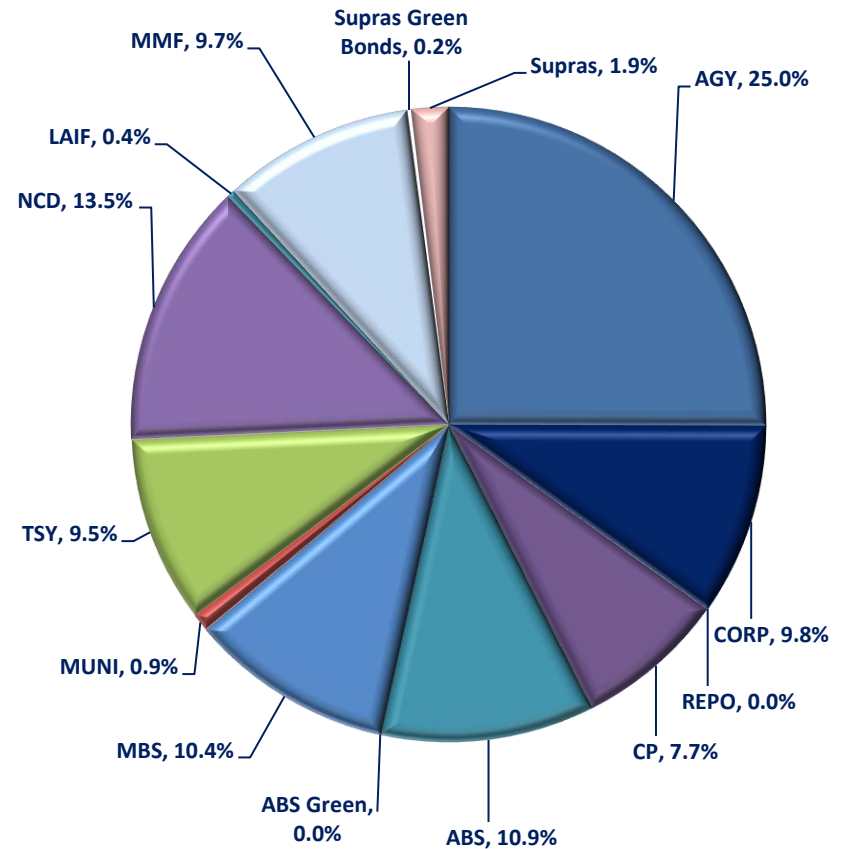
For the Month Ended May 31, 2022

Average Daily Balance	\$ 11,712,959,337.59
Book Yield	1.092%
Weighted Average Maturity	721 Days

Investment Type	Par Value (Millions)	Book Value* (Millions)	Value (Millions)
Federal Agencies	\$ 2,737.67	\$ 2,725.43	\$ 2,634.65
Corporate Bonds	1,057.45	1,059.46	1,029.27
Repurchase Agreements	-	-	-
Commercial Paper	813.96	812.58	811.99
Asset-Backed Securities	1,172.37	1,172.28	1,148.68
Asset-Backed Sec Green Bds	-	-	-
Mortgage Backed Securities	1,112.12	1,128.37	1,093.66
Municipal Securities	95.38	97.29	94.47
U.S. Treasuries	1,040.00	1,040.52	999.20
Negotiable CDs	1,424.90	1,424.90	1,421.72
LAIF	43.25	43.25	43.25
Money Market Funds	1,020.43	1,020.43	1,020.43
Supranationals Green Bonds	25.00	24.49	23.17
Supranationals	201.75	201.81	199.20
Total	\$ 10,744.26	\$ 10,750.81	\$ 10,519.68

*Represents Amortized Book Value

Asset Allocation By Market Value



SANTA CLARA COUNTY INVESTMENTS
Fund COMM - COMMINGLED POOL
Investments by Fund
June 30, 2022

CUSIP	Investment #	Issuer	Purchase Date	Book Value	Par Value	Market Value	Current Rate	YTM 360	YTM 365	Maturity Date	Days To Maturity
Negotiable CDs											
05966DC67	41257	Banco Santander NY	07/28/2021	50,000,000.00	50,000,000.00	49,968,084.00	0.190	0.190	0.192	07/15/2022	14
05966DD58	41480	Banco Santander NY	10/29/2021	50,000,000.00	50,000,000.00	49,942,750.00	0.270	0.270	0.273	07/29/2022	28
06367CK89	41316	BANK OF MONTREAL CHICAGO	08/24/2021	64,899,999.47	64,900,000.00	64,750,405.50	0.200	0.200	0.202	08/19/2022	49
06367CKP1	41335	BANK OF MONTREAL CHICAGO	08/31/2021	50,000,000.00	50,000,000.00	49,741,200.00	0.200	0.200	0.202	09/30/2022	91
05586FUU9	41492	BNP PARIBAS NY BRANCH	11/03/2021	50,000,000.00	50,000,000.00	49,925,000.00	0.210	0.210	0.212	08/05/2022	35
06417MTS4	41607	BANK OF NOVA SCOTIA HOUSTON	11/30/2021	50,000,000.00	50,000,000.00	49,872,400.00	0.300	0.300	0.304	08/26/2022	56
22535C5N7	41497	Credit Agricole CIB NY	11/04/2021	50,000,000.00	50,000,000.00	49,750,850.00	0.240	0.240	0.243	09/30/2022	91
13606CVB7	41281	CANADIAN IMP BK	08/05/2021	50,000,000.00	50,000,000.00	49,860,050.00	0.200	0.200	0.202	09/01/2022	62
13606CVT8	41303	CANADIAN IMP BK	08/18/2021	50,000,000.00	50,000,000.00	49,863,100.00	0.200	0.200	0.202	08/31/2022	61
22536U2X7	41789	Credit Indust et Comm1 NY	01/28/2022	75,000,000.00	75,000,000.00	74,940,375.00	0.570	0.570	0.577	07/28/2022	27
22552G4K3	41338	Credit Suisse NY	09/01/2021	50,000,000.00	50,000,000.00	49,939,350.00	0.210	0.210	0.212	07/29/2022	28
21684XSN7	41269	RABOBANK	07/30/2021	50,000,000.00	50,000,000.00	49,942,450.00	0.170	0.170	0.172	07/29/2022	28
21684XTP1	41470	RABOBANK	10/26/2021	50,000,000.00	50,000,000.00	49,688,900.00	0.280	0.280	0.283	10/21/2022	112
78012UR31	41271	ROYAL BANK OF CANADA	07/30/2021	50,000,000.00	50,000,000.00	49,940,850.00	0.190	0.190	0.192	07/29/2022	28
78012UU94	41416	ROYAL BANK OF CANADA	09/30/2021	50,000,000.00	50,000,000.00	49,841,750.00	0.180	0.180	0.182	08/31/2022	61
83369X4S4	41272	SOCIETE GENERALE	07/30/2021	50,000,000.00	50,000,000.00	49,940,450.00	0.190	0.190	0.192	07/29/2022	28
83369XB72	41794	SOCIETE GENERALE	01/28/2022	70,000,000.00	70,000,000.00	69,611,710.00	0.700	0.700	0.709	10/28/2022	119
86565FBY7	41482	Sumitomo Mitsui Bank NY	10/29/2021	50,000,000.00	50,000,000.00	49,972,200.00	0.270	0.270	0.273	07/15/2022	14
86959RVF4	41606	Svenska Handelsbanken NY	11/29/2021	50,000,420.22	50,000,000.00	49,859,750.00	0.315	0.305	0.309	08/31/2022	61
87019V2V8	41315	SWEDBANK (NY)	08/23/2021	50,000,000.00	50,000,000.00	49,943,250.00	0.190	0.190	0.192	07/29/2022	28
89114WDX0	41264	TORONTO DOMINION BANK	07/28/2021	50,000,000.00	50,000,000.00	49,940,500.00	0.190	0.190	0.192	07/29/2022	28
89114WF59	41325	TORONTO DOMINION BANK	08/26/2021	70,000,000.00	70,000,000.00	69,916,140.00	0.180	0.180	0.182	07/29/2022	28
90275DNC0	40953	UBS AG STAMFORD CT	02/18/2021	45,000,000.00	45,000,000.00	44,896,365.00	0.250	0.250	0.253	08/16/2022	46
Subtotal and Average				1,224,900,419.69	1,224,900,000.00	1,222,047,879.50		0.268	0.271		49
Mortgage Backed Securities (MBS)											
3133LJAN1	41524	FHLMC Single Family Pool	11/16/2021	14,787,432.07	14,542,035.23	13,843,367.80	1.500	0.932	0.945	11/01/2031	3,410
3133LPUA3	41675	FHLMC Single Family Pool	12/16/2021	20,833,653.26	20,608,250.52	19,515,656.10	1.500	1.127	1.142	01/01/2032	3,471
3137AYCE9	38387	FHLMC Multi-Family	01/12/2018	18,735,032.09	18,589,107.60	18,584,536.54	2.682	2.443	2.477	10/25/2022	116
3137AYCE9	38391	FHLMC Multi-Family	01/16/2018	7,022,108.01	6,970,915.35	6,969,201.20	2.682	2.454	2.488	10/25/2022	116
3137AWQH1	38465	FHLMC Multi-Family	02/22/2018	4,189,827.48	4,281,477.86	4,277,741.41	2.307	3.155	3.198	08/25/2022	55

Portfolio SCL2
AP

Fund COMM - COMMINGLED POOL
Investments by Fund
June 30, 2022

CUSIP	Investment #	Issuer	Purchase Date	Book Value	Par Value	Market Value	Current Rate	YTM 360	YTM 365	Maturity Date	Days To Maturity
Mortgage Backed Securities (MBS)											
3137B36J2	38643	FHLMC Multi-Family	03/20/2018	19,467,363.44	19,136,952.00	19,127,096.47	3.320	2.880	2.920	02/25/2023	239
3137AYCE9	38666	FHLMC Multi-Family	04/17/2018	10,797,054.74	10,916,453.45	10,913,769.09	2.682	2.879	2.919	10/25/2022	116
3137AYCE9	38744	FHLMC Multi-Family	06/05/2018	18,392,324.47	18,589,107.60	18,584,536.54	2.682	2.877	2.917	10/25/2022	116
3137B4WB8	38854	FHLMC Multi-Family	09/12/2018	4,768,285.16	4,775,000.00	4,768,842.64	3.060	2.968	3.009	07/25/2023	389
3137B5JM6	38864	FHLMC Multi-Family	09/25/2018	10,135,937.50	10,000,000.00	10,019,975.00	3.531	3.145	3.189	07/25/2023	389
3137B3NA2	38945	FHLMC Multi-Family	11/02/2018	10,321,500.80	10,321,500.80	10,317,833.57	3.250	3.173	3.217	04/25/2023	298
3137B5KW2	39026	FHLMC Multi-Family	12/03/2018	10,077,160.84	9,985,110.60	9,987,446.12	3.458	3.164	3.208	08/25/2023	420
3137B04Y7	39295	FHLMC Multi-Family	03/11/2019	26,755,312.50	27,000,000.00	26,925,096.60	2.615	2.792	2.831	01/25/2023	208
3137BP4J5	39654	FHLMC Multi-Family	07/01/2019	14,044,139.29	13,852,050.34	13,655,775.10	2.446	1.911	1.938	03/25/2026	1,363
3137BUWM6	40385	FHLMC Multi-Family	03/16/2020	4,404,366.52	4,221,016.13	4,210,063.86	2.932	1.185	1.202	01/25/2023	208
3137BHCY1	40390	FHLMC Multi-Family	03/17/2020	9,493,327.68	8,872,268.86	8,742,156.15	2.811	1.026	1.040	01/25/2025	939
3137BSP64	40526	FHLMC Multi-Family	07/01/2020	14,654,529.96	13,878,217.18	13,570,582.90	2.340	0.651	0.661	07/25/2026	1,485
3137BKGH7	40539	FHLMC Multi-Family	07/28/2020	3,557,977.43	3,401,711.32	3,393,441.76	2.712	0.472	0.479	07/25/2025	1,120
3137FUZN7	40540	FHLMC Multi-Family	07/30/2020	2,182,618.97	2,182,660.44	2,107,447.93	0.526	0.509	0.517	01/25/2025	939
3138LJWY2	40630	FHLMC Multi-Family	10/02/2020	14,158,005.28	12,910,820.06	12,737,529.10	2.800	0.541	0.549	10/01/2025	1,188
3137BYLE8	40638	FHLMC Multi-Family	10/08/2020	7,231,875.00	6,650,000.00	6,495,694.73	2.700	0.875	0.888	10/25/2025	1,212
3137F72W4	40784	FHLMC Multi-Family	11/30/2020	4,961,434.03	4,961,434.03	4,947,188.26	1.053	0.394	0.400	09/25/2029	2,643
3132XFFH6	40812	FHLMC Multi-Family	12/09/2020	45,330,468.75	45,000,000.00	41,521,365.45	0.770	0.609	0.618	10/01/2025	1,188
3137FATE8	40976	FHLMC Multi-Family	03/01/2021	32,412,890.63	30,000,000.00	29,677,449.00	2.982	0.410	0.415	08/25/2024	786
3137FF3W5	40983	FHLMC Multi-Family	03/04/2021	4,113,463.29	4,113,545.56	3,794,210.20	0.602	0.585	0.593	09/25/2027	1,912
3137BVYN0	41026	FHLMC Multi-Family	03/29/2021	9,445,401.86	8,969,260.25	8,910,501.73	3.035	0.424	0.430	08/25/2024	786
3137BYLE8	41131	FHLMC Multi-Family	05/13/2021	5,406,445.31	5,000,000.00	4,883,981.00	2.700	0.775	0.786	10/25/2025	1,212
3137FYZG4	41133	FHLMC Multi-Family	05/13/2021	6,989,315.19	6,989,496.92	6,409,810.41	0.861	0.838	0.850	06/25/2027	1,820
3137FPJ55	41164	FHLMC Multi-Family	06/07/2021	22,276,237.50	20,680,000.00	20,186,159.53	2.606	0.821	0.832	07/25/2027	1,850
3137FBAB2	41192	FHLMC Multi-Family	06/17/2021	10,837,500.00	10,000,000.00	9,948,991.00	3.038	0.705	0.715	08/25/2027	1,881
3137H14A1	41222	FHLMC Multi-Family	06/30/2021	19,306,615.05	19,306,904.65	17,810,532.66	0.854	0.831	0.842	01/25/2028	2,034
3132XFD47	41319	FHLMC Multi-Family	08/24/2021	15,703,125.00	15,000,000.00	14,550,555.30	2.100	0.624	0.633	11/01/2026	1,584
3137FQ3Y7	41791	FHLMC Multi-Family	01/28/2022	19,935,187.55	19,527,848.83	18,576,233.32	2.190	1.684	1.708	07/25/2029	2,581
3137BEVH4	41803	FHLMC Multi-Family	02/02/2022	13,388,093.75	12,850,000.00	12,790,023.91	3.241	1.264	1.281	09/25/2024	817
3137H6LTO	41892	FHLMC Multi-Family	03/08/2022	31,868,340.30	31,869,232.64	30,857,135.92	1.946	1.861	1.887	03/25/2027	1,728
3137H73W1	42046	FHLMC Multi-Family	04/21/2022	21,947,476.69	21,951,098.62	21,615,194.13	2.750	2.598	2.635	04/25/2027	1,759
3137F1G44	42093	FHLMC Multi-Family	04/29/2022	35,324,023.44	35,000,000.00	34,658,746.50	3.243	2.629	2.665	04/25/2027	1,759

Portfolio SCL2
AP

FI (PRF_FI) 7.3.11
Report Ver. 7.3.11

Fund COMM - COMMINGLED POOL
Investments by Fund
June 30, 2022

CUSIP	Investment #	Issuer	Purchase Date	Book Value	Par Value	Market Value	Current Rate	YTM 360	YTM 365	Maturity Date	Days To Maturity
Mortgage Backed Securities (MBS)											
3137BXQY1	42099	FHLMC Multi-Family	05/02/2022	40,300,000.00	40,000,000.00	39,590,768.00	3.224	2.982	3.023	03/25/2027	1,728
3137F2LJ3	42110	FHLMC Multi-Family	05/03/2022	34,967,187.50	35,000,000.00	34,442,054.50	3.117	3.069	3.112	06/25/2027	1,820
3137F1G44	42150	FHLMC Multi-Family	05/11/2022	19,956,250.00	20,000,000.00	19,804,998.00	3.243	3.220	3.265	04/25/2027	1,759
3137F4CY6	42187	FHLMC Multi-Family	05/19/2022	24,902,308.68	24,939,328.00	24,754,003.85	2.920	2.876	2.916	09/25/2024	817
3137FMD25	42205	FHLMC Multi-Family	05/24/2022	19,784,218.75	19,940,000.00	19,646,568.94	2.875	3.023	3.065	04/25/2026	1,394
3138LDYK3	42111	FNMA NOTES	05/03/2022	38,956,148.57	39,725,836.65	38,680,825.08	2.550	3.035	3.077	07/01/2026	1,461
3138LGKH8	39319	FNMA Multi-Family	03/19/2019	24,609,375.00	25,000,000.00	24,867,606.25	2.470	2.794	2.833	01/01/2024	549
3138EKX67	39457	FNMA Multi-Family	04/18/2019	2,869,205.05	2,880,795.75	2,881,997.30	2.513	2.578	2.614	03/01/2023	243
3138LEYD7	39587	FNMA Multi-Family	05/30/2019	17,436,802.18	17,753,028.00	17,556,059.40	1.970	2.656	2.693	11/01/2023	488
3138L2BU0	39632	FNMA Multi-Family	06/24/2019	6,356,353.34	6,364,308.72	6,356,740.73	2.310	2.315	2.347	12/01/2022	153
3138L0U90	39734	FNMA Multi-Family	08/13/2019	5,085,937.50	5,000,000.00	4,995,640.20	2.590	1.983	2.011	09/01/2022	62
3136A9MN5	40056	FNMA Multi-Family	11/19/2019	1,295,023.16	1,282,201.15	1,281,110.51	2.301	1.834	1.859	09/25/2022	86
3136AXVB8	40511	FNMA Multi-Family	06/17/2020	16,798,790.46	15,690,639.07	15,487,404.50	2.639	0.680	0.690	07/25/2024	755
3138L7CU8	40541	FNMA Multi-Family	07/31/2020	20,594,017.88	19,079,576.49	18,868,307.00	2.950	0.530	0.537	07/01/2024	731
3136AY6S7	40743	FNMA Multi-Family	11/12/2020	19,121,281.49	17,839,096.43	17,558,307.27	2.661	0.374	0.380	11/25/2024	878
3138LEC33	40905	FNMA Multi-Family	01/22/2021	10,674,276.23	9,843,003.80	9,495,892.63	2.380	0.600	0.609	07/01/2026	1,461
3140HWXG2	41200	FNMA Multi-Family	06/22/2021	5,067,204.59	4,778,972.80	4,616,872.62	2.470	0.651	0.660	12/01/2026	1,614
3136AUG21	41228	FNMA Multi-Family	07/07/2021	21,836,125.91	20,479,367.80	19,612,541.70	2.495	0.927	0.940	10/25/2026	1,577
3138LNKZ3	41491	FNMA Multi-Family	11/02/2021	2,732,075.48	2,617,557.35	2,626,908.65	3.440	0.628	0.637	06/01/2025	1,066
3138LDLP6	41854	FNMA Multi-Family	02/23/2022	11,085,951.98	10,776,138.01	10,554,488.37	2.750	1.876	1.902	04/01/2026	1,370
3138LCT54	42039	FNMA Multi-Family	04/20/2022	35,196,875.00	35,000,000.00	34,734,680.05	3.100	2.909	2.949	01/01/2026	1,280
3138LFUJ5	42112	FNMA Multi-Family	05/03/2022	19,493,750.00	20,000,000.00	19,730,014.80	2.470	3.050	3.093	10/01/2026	1,553
3136AK2F9	42120	FNMA Multi-Family	05/04/2022	39,899,068.24	39,811,979.54	39,625,082.20	3.398	3.195	3.240	08/25/2026	1,516
3138LD5W9	42133	FNMA Multi-Family	05/06/2022	14,643,750.00	15,000,000.00	14,856,875.25	2.625	3.170	3.214	06/01/2026	1,431
3138LD5W9	42137	FNMA Multi-Family	05/09/2022	14,622,656.25	15,000,000.00	14,856,875.25	2.625	3.208	3.253	06/01/2026	1,431
3138LEC82	42151	FNMA Multi-Family	05/11/2022	19,509,375.00	20,000,000.00	19,432,965.80	2.570	3.165	3.209	07/01/2026	1,461
3140HV6S8	42188	FNMA Multi-Family	05/19/2022	28,959,375.00	30,000,000.00	28,703,781.90	2.190	2.988	3.030	11/01/2026	1,584
3138LD5W9	42234	FNMA Multi-Family	06/01/2022	7,880,625.00	8,000,000.00	7,923,666.80	2.625	3.296	3.342	06/01/2026	1,431
3140QMQJ6	41525	FNMA Single Family Pool	11/16/2021	13,713,504.69	13,552,567.95	12,888,023.47	1.500	1.092	1.107	11/01/2031	3,410
3140XDFH6	41526	FNMA Single Family Pool	11/16/2021	24,204,214.81	23,780,622.47	22,638,180.44	1.500	0.899	0.911	09/01/2031	3,349
31418EAD2	41676	FNMA Single Family Pool	12/16/2021	18,661,725.01	18,419,963.00	17,516,056.00	1.500	1.055	1.070	12/01/2031	3,440
Subtotal and Average				1,126,469,303.58	1,110,458,459.82	1,086,471,166.39		2.010	2.038		1,402

Portfolio SCL2
AP

FI (PRF_FI) 7.3.11
Report Ver. 7.3.11

Fund COMM - COMMINGLED POOL
Investments by Fund
June 30, 2022

CUSIP	Investment #	Issuer	Purchase Date	Book Value	Par Value	Market Value	Current Rate	YTM 360	YTM 365	Maturity Date	Days To Maturity
Federal Agency Bonds											
3133EJPX1	38718	FFCB NOTES	05/21/2018	4,997,728.18	5,000,000.00	5,009,747.80	2.875	3.253	3.299	12/21/2022	173
3133EJZH5	38878	FFCB NOTES	10/05/2018	13,993,737.32	14,000,000.00	14,028,428.82	2.800	2.997	3.038	09/13/2022	74
3133EJY60	39105	FFCB NOTES	12/24/2018	12,517,059.48	12,500,000.00	12,539,985.38	3.020	2.765	2.803	03/03/2023	245
3133EJ5V7	39165	FFCB NOTES	01/18/2019	14,871,011.43	14,875,000.00	14,896,416.43	2.625	2.640	2.676	01/18/2023	201
3133EKLA2	39565	FFCB NOTES	05/22/2019	9,591,660.08	9,590,000.00	9,550,051.03	2.300	2.247	2.279	05/15/2023	318
3133EKS7	39639	FFCB NOTES	06/26/2019	9,989,966.32	10,000,000.00	9,881,302.80	1.770	1.850	1.876	06/26/2023	360
3133ELCS1	40135	FFCB NOTES	12/11/2019	14,429,260.00	14,450,000.00	14,152,768.99	1.550	1.615	1.638	03/11/2024	619
3133ELAE4	40136	FFCB NOTES	12/11/2019	19,998,424.30	20,000,000.00	19,994,509.80	1.625	1.659	1.682	08/22/2022	52
3133ELT95	40531	FFCB NOTES	07/15/2020	7,999,949.19	8,000,000.00	7,996,601.52	0.200	0.216	0.219	07/13/2022	12
3133EJVC0	40535	FFCB NOTES	07/22/2020	15,799,549.41	15,000,000.00	15,023,986.35	2.950	0.342	0.347	07/24/2024	754
3133ELVQ4	40585	FFCB NOTES	09/11/2020	15,210,073.17	15,000,000.00	14,175,741.45	0.950	0.429	0.435	04/01/2025	1,005
3133EMTW2	41015	FFCB NOTES	03/24/2021	16,392,839.58	16,400,000.00	15,719,383.11	0.300	0.321	0.325	03/18/2024	626
3133EMVP4	41058	FFCB NOTES	04/13/2021	34,981,905.00	35,000,000.00	34,282,214.40	0.125	0.188	0.191	04/13/2023	286
3133ELG99	41327	FFCB NOTES	08/27/2021	7,817,474.43	7,825,000.00	7,463,726.48	0.375	0.419	0.424	06/10/2024	710
3133EM4X7	41408	FFCB NOTES	09/29/2021	12,684,763.60	12,796,000.00	11,661,588.79	0.800	0.999	1.013	09/10/2026	1,532
3133ENEJ5	41536	FFCB NOTES	11/18/2021	24,977,186.34	25,000,000.00	23,775,827.25	0.875	0.901	0.913	11/18/2024	871
3133ENKS8	41747	FFCB NOTES	01/11/2022	12,476,322.67	12,500,000.00	11,942,686.25	1.125	1.185	1.201	01/06/2025	920
3133ENNB2	41818	FFCB NOTES	02/08/2022	3,968,881.66	4,000,000.00	3,750,701.56	1.625	1.778	1.803	02/03/2027	1,678
3133ENNY2	41842	FFCB NOTES	02/17/2022	29,938,781.25	30,000,000.00	28,670,274.60	1.750	1.783	1.808	02/17/2026	1,327
3133ENPX2	41860	FFCB NOTES	02/24/2022	19,953,249.60	20,000,000.00	19,264,570.00	1.800	1.851	1.877	08/22/2025	1,148
3133ENRZ5	41914	FFCB NOTES	03/17/2022	14,939,542.22	15,000,000.00	14,575,614.30	1.950	2.075	2.104	03/17/2025	990
3133ENUJ0	42079	FFCB NOTES	04/28/2022	19,885,706.20	20,000,000.00	19,676,147.60	2.640	2.762	2.800	04/08/2026	1,377
3133ENZG8	42304	FFCB NOTES	06/21/2022	19,961,797.37	20,000,000.00	20,202,501.20	3.375	3.396	3.443	06/20/2025	1,085
3130AFE78	39016	FHLB NOTES	11/29/2018	14,349,233.81	14,350,000.00	14,392,975.24	3.000	2.970	3.012	12/09/2022	161
3130AOF70	39069	FHLB NOTES	12/14/2018	10,059,970.85	10,000,000.00	10,056,784.30	3.375	2.883	2.923	12/08/2023	525
3130AOF70	39106	FHLB NOTES	12/24/2018	3,525,996.35	3,500,000.00	3,519,874.51	3.375	2.778	2.817	12/08/2023	525
3130AB3H7	39362	FHLB NOTES	03/29/2019	14,273,775.87	14,250,000.00	14,094,078.35	2.375	2.238	2.269	03/08/2024	616
3133834G3	39559	FHLB NOTES	05/21/2019	9,990,031.55	10,000,000.00	9,918,481.60	2.125	2.205	2.236	06/09/2023	343
3133834G3	39592	FHLB NOTES	06/03/2019	9,997,358.64	10,000,000.00	9,918,481.60	2.125	2.124	2.154	06/09/2023	343
3133834G3	39665	FHLB NOTES	07/08/2019	21,543,888.99	21,505,000.00	21,329,694.68	2.125	1.897	1.923	06/09/2023	343
3130A2UW4	39852	FHLB NOTES	09/16/2019	10,224,994.99	10,000,000.00	9,967,360.10	2.875	1.776	1.801	09/13/2024	805
3130A3DL5	39936	FHLB NOTES	10/16/2019	10,023,646.38	9,940,000.00	9,881,802.10	2.375	1.617	1.639	09/08/2023	434

Portfolio SCL2
AP

Fund COMM - COMMINGLED POOL
Investments by Fund
June 30, 2022

CUSIP	Investment #	Issuer	Purchase Date	Book Value	Par Value	Market Value	Current Rate	YTM 360	YTM 365	Maturity Date	Days To Maturity
Federal Agency Bonds											
3130A2UW4	39985	FHLB NOTES	10/29/2019	30,700,743.90	30,000,000.00	29,902,080.30	2.875	1.737	1.762	09/13/2024	805
3130A2UW4	40501	FHLB NOTES	05/14/2020	5,260,283.00	5,000,000.00	4,983,680.05	2.875	0.474	0.481	09/13/2024	805
3130AJ7E3	40597	FHLB NOTES	09/17/2020	20,148,328.74	20,000,000.00	19,835,559.40	1.375	0.187	0.190	02/17/2023	231
3130AMRY0	41160	FHLB NOTES	06/04/2021	19,991,517.55	20,000,000.00	19,489,351.80	0.125	0.168	0.171	06/02/2023	336
3130AN4T4	41376	FHLB NOTES	09/17/2021	10,027,419.88	10,000,000.00	9,189,060.50	0.875	0.793	0.804	06/12/2026	1,442
3130ANYM6	41475	FHLB NOTES	10/27/2021	24,907,736.38	25,000,000.00	24,259,771.50	0.125	0.439	0.445	08/28/2023	423
3130A8ZQ9	41509	FHLB NOTES	11/09/2021	20,483,869.41	20,000,000.00	19,212,255.00	1.750	0.963	0.977	09/12/2025	1,169
3130AQF40	41694	FHLB NOTES	12/22/2021	14,993,814.94	15,000,000.00	14,259,727.95	1.000	1.003	1.017	12/20/2024	903
3130ARHG9	41941	FHLB NOTES	03/25/2022	24,975,448.05	25,000,000.00	24,677,495.50	2.125	2.156	2.186	02/28/2024	607
3137EAEP0	40331	FHLMC NOTES	02/14/2020	24,989,925.33	25,000,000.00	24,051,553.00	1.500	1.497	1.517	02/12/2025	957
3137EAEV7	40554	FHLMC NOTES	08/26/2020	14,994,368.18	15,000,000.00	14,554,199.10	0.250	0.279	0.282	08/24/2023	419
3137EAEW5	40571	FHLMC NOTES	09/04/2020	34,995,450.32	35,000,000.00	33,933,335.10	0.250	0.257	0.261	09/08/2023	434
3137EAEW5	40576	FHLMC NOTES	09/08/2020	19,996,441.67	20,000,000.00	19,390,477.20	0.250	0.261	0.265	09/08/2023	434
3137EAEX3	40612	FHLMC NOTES	09/25/2020	9,980,547.16	10,000,000.00	9,179,451.90	0.375	0.430	0.435	09/23/2025	1,180
3137EAEV7	40620	FHLMC NOTES	09/28/2020	25,006,810.95	25,000,000.00	24,256,998.50	0.250	0.223	0.226	08/24/2023	419
3137EAEV7	40815	FHLMC NOTES	12/09/2020	20,004,066.46	20,000,000.00	19,405,598.80	0.250	0.229	0.232	08/24/2023	419
3135G0T78	38163	FNMA NOTES	11/22/2017	4,997,790.76	5,000,000.00	4,997,661.65	2.000	2.149	2.179	10/05/2022	96
3135G0V75	40044	FNMA NOTES	11/14/2019	25,004,970.92	25,000,000.00	24,455,418.75	1.750	1.715	1.739	07/02/2024	732
3135G0X24	40233	FNMA NOTES	01/10/2020	14,975,875.29	15,000,000.00	14,495,597.85	1.625	1.668	1.691	01/07/2025	921
3135G03U5	40489	FNMA NOTES	04/30/2020	7,010,425.94	7,000,000.00	6,551,738.97	0.625	0.563	0.571	04/22/2025	1,026
3135G04Z3	40514	FNMA NOTES	06/19/2020	19,975,454.73	20,000,000.00	18,570,194.20	0.500	0.534	0.542	06/17/2025	1,082
3135G05X7	40555	FNMA NOTES	08/27/2020	29,911,449.61	30,000,000.00	27,581,167.20	0.375	0.463	0.469	08/25/2025	1,151
3135G04Z3	40635	FNMA NOTES	10/06/2020	15,028,462.39	15,000,000.00	13,927,645.65	0.500	0.429	0.435	06/17/2025	1,082
3135G06H1	40774	FNMA NOTES	11/25/2020	44,976,009.43	45,000,000.00	43,385,337.45	0.250	0.284	0.288	11/27/2023	514
3135G05G4	40832	FNMA NOTES	12/11/2020	25,006,851.72	25,000,000.00	24,337,986.00	0.250	0.220	0.223	07/10/2023	374
3135G05G4	40867	FNMA NOTES	12/23/2020	15,011,951.25	15,000,000.00	14,602,791.60	0.250	0.169	0.172	07/10/2023	374
3135G05X7	40971	FNMA NOTES	02/26/2021	14,851,753.49	15,000,000.00	13,790,583.60	0.375	0.684	0.694	08/25/2025	1,151
3135G05X7	40998	FNMA NOTES	03/15/2021	14,822,351.81	15,000,000.00	13,790,583.60	0.375	0.747	0.758	08/25/2025	1,151
3135G06G3	41005	FNMA NOTES	03/19/2021	9,893,932.73	10,000,000.00	9,191,032.80	0.500	0.812	0.823	11/07/2025	1,225
3135G05X7	41006	FNMA NOTES	03/19/2021	14,812,207.89	15,000,000.00	13,790,583.60	0.375	0.769	0.780	08/25/2025	1,151
3135G04Z3	41094	FNMA NOTES	04/23/2021	23,611,672.06	23,703,000.00	22,008,465.66	0.500	0.623	0.632	06/17/2025	1,082
3135G05X7	41537	FNMA NOTES	11/18/2021	24,454,936.26	25,000,000.00	22,984,306.00	0.375	1.068	1.083	08/25/2025	1,151

Portfolio SCL2
AP

FI (PRF_FI) 7.3.11
Report Ver. 7.3.11

Fund COMM - COMMINGLED POOL
Investments by Fund
June 30, 2022

CUSIP	Investment #	Issuer	Purchase Date	Book Value	Par Value	Market Value	Current Rate	YTM 360	YTM 365	Maturity Date	Days To Maturity
Federal Agency Bonds											
3135G05X7	41559	FNMA NOTES	11/26/2021	9,742,181.02	10,000,000.00	9,193,722.40	0.375	1.198	1.214	08/25/2025	1,151
3135G05X7	42344	FNMA NOTES	06/30/2022	9,157,842.64	10,000,000.00	9,193,722.40	0.375	3.163	3.207	08/25/2025	1,151
880591EW8	40799	TENNESSEE VALLEY AUTHORITY	12/03/2020	19,213,508.08	19,075,000.00	17,858,071.46	0.750	0.487	0.494	05/15/2025	1,049
Subtotal and Average				1,125,282,166.17	1,125,259,000.00	1,086,601,514.83		1.153	1.169		728
Federal Agency Bonds - CALLABLE											
3133ELVX9	40445	FFCB NOTES	04/08/2020	15,000,000.00	15,000,000.00	14,457,182.40	0.875	0.863	0.875	04/08/2024	647
3133EL5S9	40568	FFCB NOTES	09/03/2020	20,000,000.00	20,000,000.00	18,854,157.20	0.480	0.473	0.480	09/03/2024	795
3133EL6E9	40581	FFCB NOTES	09/09/2020	15,000,000.00	15,000,000.00	14,226,839.40	0.420	0.414	0.420	09/09/2024	801
3133EMBE1	40720	FFCB NOTES	11/04/2020	14,435,936.04	14,450,000.00	13,806,638.32	0.300	0.351	0.356	03/28/2024	636
3133EMHE5	40831	FFCB NOTES	12/11/2020	15,218,880.50	15,220,000.00	15,078,219.00	0.170	0.185	0.187	11/30/2022	152
3133EMLE0	40864	FFCB NOTES	12/22/2020	20,000,000.00	20,000,000.00	19,337,028.20	0.190	0.187	0.190	09/22/2023	448
3133EMLP5	40870	FFCB NOTES	12/24/2020	15,000,000.00	15,000,000.00	13,980,605.85	0.320	0.315	0.320	12/23/2024	906
3133EMVS8	41063	FFCB NOTES	04/14/2021	40,000,000.00	40,000,000.00	37,492,700.00	0.690	0.680	0.690	04/14/2025	1,018
3133ENJC5	41695	FFCB NOTES	12/22/2021	12,000,000.00	12,000,000.00	11,067,439.92	1.290	1.272	1.290	12/22/2026	1,635
3133ENJC5	41696	FFCB NOTES	12/22/2021	12,000,000.00	12,000,000.00	11,067,439.92	1.290	1.272	1.290	12/22/2026	1,635
3133ENQD5	41869	FFCB NOTES	03/01/2022	7,000,000.00	7,000,000.00	6,718,655.65	2.170	2.140	2.170	03/01/2027	1,704
3133ENQD5	41870	FFCB NOTES	03/01/2022	10,000,000.00	10,000,000.00	9,598,079.50	2.170	2.140	2.170	03/01/2027	1,704
3133ENQD5	41871	FFCB NOTES	03/01/2022	10,000,000.00	10,000,000.00	9,598,079.50	2.170	2.140	2.170	03/01/2027	1,704
3130AJLA5	40502	FHLB NOTES	05/19/2020	5,000,000.00	5,000,000.00	4,692,008.00	0.750	0.739	0.750	05/19/2025	1,053
3130ALDL5	40968	FHLB NOTES	02/25/2021	35,000,000.00	35,000,000.00	32,283,295.45	0.625	0.616	0.625	02/25/2026	1,335
3130ALMM3	41031	FHLB NOTES	03/30/2021	9,200,000.00	9,200,000.00	8,560,777.10	1.000	0.986	1.000	03/30/2026	1,368
3130ALCV4	41057	FHLB NOTES	04/13/2021	14,895,844.83	15,000,000.00	13,700,373.90	0.750	0.932	0.945	02/24/2026	1,334
3130ALZ31	41110	FHLB NOTES	04/28/2021	35,000,000.00	35,000,000.00	33,212,520.60	0.625	0.616	0.625	10/28/2024	850
3130AM4N9	41113	FHLB NOTES	04/29/2021	15,000,000.00	15,000,000.00	13,969,441.50	1.000	0.986	1.000	04/29/2026	1,398
3130ANA42	41260	FHLB NOTES	07/28/2021	11,995,480.00	12,000,000.00	11,226,174.48	0.650	0.654	0.663	04/28/2025	1,032
3130ALEY6	41278	FHLB NOTES	08/04/2021	24,722,068.41	24,730,000.00	22,611,606.19	0.800	0.797	0.808	03/04/2026	1,342
3130ANWF3	41332	FHLB NOTES	08/30/2021	45,000,000.00	45,000,000.00	41,078,243.25	0.970	0.956	0.970	08/25/2026	1,516
3130ANVR8	41365	FHLB NOTES	09/14/2021	24,000,000.00	24,000,000.00	22,260,076.80	1.000	0.986	1.000	08/14/2026	1,505
3130AKZ25	41640	FHLB NOTES	12/08/2021	17,904,632.00	18,300,000.00	16,703,148.95	0.650	1.241	1.259	02/26/2026	1,336
3130ANMH0	41652	FHLB NOTES	12/13/2021	24,735,210.43	25,000,000.00	22,919,186.00	1.100	1.346	1.365	08/20/2026	1,511
3130AQDY6	41716	FHLB NOTES	12/30/2021	16,040,000.00	16,040,000.00	15,338,175.57	1.000	0.986	1.000	12/30/2024	913

Fund COMM - COMMINGLED POOL
Investments by Fund
June 30, 2022

CUSIP	Investment #	Issuer	Purchase Date	Book Value	Par Value	Market Value	Current Rate	YTM 360	YTM 365	Maturity Date	Days To Maturity
Federal Agency Bonds - CALLABLE											
3130AMU67	41933	FHLB NOTES	03/23/2022	14,435,725.40	15,000,000.00	14,255,643.75	0.400	2.318	2.350	06/28/2024	728
3130AMU67	41934	FHLB NOTES	03/23/2022	14,438,100.74	15,000,000.00	14,255,643.75	0.400	2.309	2.341	06/28/2024	728
3130ARFG1	41954	FHLB NOTES	03/30/2022	20,000,000.00	20,000,000.00	19,302,576.40	2.400	2.367	2.400	03/25/2027	1,728
3130AKYH3	41960	FHLB NOTES	03/31/2022	18,113,547.69	19,655,000.00	17,538,089.67	0.830	2.618	2.655	02/10/2027	1,685
3130ARJT9	41995	FHLB NOTES	04/12/2022	25,000,000.00	25,000,000.00	24,648,991.00	2.910	2.870	2.910	04/12/2027	1,746
3130ARN23	42077	FHLB NOTES	04/28/2022	25,000,000.00	25,000,000.00	24,725,959.50	3.200	3.156	3.200	04/28/2027	1,762
3130ARPR6	42089	FHLB NOTES	04/29/2022	35,000,000.00	35,000,000.00	34,759,852.75	3.100	3.057	3.100	04/29/2027	1,763
3130ARQ87	42090	FHLB NOTES	04/29/2022	15,000,000.00	15,000,000.00	14,722,450.05	3.000	2.958	3.000	04/29/2026	1,398
3130ARQ87	42091	FHLB NOTES	04/29/2022	25,000,000.00	25,000,000.00	24,537,416.75	3.000	2.958	3.000	04/29/2026	1,398
3130ARQ87	42092	FHLB NOTES	04/29/2022	25,000,000.00	25,000,000.00	24,537,416.75	3.000	2.958	3.000	04/29/2026	1,398
3130ARUR0	42143	FHLB NOTES	05/10/2022	25,000,000.00	25,000,000.00	24,800,205.25	3.200	3.156	3.200	05/10/2027	1,774
3130ARUR0	42144	FHLB NOTES	05/10/2022	4,195,919.00	4,200,000.00	4,166,434.48	3.200	3.177	3.221	05/10/2027	1,774
3130ARUZ2	42166	FHLB NOTES	05/13/2022	10,000,000.00	10,000,000.00	9,926,813.10	3.100	3.057	3.100	05/13/2026	1,412
3130ANMH0	42245	FHLB NOTES	06/03/2022	9,413,886.10	10,215,000.00	9,364,779.40	1.100	3.095	3.138	08/20/2026	1,511
3130AS6Q7	42256	FHLB NOTES	06/07/2022	30,000,000.00	30,000,000.00	29,867,822.70	3.250	3.205	3.250	06/07/2027	1,802
3134GVVX3	40506	FHLMC NOTES	05/28/2020	6,000,000.00	6,000,000.00	5,584,958.28	0.750	0.739	0.750	05/28/2025	1,062
3134GVYX0	40508	FHLMC NOTES	06/03/2020	10,000,000.00	10,000,000.00	9,546,445.50	0.500	0.493	0.500	06/03/2024	703
3134GVYX0	40509	FHLMC NOTES	06/03/2020	10,000,000.00	10,000,000.00	9,546,445.50	0.500	0.493	0.500	06/03/2024	703
3134GWUD6	40625	FHLMC NOTES	09/30/2020	15,000,000.00	15,000,000.00	14,072,197.05	0.400	0.394	0.400	12/30/2024	913
3134GWWR3	40626	FHLMC NOTES	09/30/2020	24,500,000.00	24,500,000.00	22,515,942.47	0.520	0.512	0.520	09/30/2025	1,187
3134GWZRO	40657	FHLMC NOTES	10/21/2020	8,766,208.80	8,770,000.00	8,268,922.81	0.400	0.413	0.418	10/21/2024	843
3134GW6E1	40706	FHLMC NOTES	11/02/2020	60,000,000.00	60,000,000.00	57,991,773.00	0.320	0.315	0.320	11/02/2023	489
3134GW6E1	40707	FHLMC NOTES	11/02/2020	5,000,000.00	5,000,000.00	4,832,647.75	0.320	0.315	0.320	11/02/2023	489
3134GXBL7	40754	FHLMC NOTES	11/18/2020	13,868,222.31	13,873,000.00	13,385,310.92	0.300	0.320	0.325	11/16/2023	503
3134GXDK7	40783	FHLMC NOTES	11/30/2020	30,000,000.00	30,000,000.00	28,553,364.30	0.325	0.320	0.325	05/30/2024	699
3134GXEX8	40805	FHLMC NOTES	12/07/2020	21,323,032.09	21,325,000.00	20,806,330.36	0.250	0.256	0.260	06/01/2023	335
3134GW5R3	42038	FHLMC NOTES	04/20/2022	34,322,177.71	37,000,000.00	34,074,621.64	0.650	2.919	2.959	10/27/2025	1,214
3134GW5R3	42071	FHLMC NOTES	04/27/2022	14,851,232.51	16,000,000.00	14,734,971.52	0.650	2.899	2.940	10/27/2025	1,214
3134GW6C5	42098	FHLMC NOTES	05/02/2022	18,172,066.58	20,000,000.00	18,030,412.80	0.800	3.036	3.078	10/28/2026	1,580
3134GXHX5	42109	FHLMC NOTES	05/03/2022	13,549,923.95	15,000,000.00	13,519,496.70	0.850	3.145	3.189	12/23/2026	1,636
3136G4XZ1	40522	FNMA NOTES	06/30/2020	15,000,000.00	15,000,000.00	14,017,680.75	0.740	0.729	0.740	06/30/2025	1,095
3136G4XZ1	40523	FNMA NOTES	06/30/2020	5,000,000.00	5,000,000.00	4,672,560.25	0.740	0.729	0.740	06/30/2025	1,095

Portfolio SCL2
AP

FI (PRF_FI) 7.3.11
Report Ver. 7.3.11

Fund COMM - COMMINGLED POOL
Investments by Fund
June 30, 2022

CUSIP	Investment #	Issuer	Purchase Date	Book Value	Par Value	Market Value	Current Rate	YTM 360	YTM 365	Maturity Date	Days To Maturity
Federal Agency Bonds - CALLABLE											
3136G4YU1	40528	FNMA NOTES	07/15/2020	10,000,000.00	10,000,000.00	9,334,255.30	0.730	0.720	0.730	07/15/2025	1,110
3136G4YU1	40529	FNMA NOTES	07/15/2020	5,518,000.00	5,518,000.00	5,150,642.07	0.730	0.720	0.730	07/15/2025	1,110
3136G4A45	40534	FNMA NOTES	07/22/2020	20,000,000.00	20,000,000.00	18,555,704.20	0.710	0.700	0.710	07/22/2025	1,117
3136G4B77	40543	FNMA NOTES	08/04/2020	20,000,000.00	20,000,000.00	18,631,223.40	0.700	0.690	0.700	08/04/2025	1,130
3135G05P4	40546	FNMA NOTES	08/10/2020	24,996,803.36	25,000,000.00	24,279,516.75	0.300	0.307	0.311	08/03/2023	398
3136G4H63	40550	FNMA NOTES	08/19/2020	11,500,000.00	11,500,000.00	10,651,571.40	0.550	0.542	0.550	08/19/2025	1,145
3136G4H63	40551	FNMA NOTES	08/19/2020	10,000,000.00	10,000,000.00	9,262,236.00	0.550	0.542	0.550	08/19/2025	1,145
3136G4H63	40552	FNMA NOTES	08/19/2020	15,000,000.00	15,000,000.00	13,893,354.00	0.550	0.542	0.550	08/19/2025	1,145
3136G4X40	40575	FNMA NOTES	09/08/2020	12,637,994.07	12,640,000.00	11,719,795.49	0.600	0.596	0.605	08/26/2025	1,152
3136G43H4	40592	FNMA NOTES	09/16/2020	11,685,000.00	11,685,000.00	11,045,539.54	0.400	0.394	0.400	09/16/2024	808
3136G43C5	40611	FNMA NOTES	09/24/2020	10,000,000.00	10,000,000.00	9,653,993.40	0.300	0.295	0.300	10/24/2023	480
3136G46K4	40685	FNMA NOTES	10/28/2020	35,000,000.00	35,000,000.00	32,408,065.20	0.500	0.493	0.500	07/28/2025	1,123
3136G46K4	40686	FNMA NOTES	10/28/2020	14,000,000.00	14,000,000.00	12,963,226.08	0.500	0.493	0.500	07/28/2025	1,123
3136G46K4	40687	FNMA NOTES	10/28/2020	26,000,000.00	26,000,000.00	24,074,562.72	0.500	0.493	0.500	07/28/2025	1,123
3136G45C3	40749	FNMA NOTES	11/17/2020	9,987,569.66	10,000,000.00	9,212,598.20	0.540	0.570	0.577	10/27/2025	1,214
3135GA2Z3	40780	FNMA NOTES	11/27/2020	24,987,262.57	25,000,000.00	23,017,718.75	0.560	0.567	0.575	11/17/2025	1,235
3135GA7F2	40847	FNMA NOTES	12/15/2020	39,800,000.00	39,800,000.00	38,081,608.33	0.350	0.345	0.350	03/15/2024	623
3135GAAJ0	40873	FNMA NOTES	12/28/2020	40,000,000.00	40,000,000.00	37,957,394.40	0.360	0.355	0.359	07/26/2024	756
3135GAAJ0	40874	FNMA NOTES	12/28/2020	20,000,000.00	20,000,000.00	18,978,697.20	0.360	0.355	0.359	07/26/2024	756
3136G4W41	41809	FNMA NOTES	02/03/2022	29,170,198.60	30,000,000.00	27,856,219.50	0.650	1.534	1.556	08/25/2025	1,151
3135G06L2	41964	FNMA NOTES	04/01/2022	18,535,234.18	20,000,000.00	18,015,359.00	0.875	2.594	2.630	12/18/2026	1,631
Subtotal and Average				1,493,916,157.53	1,507,621,000.00	1,424,145,550.48		1.251	1.268		1,133
US Treasury Notes											
9128286Z8	40155	U.S. TREASURY NOTES	12/13/2019	30,003,605.23	30,000,000.00	29,306,250.00	1.750	1.719	1.743	06/30/2024	730
9128282P4	40210	U.S. TREASURY NOTES	12/31/2019	40,008,549.84	40,000,000.00	40,023,960.00	1.875	1.586	1.608	07/31/2022	30
91282CBH3	41010	U.S. TREASURY NOTES	03/23/2021	29,495,776.85	30,000,000.00	27,311,730.00	0.375	0.842	0.854	01/31/2026	1,310
91282CAJ0	41011	U.S. TREASURY NOTES	03/23/2021	29,540,244.97	30,000,000.00	27,500,400.00	0.250	0.732	0.743	08/31/2025	1,157
912828ZW3	41016	U.S. TREASURY NOTES	03/24/2021	24,687,910.29	25,000,000.00	23,042,975.00	0.250	0.663	0.672	06/30/2025	1,095
912828XB1	41023	U.S. TREASURY NOTES	03/26/2021	26,082,719.56	25,000,000.00	24,412,100.00	2.125	0.588	0.596	05/15/2025	1,049
91282CAB7	41024	U.S. TREASURY NOTES	03/26/2021	34,567,634.71	35,000,000.00	32,171,300.00	0.250	0.647	0.656	07/31/2025	1,126
91282CBE0	41048	U.S. TREASURY NOTES	04/08/2021	44,883,628.29	45,000,000.00	43,110,360.00	0.125	0.289	0.293	01/15/2024	563

Fund COMM - COMMINGLED POOL
Investments by Fund
June 30, 2022

CUSIP	Investment #	Issuer	Purchase Date	Book Value	Par Value	Market Value	Current Rate	YTM 360	YTM 365	Maturity Date	Days To Maturity
US Treasury Notes											
912828V80	41054	U.S. TREASURY NOTES	04/12/2021	46,378,566.17	45,000,000.00	44,521,875.00	2.250	0.303	0.307	01/31/2024	579
912828ZW3	41062	U.S. TREASURY NOTES	04/13/2021	39,463,039.11	40,000,000.00	36,868,760.00	0.250	0.695	0.705	06/30/2025	1,095
91282CAJ0	41067	U.S. TREASURY NOTES	04/14/2021	29,545,787.11	30,000,000.00	27,500,400.00	0.250	0.726	0.736	08/31/2025	1,157
912828ZT0	41075	U.S. TREASURY NOTES	04/15/2021	29,642,232.08	30,000,000.00	27,713,670.00	0.250	0.656	0.665	05/31/2025	1,065
91282CBH3	41484	U.S. TREASURY NOTES	10/29/2021	24,389,557.38	25,000,000.00	22,759,775.00	0.375	1.058	1.073	01/31/2026	1,310
9128287B0	41496	U.S. TREASURY NOTES	11/03/2021	25,761,534.93	25,000,000.00	23,941,400.00	1.875	1.076	1.091	06/30/2026	1,460
91282CAJ0	41517	U.S. TREASURY NOTES	11/12/2021	29,283,973.40	30,000,000.00	27,500,400.00	0.250	1.006	1.020	08/31/2025	1,157
9128285Z9	41541	U.S. TREASURY NOTES	11/19/2021	36,049,882.52	35,000,000.00	34,760,740.00	2.500	0.584	0.592	01/31/2024	579
9128286X3	41550	U.S. TREASURY NOTES	11/23/2021	25,823,502.60	25,000,000.00	24,182,625.00	2.125	1.239	1.257	05/31/2026	1,430
912828P46	41602	U.S. TREASURY NOTES	11/26/2021	40,533,018.20	40,000,000.00	38,064,080.00	1.625	1.229	1.246	02/15/2026	1,325
9128282D1	41613	U.S. TREASURY NOTES	11/30/2021	40,433,333.33	40,000,000.00	39,281,240.00	1.375	0.434	0.440	08/31/2023	426
9128286A3	41619	U.S. TREASURY NOTES	12/01/2021	31,630,977.44	30,000,000.00	29,600,400.00	2.625	1.055	1.070	01/31/2026	1,310
912828P46	41623	U.S. TREASURY NOTES	12/02/2021	25,464,169.19	25,000,000.00	23,790,050.00	1.625	1.084	1.099	02/15/2026	1,325
912828YD6	41656	U.S. TREASURY NOTES	12/13/2021	40,276,204.99	40,000,000.00	37,434,360.00	1.375	1.187	1.203	08/31/2026	1,522
912828P79	41658	U.S. TREASURY NOTES	12/13/2021	40,298,564.76	40,000,000.00	39,681,240.00	1.500	0.367	0.372	02/28/2023	242
91282CAT8	41659	U.S. TREASURY NOTES	12/13/2021	38,837,724.79	40,000,000.00	36,492,200.00	0.250	1.127	1.143	10/31/2025	1,218
91282CBM2	41660	U.S. TREASURY NOTES	12/13/2021	39,627,113.51	40,000,000.00	38,242,200.00	0.125	0.693	0.703	02/15/2024	594
91282CBM2	41682	U.S. TREASURY NOTES	12/17/2021	39,641,673.26	40,000,000.00	38,242,200.00	0.125	0.671	0.680	02/15/2024	594
9128284U1	41686	U.S. TREASURY NOTES	12/20/2021	40,849,551.17	40,000,000.00	39,889,080.00	2.625	0.483	0.490	06/30/2023	364
9128284U1	41687	U.S. TREASURY NOTES	12/20/2021	20,421,712.30	20,000,000.00	19,944,540.00	2.625	0.498	0.505	06/30/2023	364
912828YG9	41816	U.S. TREASURY NOTES	02/07/2022	19,902,056.31	20,000,000.00	18,892,180.00	1.625	1.721	1.745	09/30/2026	1,552
912828Y95	42053	U.S. TREASURY NOTES	04/22/2022	43,173,262.33	45,000,000.00	43,043,535.00	1.875	2.899	2.939	07/31/2026	1,491
9128287B0	42104	U.S. TREASURY NOTES	05/02/2022	33,634,251.64	35,000,000.00	33,517,960.00	1.875	2.878	2.918	06/30/2026	1,460
Subtotal and Average				1,040,331,758.26	1,040,000,000.00	992,743,985.00		0.983	0.996		951
Corporate Bonds											
037833DL1	39831	APPLE INC	09/11/2019	6,999,922.87	7,000,000.00	7,003,844.33	1.700	1.682	1.705	09/11/2022	72
037833CU2	40165	APPLE INC	12/16/2019	10,143,637.85	10,000,000.00	9,936,562.10	2.850	2.010	2.038	05/11/2024	680
037833DF4	40274	APPLE INC	01/23/2020	5,100,014.30	5,000,000.00	4,941,716.15	2.750	1.892	1.918	01/13/2025	927
037833DV9	40499	APPLE INC	05/11/2020	6,994,534.81	7,000,000.00	6,868,985.06	0.750	0.830	0.842	05/11/2023	314
037833DX5	40553	APPLE INC	08/20/2020	29,955,592.67	30,000,000.00	27,489,640.80	0.550	0.589	0.597	08/20/2025	1,146
037833EB2	40926	APPLE INC	02/08/2021	19,984,003.67	20,000,000.00	18,229,855.40	0.700	0.712	0.722	02/08/2026	1,318

Fund COMM - COMMINGLED POOL
Investments by Fund
June 30, 2022

CUSIP	Investment #	Issuer	Purchase Date	Book Value	Par Value	Market Value	Current Rate	YTM 360	YTM 365	Maturity Date	Days To Maturity
Corporate Bonds											
037833CJ7	41990	APPLE INC	04/11/2022	11,830,880.76	11,694,000.00	11,623,148.16	3.350	3.031	3.073	02/09/2027	1,684
037833CJ7	41991	APPLE INC	04/12/2022	11,968,087.40	11,850,000.00	11,778,202.98	3.350	3.060	3.103	02/09/2027	1,684
023135BW5	41175	Amazon	06/10/2021	25,043,532.08	25,000,000.00	23,789,220.25	0.450	0.351	0.355	05/12/2024	681
023135CF1	42005	Amazon	04/13/2022	39,921,170.67	40,000,000.00	39,289,457.60	3.300	3.299	3.345	04/13/2027	1,747
084670BJ6	39496	BERKSHIRE HATHWY	04/30/2019	10,527,190.45	10,500,000.00	10,482,342.47	3.000	2.517	2.552	02/11/2023	225
084670BR8	39544	BERKSHIRE HATHWY	05/16/2019	16,639,248.75	16,624,000.00	16,623,114.44	2.750	2.576	2.611	03/15/2023	257
084670BR8	40080	BERKSHIRE HATHWY	11/26/2019	21,751,598.84	21,623,000.00	21,621,848.14	2.750	1.850	1.876	03/15/2023	257
084664CZ2	41908	BERKSHIRE HATHWY	03/15/2022	39,992,847.56	40,000,000.00	37,836,821.20	2.300	2.272	2.304	03/15/2027	1,718
19416QEL0	39553	COLGATE-PALMOLIVE CO	05/20/2019	9,501,693.99	9,506,000.00	9,488,285.47	2.250	2.344	2.377	11/15/2022	137
166764AB6	40454	CHEVRON CORP.	04/13/2020	23,382,426.26	23,318,000.00	23,297,333.96	2.355	1.668	1.691	12/05/2022	157
166764BV1	40500	CHEVRON CORP.	05/11/2020	5,000,000.00	5,000,000.00	4,914,908.10	1.141	1.125	1.141	05/11/2023	314
166756AE6	40548	CHEVRON CORP.	08/12/2020	15,000,000.00	15,000,000.00	13,791,871.35	0.687	0.677	0.687	08/12/2025	1,138
166764BV1	40674	CHEVRON CORP.	10/26/2020	31,580,117.29	31,370,000.00	30,836,133.42	1.141	0.353	0.358	05/11/2023	314
166756AJ5	41097	CHEVRON CORP.	04/26/2021	13,819,403.64	13,800,000.00	13,419,701.39	0.426	0.294	0.298	08/11/2023	406
57629WDG2	41926	MASSMUTUAL GLOBAL FUNDING	03/21/2022	19,992,740.74	20,000,000.00	19,456,172.60	2.800	2.775	2.813	03/21/2025	994
57629WCQ1	42334	MASSMUTUAL GLOBAL FUNDING	06/28/2022	6,990,261.45	7,500,000.00	7,000,988.63	2.350	3.948	4.003	01/14/2027	1,658
59217GEE5	40238	MET LIFE GLOBAL FUNDING	01/13/2020	10,001,600.00	10,000,000.00	9,940,803.90	1.950	1.892	1.918	01/13/2023	196
58989V2C7	41073	MET LIFE GLOBAL FUNDING	04/15/2021	10,002,073.83	10,000,000.00	9,488,044.30	0.700	0.678	0.688	04/05/2024	644
59217GEN5	41168	MET LIFE GLOBAL FUNDING	06/08/2021	14,989,937.35	15,000,000.00	14,120,495.10	0.550	0.577	0.585	06/07/2024	707
59217GEK1	41342	MET LIFE GLOBAL FUNDING	09/01/2021	9,803,996.73	9,793,000.00	9,483,247.41	0.450	0.348	0.353	09/01/2023	427
59217GEH8	41824	MET LIFE GLOBAL FUNDING	02/09/2022	18,976,035.54	19,048,000.00	18,645,567.95	0.900	1.290	1.308	06/08/2023	342
59217GBY4	41873	MET LIFE GLOBAL FUNDING	03/01/2022	8,806,883.96	8,500,000.00	8,213,817.16	3.450	2.548	2.584	12/18/2026	1,631
59217GEW5	42101	MET LIFE GLOBAL FUNDING	05/02/2022	9,838,050.05	10,000,000.00	9,737,064.00	2.800	3.382	3.429	03/21/2025	994
59217GFB0	42345	MET LIFE GLOBAL FUNDING	06/30/2022	14,988,606.33	15,000,000.00	15,133,759.05	4.400	4.356	4.417	06/30/2027	1,825
594918BX1	39489	MICROSOFT CORP	04/29/2019	6,519,590.86	6,500,000.00	6,483,658.35	2.875	2.635	2.672	02/06/2024	585
594918BQ6	40005	MICROSOFT CORP	11/01/2019	10,839,457.76	10,815,000.00	10,713,517.88	2.000	1.762	1.786	08/08/2023	403
594918BY9	42081	MICROSOFT CORP	04/28/2022	5,209,769.50	5,168,000.00	5,142,065.58	3.300	3.057	3.099	02/06/2027	1,681
637639AB1	41103	National SEC Clearings Corp	04/27/2021	5,064,870.89	5,000,000.00	4,709,299.55	1.500	1.013	1.027	04/23/2025	1,027
64952WDT7	41081	NEW YORK LIFE GLOBAL	04/19/2021	18,604,987.53	18,611,000.00	17,946,227.92	0.400	0.419	0.424	10/21/2023	477
64952WEB5	41104	NEW YORK LIFE GLOBAL	04/27/2021	29,989,248.89	30,000,000.00	28,400,634.90	0.550	0.562	0.569	04/27/2024	666
64952WED1	41174	NEW YORK LIFE GLOBAL	06/09/2021	19,984,717.11	20,000,000.00	18,011,092.80	1.150	1.154	1.170	06/09/2026	1,439
64952WEJ8	41483	NEW YORK LIFE GLOBAL	10/29/2021	24,974,782.41	25,000,000.00	23,409,767.50	0.900	0.931	0.944	10/29/2024	851

Portfolio SCL2
AP

FI (PRF_FI) 7.3.11
Report Ver. 7.3.11

Fund COMM - COMMINGLED POOL
Investments by Fund
June 30, 2022

CUSIP	Investment #	Issuer	Purchase Date	Book Value	Par Value	Market Value	Current Rate	YTM 360	YTM 365	Maturity Date	Days To Maturity
Corporate Bonds											
64952WEK5	41757	NEW YORK LIFE GLOBAL	01/14/2022	34,968,045.00	35,000,000.00	33,071,033.80	1.450	1.466	1.486	01/14/2025	928
64952WED1	41825	NEW YORK LIFE GLOBAL	02/09/2022	9,129,577.44	9,445,000.00	8,505,738.57	1.150	2.012	2.040	06/09/2026	1,439
6944PL2C2	41330	PACIFIC LIFE GLOBAL	08/27/2021	40,056,642.36	40,000,000.00	38,652,996.80	0.500	0.378	0.384	09/23/2023	449
740189AM7	41978	PRECISION CASTPARTS CORP	04/07/2022	10,560,818.63	10,494,000.00	10,464,354.76	3.250	2.962	3.004	06/15/2025	1,080
742651DP4	40337	PRIVATE EXPORT FUND CORPORATIO	02/18/2020	11,586,569.17	11,385,000.00	11,205,517.75	2.450	1.526	1.548	07/15/2024	745
742651DX7	40379	PRIVATE EXPORT FUND CORPORATIO	03/13/2020	11,824,686.16	11,610,000.00	11,214,112.35	1.750	0.938	0.951	11/15/2024	868
74274TAH3	41117	PRIVATE EXPORT FUND CORPORATIO	04/29/2021	34,984,819.54	35,000,000.00	34,293,031.15	0.300	0.348	0.353	04/28/2023	301
74274TAG5	41284	PRIVATE EXPORT FUND CORPORATIO	08/05/2021	20,033,583.07	20,000,000.00	18,966,786.00	0.550	0.462	0.468	07/30/2024	760
74274TAG5	41558	PRIVATE EXPORT FUND CORPORATIO	11/23/2021	9,932,458.32	10,000,000.00	9,483,393.00	0.550	0.867	0.879	07/30/2024	760
742718FV6	41801	PROCTER & GAMBLE	02/01/2022	54,928,408.33	55,000,000.00	51,766,465.30	1.900	1.903	1.929	02/01/2027	1,676
742718ER6	41999	PROCTER & GAMBLE	04/12/2022	10,621,818.76	10,845,000.00	10,468,415.07	2.450	2.919	2.960	11/03/2026	1,586
74153WCQ0	41639	PRICOA Global Funding 1_PRU	12/08/2021	19,983,279.22	20,000,000.00	18,803,104.80	1.150	1.168	1.185	12/06/2024	889
21688AAQ5	40892	RABOBANK	01/12/2021	6,997,535.81	7,000,000.00	6,661,522.56	0.375	0.392	0.398	01/12/2024	560
89236TGT6	40326	TOYOTA MOTOR CREDIT CORP	02/13/2020	29,989,481.00	30,000,000.00	28,625,055.30	1.800	1.789	1.814	02/13/2025	958
90327QD48	40477	USAA CAPITAL CORP	04/21/2020	2,499,146.79	2,500,000.00	2,462,761.23	1.500	1.520	1.542	05/01/2023	304
90327QD89	42219	USAA CAPITAL CORP	05/26/2022	14,952,577.25	15,000,000.00	14,883,513.90	3.375	3.446	3.493	05/01/2025	1,035
90331HPF4	40117	U S BANK	12/09/2019	28,995,874.16	29,000,000.00	28,852,283.86	1.950	1.950	1.977	01/09/2023	192
90331HPF4	40154	U S BANK	12/13/2019	11,000,000.00	11,000,000.00	10,943,969.74	1.950	1.922	1.949	01/09/2023	192
90331HPL1	40268	U S BANK	01/21/2020	19,978,226.67	20,000,000.00	19,228,478.40	2.050	2.066	2.095	01/21/2025	935
92826CAD4	42288	VANGUARD	06/15/2022	19,487,398.25	20,000,000.00	19,774,869.40	3.150	3.897	3.952	12/14/2025	1,262
92826CAC6	39527	VISA	05/09/2019	11,164,635.78	11,156,000.00	11,165,791.40	2.800	2.583	2.619	12/14/2022	166
931142EL3	39714	WALMART	07/29/2019	5,063,934.32	5,000,000.00	4,974,323.05	2.850	2.148	2.178	07/08/2024	738
931142EK5	39996	WALMART	10/30/2019	10,141,784.19	10,000,000.00	10,030,549.80	3.400	1.878	1.904	06/26/2023	360
931142DV2	40315	WALMART	02/07/2020	28,554,483.24	27,975,000.00	27,656,551.06	2.650	1.741	1.765	12/15/2024	898
931142ER0	41379	WALMART	09/17/2021	9,984,082.00	10,000,000.00	9,105,471.70	1.050	1.074	1.088	09/17/2026	1,539
931142EM1	41875	WALMART	03/01/2022	2,389,798.77	2,315,000.00	2,299,654.70	3.050	2.141	2.171	07/08/2026	1,468
30231GBB7	39747	EXXON MOBIL CORP	08/16/2019	5,000,000.00	5,000,000.00	4,993,403.40	1.902	1.875	1.902	08/16/2022	46
30231GAC6	39998	EXXON MOBIL CORP	10/31/2019	5,097,424.71	5,000,000.00	5,003,177.45	3.176	1.950	1.977	03/15/2024	623
30231GBH4	40403	EXXON MOBIL CORP	03/19/2020	15,000,000.00	15,000,000.00	14,776,351.50	2.992	2.951	2.992	03/19/2025	992
30231GAF9	40505	EXXON MOBIL CORP	05/26/2020	5,195,861.34	5,000,000.00	4,894,707.30	2.709	1.184	1.200	03/06/2025	979
Subtotal and Average				1,100,816,465.07	1,099,945,000.00	1,062,526,602.45	1.649	1.671		877	

Fund COMM - COMMINGLED POOL
Investments by Fund
June 30, 2022

CUSIP	Investment #	Issuer	Purchase Date	Book Value	Par Value	Market Value	Current Rate	YTM 360	YTM 365	Maturity Date	Days To Maturity
ABS - Green Bonds											
89190GAC1	41182	TOYOTA AUTO REC OWNER TRUST	06/14/2021	29,996,769.00	30,000,000.00	28,878,738.00	0.260	0.261	0.265	11/17/2025	1,235
89238LAC4	41867	Toyota Lease Owner Trust	02/28/2022	18,997,009.40	19,000,000.00	18,518,625.50	1.960	1.951	1.978	02/20/2025	965
Subtotal and Average				48,993,778.40	49,000,000.00	47,397,363.50		0.917	0.929		1,130
Asset Backed Securities (ABS)											
02008JAC0	42182	ALLY	05/18/2022	29,494,288.80	29,500,000.00	29,289,865.60	3.310	3.296	3.341	11/16/2026	1,599
02007TAC9	40134	ALLY Auto Receivables Trust	12/11/2019	3,294,760.30	3,295,327.76	3,290,356.43	1.840	1.829	1.854	06/17/2024	717
02582JJR2	41529	American Express Credit Acct	11/17/2021	32,494,923.50	32,500,000.00	30,651,231.00	0.900	0.895	0.908	11/16/2026	1,599
02589BAA8	41919	American Express Credit Acct	03/18/2022	19,498,997.70	19,500,000.00	18,858,496.80	2.210	2.191	2.222	03/15/2027	1,718
02582JJT8	42202	American Express Credit Acct	05/24/2022	34,992,258.00	35,000,000.00	34,959,781.50	3.390	3.376	3.423	05/17/2027	1,781
05591RAC8	40990	BMW VEHICLE LEASE TRUST	03/10/2021	12,085,469.54	12,085,852.66	11,953,879.98	0.290	0.288	0.292	01/25/2024	573
09690AAD5	41368	BMW VEHICLE LEASE TRUST	09/15/2021	25,999,017.20	26,000,000.00	24,692,309.20	0.430	0.593	0.602	01/27/2025	941
05601XAC3	41765	BMW VEHICLE LEASE TRUST	01/19/2022	16,247,570.63	16,250,000.00	15,689,292.13	1.100	1.095	1.111	03/25/2025	998
05588CAC6	39861	BMW VEHICLE OWNER TRUST	09/18/2019	2,669,928.88	2,670,287.77	2,669,196.96	1.920	1.907	1.934	01/25/2024	573
09661RAD3	40530	BMW VEHICLE OWNER TRUST	07/15/2020	4,671,456.95	4,671,809.67	4,607,911.93	0.480	0.477	0.484	10/25/2024	847
05602RAD3	42183	BMW VEHICLE OWNER TRUST	05/18/2022	13,999,272.00	14,000,000.00	13,854,191.40	3.210	3.189	3.234	08/25/2026	1,516
14317HAC5	42084	CARMAX AUTO OWNER TRUST	04/28/2022	17,997,262.20	18,000,000.00	17,915,599.80	3.490	3.473	3.522	02/16/2027	1,691
161571HP2	40336	CHASE ISSUANCE TRUST (ABS)	02/18/2020	26,993,814.30	27,000,000.00	26,795,664.00	1.530	1.523	1.544	01/15/2025	929
14041NFU0	39811	Capital One Multi Execution Tr	09/05/2019	34,991,187.00	35,000,000.00	35,000,973.00	1.720	1.711	1.735	08/15/2024	776
14041NFW6	41242	Capital One Multi Execution Tr	07/22/2021	23,499,048.25	23,500,000.00	22,203,361.65	0.550	0.544	0.552	07/15/2026	1,475
14041NFY2	41612	Capital One Multi Execution Tr	11/30/2021	35,995,039.20	36,000,000.00	34,027,714.80	1.040	1.032	1.047	11/16/2026	1,599
14041NFZ9	41952	Capital One Multi Execution Tr	03/30/2022	18,998,567.40	19,000,000.00	18,684,425.20	2.800	2.781	2.819	03/15/2027	1,718
14042WAC4	39586	Capital One Prime Auto Receiv	05/30/2019	722,226.80	722,373.15	722,632.77	2.510	2.500	2.535	11/15/2023	502
14043MAC5	40340	Capital One Prime Auto Receiv	02/19/2020	12,756,680.40	12,759,393.05	12,668,158.29	1.600	1.592	1.614	11/15/2024	868
14044CAC6	41476	Capital One Prime Auto Receiv	10/27/2021	13,999,735.40	14,000,000.00	13,235,503.40	0.770	0.761	0.772	09/15/2026	1,537
14043QAC6	42116	Capital One Prime Auto Receiv	05/04/2022	14,996,722.50	15,000,000.00	14,729,262.00	3.170	3.156	3.200	04/15/2027	1,749
14687TAC1	41209	Carvana Auto Receivables Trust	06/24/2021	14,999,145.00	15,000,000.00	14,455,164.00	0.490	0.486	0.492	03/10/2026	1,348
14687JAD1	41406	Carvana Auto Receivables Trust	09/29/2021	6,680,337.09	6,681,054.64	6,597,532.10	0.380	0.381	0.386	01/10/2025	924
254683CP8	41402	Discover Card Execution Note	09/27/2021	19,995,718.00	20,000,000.00	18,645,290.00	0.580	0.581	0.589	09/15/2026	1,537
23292GAC7	42119	DLLST	05/04/2022	11,498,323.30	11,500,000.00	11,336,211.25	3.400	3.385	3.433	01/21/2025	935
34532NAC9	40958	FORD MOTOR	02/22/2021	19,998,314.00	20,000,000.00	19,468,160.00	0.300	0.299	0.304	08/15/2025	1,141
345329AC0	41397	FORD MOTOR	09/24/2021	20,996,312.40	21,000,000.00	20,356,893.90	0.370	0.376	0.381	10/15/2024	837

Portfolio SCL2
AP

FI (PRF_FI) 7.3.11
Report Ver. 7.3.11

Fund COMM - COMMINGLED POOL
Investments by Fund
June 30, 2022

CUSIP	Investment #	Issuer	Purchase Date	Book Value	Par Value	Market Value	Current Rate	YTM 360	YTM 365	Maturity Date	Days To Maturity
Asset Backed Securities (ABS)											
34528LAD7	42066	FORD CREDIT AUTO LEASE TRUST	04/26/2022	29,996,376.00	30,000,000.00	29,886,597.00	3.230	3.215	3.259	05/15/2025	1,049
345286AC2	41776	FORD CREDIT AUTO OWNER TRUST	01/24/2022	11,998,574.40	12,000,000.00	11,522,815.20	1.290	1.281	1.299	06/15/2026	1,445
36259PAD8	40512	GM Fin'cl Auto Leasing Trust	06/17/2020	447,937.43	447,995.45	447,258.14	0.800	0.798	0.809	07/20/2023	384
362569AC9	40623	GM Fin'cl Auto Leasing Trust	09/29/2020	3,946,182.23	3,946,560.31	3,934,378.46	0.450	0.450	0.456	08/21/2023	416
36261RAC2	40964	GM Fin'cl Auto Leasing Trust	02/24/2021	7,954,619.48	7,955,434.12	7,887,185.25	0.260	0.263	0.266	02/20/2024	599
36266FAC3	42152	GM Fin'cl Auto Leasing Trust	05/11/2022	15,998,331.20	16,000,000.00	15,918,292.80	3.420	3.404	3.451	06/20/2025	1,085
362585AC5	42009	GM FINANCIAL SECURITIZED	04/13/2022	11,497,596.50	11,500,000.00	11,395,847.95	3.100	3.086	3.129	02/16/2027	1,691
44891VAC5	41187	Hyundai Auto Lease Sec Trust	06/16/2021	22,496,625.00	22,500,000.00	21,915,432.00	0.330	0.335	0.339	06/17/2024	717
44933MAC5	41387	Hyundai Auto Lease Sec Trust	09/22/2021	25,247,714.88	25,250,000.00	24,363,805.80	0.380	0.380	0.386	09/16/2024	808
44891WAC3	41766	Hyundai Auto Lease Sec Trust	01/19/2022	13,249,707.18	13,250,000.00	12,800,341.38	1.160	1.148	1.164	01/15/2025	929
44934LAD4	42184	Hyundai Auto Lease Sec Trust	05/18/2022	37,996,944.80	38,000,000.00	37,906,569.40	3.350	3.332	3.378	06/16/2025	1,081
43815MAC0	39582	HONDA AUTO RECEIVABLES OWNER T	05/29/2019	1,602,707.62	1,602,767.40	1,602,823.34	2.520	2.500	2.535	06/21/2023	355
43815NAC8	39777	HONDA AUTO RECEIVABLES OWNER T	08/27/2019	1,459,772.35	1,459,784.47	1,458,356.95	1.780	1.762	1.787	08/15/2023	410
43813RAC1	40346	HONDA AUTO RECEIVABLES OWNER T	02/26/2020	8,447,054.21	8,448,710.16	8,395,746.04	1.610	1.602	1.625	04/21/2024	660
43813GAC5	40965	HONDA AUTO RECEIVABLES OWNER T	02/24/2021	11,749,784.98	11,750,000.00	11,470,755.38	0.270	0.267	0.271	04/21/2025	1,025
43815EAC8	41321	HONDA AUTO RECEIVABLES OWNER T	08/25/2021	17,999,737.20	18,000,000.00	17,194,750.20	0.410	0.405	0.411	11/18/2025	1,236
43815GAC3	41554	HONDA AUTO RECEIVABLES OWNER T	11/24/2021	13,997,048.80	14,000,000.00	13,352,259.20	0.880	0.879	0.891	01/21/2026	1,300
43815MAD8	41717	HONDA AUTO RECEIVABLES OWNER T	12/30/2021	3,576,100.00	3,520,000.00	3,517,060.80	2.540	1.006	1.020	03/21/2025	994
43815BAC4	41855	HONDA AUTO RECEIVABLES OWNER T	02/23/2022	22,996,540.80	23,000,000.00	22,265,557.10	1.880	1.868	1.894	05/15/2026	1,414
44891JAC2	40017	HYUNDAI AUTO RECEIVABLES TRUST	11/06/2019	2,473,624.18	2,473,738.22	2,470,864.97	1.940	1.923	1.950	02/15/2024	594
44933LAC7	41111	HYUNDAI AUTO RECEIVABLES TRUST	04/28/2021	9,499,000.60	9,500,000.00	9,175,972.10	0.380	0.379	0.385	09/15/2025	1,172
41284UAD6	40294	Harley-Davidson Motorcycle	01/29/2020	3,079,917.35	3,080,589.23	3,072,895.77	1.870	1.861	1.886	10/15/2024	837
41284YAD8	42040	Harley-Davidson Motorcycle	04/20/2022	24,995,837.50	25,000,000.00	24,685,487.50	3.060	3.044	3.086	02/15/2027	1,690
477870AC3	39706	JOHN DEERE OWNER TRUST	07/24/2019	1,126,916.06	1,127,155.35	1,126,642.49	2.210	2.199	2.230	12/15/2023	532
47787NAC3	40533	JOHN DEERE OWNER TRUST	07/22/2020	2,798,099.77	2,798,526.27	2,752,397.60	0.510	0.510	0.517	11/15/2024	868
47788UAC6	40991	JOHN DEERE OWNER TRUST	03/10/2021	7,748,510.45	7,750,000.00	7,451,687.78	0.360	0.363	0.369	09/15/2025	1,172
47789QAC4	41240	JOHN DEERE OWNER TRUST	07/21/2021	7,999,286.40	8,000,000.00	7,591,460.00	0.520	0.517	0.524	03/16/2026	1,354
47787JAC2	41910	JOHN DEERE OWNER TRUST	03/16/2022	9,997,788.00	10,000,000.00	9,745,289.00	2.320	2.309	2.341	09/16/2026	1,538
58769KAD6	41220	MERCEDES-BENZ AUTO LEASE TRUST	06/29/2021	14,748,886.38	14,750,000.00	14,279,806.88	0.400	0.399	0.404	11/15/2024	868
58769TAD7	39883	MERCEDES -BENZ AUTO REC TRUST	09/25/2019	5,548,695.11	5,549,459.27	5,541,300.45	1.940	1.916	1.943	03/15/2024	623
58769VAC4	40515	MERCEDES -BENZ AUTO REC TRUST	06/23/2020	3,090,935.61	3,091,177.03	3,048,598.85	0.550	0.546	0.554	02/18/2025	963
58772WAC7	41389	MERCEDES -BENZ AUTO REC TRUST	09/22/2021	20,247,351.30	20,250,000.00	19,406,261.48	0.460	0.459	0.466	06/15/2026	1,445

Portfolio SCL2
AP

FI (PRF_FI) 7.3.11
Report Ver. 7.3.11

Fund COMM - COMMINGLED POOL
Investments by Fund
June 30, 2022

CUSIP	Investment #	Issuer	Purchase Date	Book Value	Par Value	Market Value	Current Rate	YTM 360	YTM 365	Maturity Date	Days To Maturity
Asset Backed Securities (ABS)											
65479HAC1	39578	Nissan Auto Receivables Owner	05/28/2019	2,971,876.09	2,972,548.18	2,975,187.21	2.500	2.489	2.523	11/15/2023	502
65480BAC1	41206	Nissan Auto Receivables Owner	06/23/2021	39,999,324.00	40,000,000.00	38,352,264.00	0.330	0.326	0.331	10/15/2025	1,202
65479QAC1	41856	Nissan Auto Receivables Owner	02/23/2022	17,296,607.47	17,300,000.00	16,667,710.95	1.860	1.850	1.876	08/17/2026	1,508
80286DAC2	41207	Santander Retail Auto Lease Tr	06/23/2021	15,448,048.67	15,450,000.00	14,892,049.52	0.510	0.511	0.518	08/20/2024	781
80286CAC4	41391	Santander Retail Auto Lease Tr	09/22/2021	7,499,643.00	7,500,000.00	7,246,089.00	0.500	0.496	0.503	03/20/2025	993
89233MAD5	40038	TOYOTA AUTO REC OWNER TRUST	11/13/2019	6,568,474.16	6,568,948.44	6,556,856.98	1.920	1.904	1.931	01/15/2024	563
89240BAC2	40930	TOYOTA AUTO REC OWNER TRUST	02/08/2021	15,497,123.20	15,500,000.00	15,135,418.30	0.260	0.265	0.269	05/15/2025	1,049
89238JAC9	41521	TOYOTA AUTO REC OWNER TRUST	11/15/2021	11,499,755.05	11,500,000.00	10,957,458.75	0.710	0.702	0.712	04/15/2026	1,384
89190GAB3	41718	TOYOTA AUTO REC OWNER TRUST	12/30/2021	1,577,631.07	1,579,605.57	1,572,164.36	0.140	0.422	0.428	01/16/2024	564
89239KAC5	41797	TOYOTA AUTO REC OWNER TRUST	01/31/2022	12,997,790.00	13,000,000.00	12,485,154.50	1.230	1.224	1.241	06/15/2026	1,445
89238EAC0	41089	Toyota Lease Owner Trust	04/21/2021	12,998,482.90	13,000,000.00	12,718,183.40	0.390	0.392	0.397	04/22/2024	661
92868VAC3	40801	Volkswagen Auto Lease Trust	12/03/2020	7,498,586.25	7,500,000.00	7,439,337.00	0.390	0.750	0.760	01/22/2024	570
92348KAL7	41780	VERIZON MASTER TRUST	01/25/2022	20,999,464.50	21,000,000.00	20,468,655.90	1.040	1.029	1.043	01/20/2027	1,664
92348KAP8	42214	VERIZON MASTER TRUST	05/25/2022	33,499,025.15	33,500,000.00	33,234,217.70	3.010	2.988	3.030	05/20/2027	1,784
92349GAA9	39612	VERIZON OWNER TRUST	06/12/2019	4,343,763.23	4,344,066.88	4,345,048.64	2.330	2.312	2.344	12/20/2023	537
92348AAA3	39920	VERIZON OWNER TRUST	10/08/2019	8,097,144.66	8,097,769.00	8,088,180.43	1.940	1.924	1.951	04/20/2024	659
92290BAA9	40549	VERIZON OWNER TRUST	08/12/2020	29,243,857.50	29,250,000.00	28,789,768.80	0.470	0.473	0.480	02/20/2025	965
92348CAA9	40712	VERIZON OWNER TRUST	11/02/2020	20,496,672.85	20,500,000.00	20,044,311.65	0.410	0.412	0.417	04/21/2025	1,025
98164EAC9	40937	World Omni Auto Rec'vble Trust	02/10/2021	13,999,046.60	14,000,000.00	13,619,701.20	0.300	0.298	0.303	01/15/2026	1,294
98163HAB5	41392	World Omni Auto Rec'vble Trust	09/22/2021	3,613,319.31	3,613,548.77	3,588,755.85	0.290	0.289	0.293	02/18/2025	963
98163NAC0	42020	WORLD OMNI AUTOMOBILE LEASE	04/13/2022	2,999,584.50	3,000,000.00	2,985,586.80	3.210	3.196	3.241	02/18/2025	963
Subtotal and Average				1,155,725,800.67	1,155,814,482.82	1,127,105,657.29		1.479	1.500		1,218
Municipal Bonds											
13063DVM7	40577	CALIFORNIA STATE	09/09/2020	28,322,339.29	26,650,000.00	27,799,414.50	5.000	0.266	0.270	11/01/2023	488
13077DQD7	41265	CALIF STATE UNIV	07/29/2021	5,000,000.00	5,000,000.00	4,577,900.00	0.862	0.850	0.862	11/01/2025	1,219
419792F76	41438	Hawaii State	10/12/2021	24,445,000.00	24,445,000.00	23,773,740.30	0.422	0.416	0.422	08/01/2023	396
374288AB4	40910	J PAUL GETTY TRUST	01/28/2021	15,000,000.00	15,000,000.00	14,410,895.40	0.391	0.385	0.391	01/01/2024	549
54438CYH9	40736	Los Angeles CA CMNTY CLG DIST	11/10/2020	4,000,000.00	4,000,000.00	3,887,800.00	0.444	0.437	0.444	08/01/2023	396
79739GPD2	41668	SAN DIEGO CNTY ARPT AUTH	12/08/2021	2,495,000.00	2,495,000.00	2,309,995.75	1.341	1.322	1.340	07/01/2025	1,096
799408Z69	40654	San Ramon Valley Unified SCD	10/20/2020	5,040,000.00	5,040,000.00	4,896,108.00	0.367	0.361	0.367	08/01/2023	396
91412HEX7	39321	UNIVERSITY CALIFORNIA REVS	03/19/2019	1,000,000.00	1,000,000.00	996,240.00	2.657	2.620	2.657	05/15/2023	318

Fund COMM - COMMINGLED POOL
Investments by Fund
June 30, 2022

CUSIP	Investment #	Issuer	Purchase Date	Book Value	Par Value	Market Value	Current Rate	YTM 360	YTM 365	Maturity Date	Days To Maturity
Municipal Bonds											
91412HGE7	40532	UNIVERSITY CALIFORNIA REVS	07/16/2020	5,000,000.00	5,000,000.00	4,655,300.00	0.883	0.870	0.883	05/15/2025	1,049
91412HJK0	40993	UNIVERSITY CALIFORNIA REVS	03/10/2021	2,500,000.00	2,500,000.00	2,364,900.00	0.367	0.361	0.366	05/15/2024	684
917542WF5	40481	UTAH ST	04/23/2020	3,122,873.52	3,000,000.00	3,099,630.00	5.000	0.828	0.840	07/01/2023	365
Subtotal and Average				95,925,212.81	94,130,000.00	92,771,923.95		0.470	0.477		547
Commercial Paper, Discount											
02314QHX0	41957	Amazon	03/31/2022	74,878,055.45	75,000,000.00	74,796,000.00	0.980	0.984	0.997	08/31/2022	61
02314QJK6	41967	Amazon	04/04/2022	49,880,292.37	50,000,000.00	49,801,650.00	1.100	1.105	1.121	09/19/2022	80
10924JGT1	42067	Brighthouse Financial ST FDG	04/27/2022	49,954,770.12	50,000,000.00	49,943,750.00	1.260	1.264	1.281	07/27/2022	26
06054PJ23	41635	BANK OF AMERICA	12/08/2021	49,963,541.85	50,000,000.00	49,816,250.00	0.420	0.426	0.432	09/02/2022	63
1247P3GE6	41958	CAFCO LLC	03/31/2022	30,239,134.14	30,250,000.00	30,231,124.00	1.000	1.002	1.016	07/14/2022	13
13609CHS3	41614	Canadian Imperial Holdings	12/01/2021	29,982,117.39	30,000,000.00	29,906,377.50	0.380	0.385	0.391	08/26/2022	56
16536JG19	42342	CHESHAM FINANCE	06/30/2022	50,000,000.00	50,000,000.00	49,997,800.00	1.570	1.570	1.591	07/01/2022	0
16536JG19	42343	CHESHAM FINANCE	06/30/2022	75,000,000.00	75,000,000.00	74,996,700.00	1.570	1.570	1.591	07/01/2022	0
17327BJ63	41877	CITIGROUP GLOBAL MARKETS	03/02/2022	11,980,996.18	12,000,000.00	11,951,328.00	0.850	0.872	0.884	09/06/2022	67
17327BKU8	41943	CITIGROUP GLOBAL MARKETS	03/28/2022	79,548,023.18	80,000,000.00	79,315,440.00	1.700	1.750	1.774	10/28/2022	119
67983UGN7	42018	OLD LINE FUNDING LLC	04/14/2022	49,970,705.54	50,000,000.00	49,949,900.00	1.010	1.012	1.026	07/22/2022	21
78015DNQ9	42340	Royal Bank of Canada NY	06/29/2022	49,121,047.11	50,000,000.00	49,115,100.00	3.070	3.172	3.216	01/24/2023	207
79490BJN7	42315	SALISBURY REC CO	06/23/2022	49,741,277.25	50,000,000.00	49,744,000.00	2.300	2.313	2.345	09/22/2022	83
79583TJ89	41655	SALVATION ARMY	12/13/2021	36,687,669.92	36,710,000.00	36,560,576.72	0.320	0.324	0.329	09/08/2022	69
82124MGS3	42001	SHEFFIELD RECEIVABLES CORP	04/12/2022	49,965,467.07	50,000,000.00	49,939,300.00	1.000	1.002	1.016	07/26/2022	25
82124MHH6	42299	SHEFFIELD RECEIVABLES CORP	06/17/2022	74,810,653.11	75,000,000.00	74,811,750.00	1.950	1.956	1.983	08/17/2022	47
82124MJP6	42321	SHEFFIELD RECEIVABLES CORP	06/24/2022	24,871,923.08	25,000,000.00	24,867,300.00	2.250	2.262	2.294	09/23/2022	84
Subtotal and Average				836,595,673.76	838,960,000.00	835,744,346.22		1.419	1.439		59
Federal Agency Discount Notes											
313385D78	42325	FHLB DISCOUNT	06/27/2022	49,868,865.10	50,000,000.00	49,859,451.50	1.600	1.626	1.649	08/29/2022	59
Subtotal and Average				49,868,865.10	50,000,000.00	49,859,451.50		1.627	1.649		59
Local Agency Investment Fund											
SYS8506	8506	LOCAL AGENCY INVEST FUND	07/01/2021	43,246,451.97	43,246,451.97	43,246,451.97	0.861	0.849	0.861		1
Subtotal and Average				43,246,451.97	43,246,451.97	43,246,451.97		0.849	0.861		1

Fund COMM - COMMINGLED POOL
Investments by Fund
June 30, 2022

CUSIP	Investment #	Issuer	Purchase Date	Book Value	Par Value	Market Value	Current Rate	YTM 360	YTM 365	Maturity Date	Days To Maturity
Money Market											
SYS40461	40461	DREYFUS GOVERNMENT CASH MGMT	04/15/2020	6,007.52	6,007.52	6,007.52	1.340	1.321	1.340		1
SYS37590	37590	JP MORGAN US GOVT MMF	02/27/2017	22,702.12	22,702.12	22,702.12	1.310	1.292	1.310		1
SYS34292	34292	MORGAN STANLEY TRSY INSTL 8304	05/21/2013	1,988.58	1,988.58	1,988.58	1.330	1.311	1.330		1
SYS23519	23519	BLACKROCK TREASURY LIQ FUND	02/01/2008	789,843,219.91	789,843,219.91	789,843,219.91	1.340	1.321	1.340		1
Subtotal and Average				789,873,918.13	789,873,918.13	789,873,918.13		1.322	1.340		1
Other - Floaters - Daily Reset											
459058JJ3	40600	INTL BANK RECON & DEVELOP	09/18/2020	45,000,000.00	45,000,000.00	45,160,770.60	1.770	1.260	1.277	09/18/2025	1,175
63873QRK2	41627	Natixis NY Branch	12/03/2021	50,000,000.00	50,000,000.00	49,973,200.00	1.790	1.170	1.186	12/02/2022	154
Subtotal and Average				95,000,000.00	95,000,000.00	95,133,970.60		1.213	1.229		637
Agency - Floaters - Daily Reset											
31422BM64	40547	FARMER MAC	08/11/2020	25,000,000.00	25,000,000.00	25,003,170.75	1.680	0.360	0.365	08/11/2022	41
31422BR36	40614	FARMER MAC	09/25/2020	35,000,000.00	35,000,000.00	35,068,080.95	1.730	0.860	0.871	09/25/2023	451
31422B2B5	40671	FARMER MAC	10/23/2020	35,000,000.00	35,000,000.00	35,016,242.10	1.630	0.880	0.892	10/23/2023	479
3133EL4V3	40559	FFCB NOTES	08/28/2020	74,999,749.91	75,000,000.00	75,003,870.00	1.595	0.279	0.283	07/25/2022	24
3133EMGG1	40729	FFCB NOTES	11/06/2020	42,000,000.00	42,000,000.00	42,054,769.68	1.645	0.920	0.932	11/06/2023	493
3133EMJH6	40793	FFCB NOTES	12/02/2020	60,000,000.00	60,000,000.00	60,020,008.20	1.650	0.640	0.648	12/02/2022	154
3133EMJV5	40811	FFCB NOTES	12/08/2020	45,000,000.00	45,000,000.00	45,054,278.55	1.630	0.950	0.963	12/08/2023	525
3133EMLK6	40862	FFCB NOTES	12/21/2020	30,000,000.00	30,000,000.00	30,004,781.40	1.570	0.470	0.476	10/21/2022	112
3133EMPZ9	40934	FFCB NOTES	02/09/2021	6,000,000.00	6,000,000.00	6,001,561.02	1.565	0.640	0.648	02/09/2023	223
3133EMXV9	41112	FFCB NOTES	04/29/2021	35,000,000.00	35,000,000.00	35,009,658.95	1.570	1.030	1.044	04/29/2024	668
3133EMH70	41180	FFCB NOTES	06/14/2021	25,000,000.00	25,000,000.00	25,004,743.25	1.540	0.880	0.892	06/14/2023	348
3133ENGX2	41653	FFCB NOTES	12/13/2021	10,000,000.00	10,000,000.00	10,003,212.00	1.570	1.290	1.307	12/13/2023	530
3133ENJB7	41697	FFCB NOTES	12/22/2021	45,000,000.00	45,000,000.00	45,015,615.90	1.570	1.290	1.307	11/22/2023	509
3133ENJQ4	41705	FFCB NOTES	12/27/2021	20,000,000.00	20,000,000.00	20,006,532.60	1.570	1.320	1.338	12/27/2023	544
3133ENKX7	41761	FFCB NOTES	01/18/2022	27,000,000.00	27,000,000.00	26,999,760.78	1.620	1.500	1.520	01/17/2025	931
3130AKEA0	40696	FHLB NOTES	10/29/2020	50,000,000.00	50,000,000.00	50,177,340.50	1.710	1.280	1.297	10/29/2025	1,216
3130AKEA0	40697	FHLB NOTES	10/29/2020	10,000,000.00	10,000,000.00	10,035,468.10	1.710	1.280	1.297	10/29/2025	1,216
3130AKK47	40848	FHLB NOTES	12/15/2020	45,000,000.00	45,000,000.00	45,005,817.60	1.570	0.540	0.547	12/15/2022	167
3130AQLS0	41746	FHLB NOTES	01/11/2022	30,000,000.00	30,000,000.00	29,998,592.10	1.610	1.450	1.470	01/07/2025	921
Subtotal and Average				649,999,749.91	650,000,000.00	650,483,504.43		0.876	0.888		458

Fund COMM - COMMINGLED POOL
Investments by Fund
June 30, 2022

CUSIP	Investment #	Issuer	Purchase Date	Book Value	Par Value	Market Value	Current Rate	YTM 360	YTM 365	Maturity Date	Days To Maturity
Supranationals - Green Bond											
459058JE4	41545	INTL BANK RECON & DEVELOP	11/22/2021	24,504,938.91	25,000,000.00	23,014,769.00	0.375	1.018	1.032	07/28/2025	1,123
Subtotal and Average				24,504,938.91	25,000,000.00	23,014,769.00		1.019	1.033		1,123
Supranationals											
45818WBP0	38317	IADB	12/21/2017	45,000,306.12	45,000,000.00	44,990,126.55	1.114	1.480	1.500	07/15/2022	14
4581X0DF2	39495	IADB	04/29/2019	17,054,096.97	17,000,000.00	16,896,130.00	2.625	2.372	2.405	01/16/2024	564
4581X0DR6	40721	IADB	11/04/2020	45,000,000.00	45,000,000.00	45,083,915.10	0.409	1.160	1.176	02/04/2025	949
459058GQ0	39367	INTL BANK RECON & DEVELOP	04/02/2019	5,012,242.42	5,000,000.00	4,960,250.60	2.500	2.315	2.347	03/19/2024	627
45906M2B6	40684	INTL BANK RECON & DEVELOP	10/27/2020	25,086,590.29	25,000,000.00	25,131,781.75	0.853	0.990	1.003	06/17/2024	717
459058JL8	40688	INTL BANK RECON & DEVELOP	10/28/2020	2,498,121.38	2,500,000.00	2,294,904.13	0.500	0.515	0.522	10/28/2025	1,215
459058JL8	40689	INTL BANK RECON & DEVELOP	10/28/2020	14,988,728.25	15,000,000.00	13,769,424.75	0.500	0.515	0.522	10/28/2025	1,215
459058JM6	40773	INTL BANK RECON & DEVELOP	11/24/2020	12,243,838.25	12,250,000.00	11,813,801.88	0.250	0.282	0.286	11/24/2023	511
459058JS3	41153	INTL BANK RECON & DEVELOP	05/28/2021	9,934,973.23	10,000,000.00	9,009,257.60	0.650	0.822	0.834	02/10/2026	1,320
45906M3C3	41948	INTL BANK RECON & DEVELOP	03/29/2022	24,982,995.13	25,000,000.00	24,679,725.00	2.250	2.258	2.290	03/28/2024	636
Subtotal and Average				201,801,892.04	201,750,000.00	198,629,317.36		1.352	1.370		647
Total Investments and Average				11,103,252,552.00	11,100,958,312.74	10,827,797,372.60		1.236	1.253		738

Fund WK - WORKERS COMP
Investments by Fund
June 30, 2022

CUSIP	Investment #	Issuer	Purchase Date	Book Value	Par Value	Market Value	Current Rate	YTM 360	YTM 365	Maturity Date	Days To Maturity
Mortgage Backed Securities (MBS)											
3137F2LJ3	42115	FHLMC Multi-Family	05/03/2022	998,203.13	1,000,000.00	984,058.70	3.117	3.088	3.131	06/25/2027	1,820
3137BRQK4	42233	FHLMC Multi-Family	05/31/2022	1,965,625.00	2,000,000.00	1,927,469.80	2.624	2.994	3.036	08/25/2026	1,516
3138LGKH8	39318	FNMA Multi-Family	03/19/2019	2,953,125.00	3,000,000.00	2,984,112.75	2.470	2.794	2.833	01/01/2024	549
3136AEX69	40525	FNMA Multi-Family	06/26/2020	245,358.67	236,223.47	234,565.96	2.389	0.728	0.739	01/25/2023	208
Subtotal and Average				6,162,311.80	6,236,223.47	6,130,207.21		2.824	2.863		1,049
Federal Agency Bonds											
3133EJZH5	38879	FFCB NOTES	10/05/2018	999,552.67	1,000,000.00	1,002,030.63	2.800	2.997	3.038	09/13/2022	74
3133ENRZ5	41918	FFCB NOTES	03/17/2022	1,991,938.96	2,000,000.00	1,943,415.24	1.950	2.075	2.104	03/17/2025	990
3130A0F70	39114	FHLB NOTES	12/24/2018	1,511,141.29	1,500,000.00	1,508,517.65	3.375	2.778	2.817	12/08/2023	525
3135G03U5	40497	FNMA NOTES	05/07/2020	1,501,299.86	1,500,000.00	1,403,944.07	0.625	0.585	0.593	04/22/2025	1,026
Subtotal and Average				6,003,932.78	6,000,000.00	5,857,907.59		2.033	2.061		729
Federal Agency Bonds - CALLABLE											
3130AJLA5	40503	FHLB NOTES	05/19/2020	3,000,000.00	3,000,000.00	2,815,204.80	0.750	0.739	0.750	05/19/2025	1,053
3130AJLA5	40504	FHLB NOTES	05/19/2020	2,000,000.00	2,000,000.00	1,876,803.20	0.750	0.739	0.750	05/19/2025	1,053
3130AKYH3	41962	FHLB NOTES	03/31/2022	1,843,149.09	2,000,000.00	1,784,593.20	0.830	2.618	2.655	02/10/2027	1,685
3134GW6E1	40718	FHLMC NOTES	11/02/2020	2,500,000.00	2,500,000.00	2,416,323.88	0.320	0.315	0.320	11/02/2023	489
Subtotal and Average				9,343,149.09	9,500,000.00	8,892,925.08		0.997	1.011		1,026
US Treasury Notes											
91282CAM3	41726	U.S. TREASURY NOTES	12/30/2021	2,915,828.32	3,000,000.00	2,743,944.00	0.250	1.118	1.134	09/30/2025	1,187
Subtotal and Average				2,915,828.32	3,000,000.00	2,743,944.00		1.119	1.134		1,187
Money Market											
SYS34789	34789	BLACKROCK TREASURY LIQ FUND	12/26/2013	3,249,108.65	3,249,108.65	3,249,108.65	1.340	1.321	1.340		1
Subtotal and Average				3,249,108.65	3,249,108.65	3,249,108.65		1.322	1.340		1
Supranationals											
459058JL8	40695	INTL BANK RECON & DEVELOP	10/28/2020	2,498,121.38	2,500,000.00	2,294,904.13	0.500	0.515	0.522	10/28/2025	1,215
Subtotal and Average				2,498,121.38	2,500,000.00	2,294,904.13		0.516	0.523		1,215
Total Investments and Average				30,172,452.02	30,485,332.12	29,168,996.66		1.583	1.605		892

Fund WK - WORKERS COMP
Investments by Fund
June 30, 2022

CUSIP	Investment #	Issuer	Purchase Date	Book Value	Par Value	Market Value	Current Rate	YTM 360	YTM 365	Maturity Days To Date Maturity
--------------	---------------------	---------------	--------------------------	-------------------	------------------	---------------------	-------------------------	--------------------	--------------------	---

Fund PCF - PARK CHARTER FUND
Investments by Fund
June 30, 2022

CUSIP	Investment #	Issuer	Purchase Date	Book Value	Par Value	Market Value	Current Rate	YTM 360	YTM 365	Maturity Date	Days To Maturity
Federal Agency Bonds											
3133ENRZ5	41917	FFCB NOTES	03/17/2022	995,969.48	1,000,000.00	971,707.62	1.950	2.075	2.104	03/17/2025	990
Subtotal and Average				995,969.48	1,000,000.00	971,707.62		2.075	2.104		990
Federal Agency Bonds - CALLABLE											
3130AKYH3	41961	FHLB NOTES	03/31/2022	460,787.27	500,000.00	446,148.30	0.830	2.618	2.655	02/10/2027	1,685
3134GW6E1	40717	FHLMC NOTES	11/02/2020	1,000,000.00	1,000,000.00	966,529.55	0.320	0.315	0.320	11/02/2023	489
Subtotal and Average				1,460,787.27	1,500,000.00	1,412,677.85		1.042	1.057		866
US Treasury Notes											
91282CAM3	41727	U.S. TREASURY NOTES	12/30/2021	971,942.78	1,000,000.00	914,648.00	0.250	1.118	1.134	09/30/2025	1,187
Subtotal and Average				971,942.78	1,000,000.00	914,648.00		1.119	1.134		1,187
Money Market											
SYS33657	33657	BLACKKROCK TREASURY LIQ FUND	09/30/2012	1,003,379.64	1,003,379.64	1,003,379.64	1.340	1.321	1.340		1
Subtotal and Average				1,003,379.64	1,003,379.64	1,003,379.64		1.322	1.340		1
Total Investments and Average				4,432,079.17	4,503,379.64	4,302,413.11		1.354	1.373		768

Fund SJE - SAN JOSE- EVERGREEN
Investments by Fund
June 30, 2022

CUSIP	Investment #	Issuer	Purchase Date	Book Value	Par Value	Market Value	Current Rate	YTM 360	YTM 365	Maturity Date	Days To Maturity
Municipal Bonds											
041042UP5	40021	ARKANSAS ST	11/07/2019	502,318.10	500,000.00	501,965.00	3.000	1.094	1.110	10/01/2022	92
13063C5Q9	37543	CALIFORNIA ST	03/14/2017	501,235.00	500,000.00	501,440.00	5.000	1.844	1.870	08/01/2022	31
13063DSG4	40064	CALIFORNIA ST	11/20/2019	506,412.82	500,000.00	506,205.00	5.000	1.065	1.080	11/01/2022	123
246381NB9	39874	DELAWARE ST	09/23/2019	528,718.11	500,000.00	524,415.00	5.000	1.242	1.260	02/01/2024	580
373385CF8	40048	GEORGIA ST	11/15/2019	500,000.00	500,000.00	500,000.00	5.000	1.075	1.090	07/01/2022	0
419792JY3	39790	Hawaii State	08/30/2019	524,968.73	500,000.00	519,445.00	5.000	0.907	0.920	10/01/2023	457
57582RWB8	39846	MASSACHUSETTS ST	09/13/2019	500,000.00	500,000.00	500,000.00	5.000	1.154	1.170	07/01/2022	0
57582RQU3	40039	MASSACHUSETTS ST	11/13/2019	104,975.46	100,000.00	104,206.00	5.000	1.154	1.170	11/01/2023	488
574193KT4	39795	MARYLAND ST	08/30/2019	100,325.92	100,000.00	100,278.00	5.000	1.006	1.020	08/01/2022	31
574193RL4	39807	MARYLAND ST	09/04/2019	521,079.96	500,000.00	517,740.00	5.000	1.006	1.020	08/01/2023	396
574193PA0	40057	MARYLAND ST	11/19/2019	300,957.87	300,000.00	300,834.00	5.000	1.085	1.100	08/01/2022	31
60412AQP1	39803	MINNESOTA ST	09/03/2019	521,366.90	500,000.00	517,740.00	5.000	0.957	0.970	08/01/2023	396
6041297C4	39813	MINNESOTA ST	09/05/2019	501,629.64	500,000.00	501,410.00	5.000	1.006	1.020	08/01/2022	31
60412ADC4	40040	MINNESOTA ST	11/13/2019	401,290.37	400,000.00	401,128.00	5.000	1.115	1.131	08/01/2022	31
658256Z21	39792	NORTH CAROLINA ST	08/30/2019	518,092.60	500,000.00	515,540.00	5.000	0.956	0.970	06/01/2023	335
677522Q80	40063	OHIO ST	11/20/2019	512,486.71	500,000.00	511,475.00	5.000	1.155	1.171	03/01/2023	243
68609BSH1	39791	OREGON ST	08/30/2019	536,137.19	500,000.00	527,685.00	5.000	0.948	0.961	05/01/2024	670
882723RA9	40026	TEXAS STATE REFUNDING	11/08/2019	514,196.52	500,000.00	512,665.00	5.000	1.114	1.130	04/01/2023	274
917542UG5	40033	UTAH ST	11/12/2019	518,797.56	500,000.00	516,605.00	5.000	1.134	1.150	07/01/2023	365
9242582V7	39794	VERMONT ST	08/30/2019	512,299.31	500,000.00	510,680.00	5.000	0.956	0.970	02/15/2023	229
93974DM70	40027	WASHINGTON ST	11/08/2019	592,565.25	550,000.00	583,484.00	5.000	1.154	1.170	08/01/2024	762
956553XU0	40032	West Virginia State	11/12/2019	584,209.16	565,000.00	582,198.60	5.000	1.183	1.200	06/01/2023	335
Subtotal and Average				10,304,063.18	10,015,000.00	10,257,138.60		1.107	1.123		284
Money Market - Tax Exempt											
SYS33615	33615	Dreyfus Tax Exempt Inst	09/25/2012	0.00	0.00	0.00	0.790	0.779	0.790		1
60934N666	42335	FEDERATED TAX EXEMPT	06/29/2022	10,991,963.97	10,991,963.97	10,991,963.97	0.800	0.789	0.800		1
Subtotal and Average				10,991,963.97	10,991,963.97	10,991,963.97		0.789	0.800		1
Total Investments and Average				21,296,027.15	21,006,963.97	21,249,102.57		0.943	0.956		137

SANTA CLARA COUNTY INVESTMENTS
Transaction Activity Report
April 1, 2022 - June 30, 2022
Sorted by Transaction Date - Transaction Date
COMMINGLED POOL Fund

Investment #	Fund	CUSIP	Inv Descrip	TransactionType	TransactionDate	Issuer	New Principal	Principal Paydowns	Interest	Total Cash
41963	COMM	16536JD46	CHES DISC NOTE	Purchase	04/01/2022	CHESHAM FINANCE	74,998,000.00			-74,998,000.00
41964	COMM	3135G06L2	FEDERAL NATL MTG	Purchase	04/01/2022	FNMA NOTES	18,503,269.44			-18,503,269.44
41965	COMM	5148X1D42	LANDES DISC NOTE	Purchase	04/01/2022	LANDES	124,996,666.67			-124,996,666.67
41966	COMM	63873KD46	NATXNY DISC NOTE	Purchase	04/01/2022	Natixis NY Branch	49,998,750.00			-49,998,750.00
40391	COMM	31422BWJ5	FEDERAL AGRIC	Redemption	04/01/2022	FARMER MAC		20,000,000.00		20,000,000.00
41959	COMM	16536JD12	CHES DISC NOTE	Redemption	04/01/2022	CHESHAM FINANCE		75,000,000.00		75,000,000.00
40391	COMM	31422BWJ5	FEDERAL AGRIC	Interest	04/01/2022	FARMER MAC			13,288.89	13,288.89
40585	COMM	3133ELVQ4	FEDERAL FARM CR	Interest	04/01/2022	FFCB NOTES			71,250.00	71,250.00
Totals for 04/01/2022							268,496,686.11	95,000,000.00	84,538.89	-173,412,147.22
41967	COMM	02314QJK6	AMZN DISC NOTE	Purchase	04/04/2022	Amazon	49,743,333.33			-49,743,333.33
41968	COMM	16536JD53	CHES DISC NOTE	Purchase	04/04/2022	CHESHAM FINANCE	74,999,333.34			-74,999,333.34
41969	COMM	5148X1D59	LANDES DISC NOTE	Purchase	04/04/2022	LANDES	124,998,888.90			-124,998,888.90
41970	COMM	63873KD53	NATXNY DISC NOTE	Purchase	04/04/2022	Natixis NY Branch	49,999,583.33			-49,999,583.33
41719	COMM	88602UD49	TBLLC DISC NOTE	Redemption	04/04/2022	Thunder Bay Funding		25,000,000.00		25,000,000.00
41963	COMM	16536JD46	CHES DISC NOTE	Redemption	04/04/2022	CHESHAM FINANCE		75,000,000.00		75,000,000.00
41965	COMM	5148X1D42	LANDES DISC NOTE	Redemption	04/04/2022	LANDES		125,000,000.00		125,000,000.00
41966	COMM	63873KD46	NATXNY DISC NOTE	Redemption	04/04/2022	Natixis NY Branch		50,000,000.00		50,000,000.00
41627	COMM	63873QRK2	NATXNY BRANCH	Interest	04/04/2022	Natixis NY Branch			20,652.80	20,652.80
34292	COMM	SYS34292	MSTI 0.0%	Interest	04/04/2022	MORGAN STANLEY			0.15	0.15
34292	COMM	SYS34292	MSTI 0.0%	Purchase	04/04/2022	MORGAN STANLEY	0.15			-0.15
37590	COMM	SYS37590	JPM TE 0.44%	Interest	04/04/2022	JP MORGAN US			4,438.52	4,438.52
37590	COMM	SYS37590	JPM TE 0.44%	Purchase	04/04/2022	JP MORGAN US	4,438.52			-4,438.52
40461	COMM	SYS40461	DGCXX 0.0%	Interest	04/04/2022	DREYFUS			1,068.75	1,068.75
40461	COMM	SYS40461	DGCXX 0.0%	Purchase	04/04/2022	DREYFUS	1,068.75			-1,068.75
Totals for 04/04/2022							299,746,646.32	275,000,000.00	26,160.22	-24,720,486.10
41971	COMM	16536JD61	CHES DISC NOTE	Purchase	04/05/2022	CHESHAM FINANCE	74,999,333.25			-74,999,333.25
41972	COMM	16536JE60	CHES DISC NOTE	Purchase	04/05/2022	CHESHAM FINANCE	49,980,625.00			-49,980,625.00
41973	COMM	5148X1D67	LANDES DISC NOTE	Purchase	04/05/2022	LANDES	124,998,888.75			-124,998,888.75
41974	COMM	63873KD61	NATXNY DISC NOTE	Purchase	04/05/2022	Natixis NY Branch	49,999,583.33			-49,999,583.33
37783	COMM	3135G0T45	FEDERAL NATL MTG	Redemption	04/05/2022	FNMA NOTES		40,000,000.00		40,000,000.00
41968	COMM	16536JD53	CHES DISC NOTE	Redemption	04/05/2022	CHESHAM FINANCE		75,000,000.00		75,000,000.00
41969	COMM	5148X1D59	LANDES DISC NOTE	Redemption	04/05/2022	LANDES		125,000,000.00		125,000,000.00
41970	COMM	63873KD53	NATXNY DISC NOTE	Redemption	04/05/2022	Natixis NY Branch		50,000,000.00		50,000,000.00

Portfolio SCL2

AP

SANTA CLARA COUNTY INVESTMENTS
Transaction Activity Report
 Sorted by Transaction Date - Transaction Date

Investment #	Fund	CUSIP	Inv Descrip	TransactionType	TransactionDate	Issuer	New Principal	Principal Paydowns	Interest	Total Cash
37783	COMM	3135G0T45	FEDERAL NATL MTG	Interest	04/05/2022	FNMA NOTES			375,000.00	375,000.00
38163	COMM	3135G0T78	FEDERAL NATL MTG	Interest	04/05/2022	FNMA NOTES			50,000.00	50,000.00
41073	COMM	58989V2C7	MET LI 0.7% MAT	Interest	04/05/2022	MET LIFE GLOBAL			35,000.00	35,000.00
Totals for 04/05/2022							299,978,430.33	290,000,000.00	460,000.00	-9,518,430.33
41975	COMM	16536JD79	CHES DISC NOTE	Purchase	04/06/2022	CHESHAM FINANCE	74,999,333.34			-74,999,333.34
41976	COMM	5148X1D75	LANDES DISC NOTE	Purchase	04/06/2022	LANDES	124,998,888.90			-124,998,888.90
41977	COMM	63873KD79	NATXNY DISC NOTE	Purchase	04/06/2022	Natixis NY Branch	49,999,583.33			-49,999,583.33
41971	COMM	16536JD61	CHES DISC NOTE	Redemption	04/06/2022	CHESHAM FINANCE		75,000,000.00		75,000,000.00
41973	COMM	5148X1D67	LANDES DISC NOTE	Redemption	04/06/2022	LANDES		125,000,000.00		125,000,000.00
41974	COMM	63873KD61	NATXNY DISC NOTE	Redemption	04/06/2022	Natixis NY Branch		50,000,000.00		50,000,000.00
Totals for 04/06/2022							249,997,805.57	250,000,000.00		2,194.43
41979	COMM	16536JD87	CHES DISC NOTE	Purchase	04/07/2022	CHESHAM FINANCE	74,999,333.34			-74,999,333.34
41980	COMM	5148X1D83	LANDES DISC NOTE	Purchase	04/07/2022	LANDES	124,998,888.90			-124,998,888.90
41981	COMM	63873KD87	NATXNY DISC NOTE	Purchase	04/07/2022	Natixis NY Branch	49,999,583.33			-49,999,583.33
41978	COMM	740189AM7	PCP 3.25% MAT	Purchase	04/07/2022	PRECISION	10,672,199.78			-10,672,199.78
40461	COMM	SYS40461	DGCXX 0%	Purchase	04/07/2022	DREYFUS	200,000,000.00			-200,000,000.00
41975	COMM	16536JD79	CHES DISC NOTE	Redemption	04/07/2022	CHESHAM FINANCE		75,000,000.00		75,000,000.00
41976	COMM	5148X1D75	LANDES DISC NOTE	Redemption	04/07/2022	LANDES		125,000,000.00		125,000,000.00
41977	COMM	63873KD79	NATXNY DISC NOTE	Redemption	04/07/2022	Natixis NY Branch		50,000,000.00		50,000,000.00
41746	COMM	3130AQLS0	FEDERAL HOME LN	Interest	04/07/2022	FHLB NOTES			14,616.66	14,616.66
Totals for 04/07/2022							460,670,005.35	250,000,000.00	14,616.66	-210,655,388.69
41982	COMM	16536JDB0	CHES DISC NOTE	Purchase	04/08/2022	CHESHAM FINANCE	74,998,000.00			-74,998,000.00
41983	COMM	5148X1DB6	LANDES DISC NOTE	Purchase	04/08/2022	LANDES	124,996,666.67			-124,996,666.67
41984	COMM	63873KDB0	NATXNY DISC NOTE	Purchase	04/08/2022	Natixis NY Branch	49,998,750.00			-49,998,750.00
37590	COMM	SYS37590	JPM TE 0.44%	Purchase	04/08/2022	JP MORGAN US	150,000,000.00			-150,000,000.00
40461	COMM	SYS40461	DGCXX 0%	Purchase	04/08/2022	DREYFUS	150,000,000.00			-150,000,000.00
41979	COMM	16536JD87	CHES DISC NOTE	Redemption	04/08/2022	CHESHAM FINANCE		75,000,000.00		75,000,000.00
41980	COMM	5148X1D83	LANDES DISC NOTE	Redemption	04/08/2022	LANDES		125,000,000.00		125,000,000.00
41981	COMM	63873KD87	NATXNY DISC NOTE	Redemption	04/08/2022	Natixis NY Branch		50,000,000.00		50,000,000.00
40445	COMM	3133ELVX9	FEDERAL FARM CR	Interest	04/08/2022	FFCB NOTES			65,625.00	65,625.00
Totals for 04/08/2022							549,993,416.67	250,000,000.00	65,625.00	-299,927,791.67
41990	COMM	037833CJ7	APPLE INC, SR GLBL	Purchase	04/11/2022	APPLE INC	11,904,953.26			-11,904,953.26
41989	COMM	SYS41989	BCREPO 0.25% MAT	Purchase	04/11/2022	BARCLAYS CAPITAL	10,000,000.00			-10,000,000.00
41986	COMM	22533UDC4	CACPNY DISC NOTE	Purchase	04/11/2022	CREDIT AGRICOLE	49,999,583.33			-49,999,583.33
41985	COMM	16536JDC8	CHES DISC NOTE	Purchase	04/11/2022	CHESHAM FINANCE	74,999,333.33			-74,999,333.33
42004	COMM	16536JDC8	CHES DISC NOTE	Purchase	04/11/2022	CHESHAM FINANCE	49,999,555.56			-49,999,555.56
41987	COMM	5148X1DC4	LANDES DISC NOTE	Purchase	04/11/2022	LANDES	124,998,888.90			-124,998,888.90
41988	COMM	63873KDC8	NATXNY DISC NOTE	Purchase	04/11/2022	Natixis NY Branch	49,999,583.33			-49,999,583.33

SANTA CLARA COUNTY INVESTMENTS
Transaction Activity Report
Sorted by Transaction Date - Transaction Date

Investment #	Fund	CUSIP	Inv Descrip	TransactionType	TransactionDate	Issuer	New Principal	Principal Paydowns	Interest	Total Cash
37590	COMM	SYS37590	JPM TE 0.44%	Purchase	04/11/2022	JP MORGAN US	50,000,000.00			-50,000,000.00
40461	COMM	SYS40461	DGCXX 0.0%	Purchase	04/11/2022	DREYFUS	100,000,000.00			-100,000,000.00
41982	COMM	16536JDB0	CHES DISC NOTE	Redemption	04/11/2022	CHESHAM FINANCE		75,000,000.00		75,000,000.00
41983	COMM	5148X1DB6	LANDES DISC NOTE	Redemption	04/11/2022	LANDES		125,000,000.00		125,000,000.00
41984	COMM	63873KDB0	NATXNY DISC NOTE	Redemption	04/11/2022	Natixis NY Branch		50,000,000.00		50,000,000.00
41209	COMM	14687TAC1	CRVNA 0.49% MAT	Interest	04/11/2022	Carvana Auto			6,125.00	6,125.00
41209	COMM	14687TAC1	CRVNA 0.49% MAT	Redemption	04/11/2022	Carvana Auto		334,203.75		334,203.75
41406	COMM	14687JAD1	CRVNA 0.38% MAT	Interest	04/11/2022	Carvana Auto			2,899.35	2,899.35
41406	COMM	14687JAD1	CRVNA 0.38% MAT	Redemption	04/11/2022	Carvana Auto		926,487.95		926,487.95
Totals for 04/11/2022							521,901,897.71	251,260,691.70	9,024.35	-270,632,181.66
41991	COMM	037833CJ7	APPLE INC, SR GLBL	Purchase	04/12/2022	APPLE INC	12,043,184.63			-12,043,184.63
42003	COMM	SYS42003	BCREPO 0.25% MAT	Purchase	04/12/2022	BARCLAYS CAPITAL	200,000,000.00			-200,000,000.00
41994	COMM	22533UDD2	CACPNY DISC NOTE	Purchase	04/12/2022	CREDIT AGRICOLE	49,999,583.33			-49,999,583.33
41992	COMM	16536JDD6	CHES DISC NOTE	Purchase	04/12/2022	CHESHAM FINANCE	49,999,555.56			-49,999,555.56
41993	COMM	16536JDD6	CHES DISC NOTE	Purchase	04/12/2022	CHESHAM FINANCE	74,999,333.34			-74,999,333.34
41996	COMM	313385XE1	FHDN DISC NOTE	Purchase	04/12/2022	FHLB DISCOUNT	99,958,000.00			-99,958,000.00
41995	COMM	3130ARJT9	FEDERAL HOME	Purchase	04/12/2022	FHLB NOTES	25,000,000.00			-25,000,000.00
41997	COMM	5148X1DD2	LANDES DISC NOTE	Purchase	04/12/2022	LANDES	124,998,888.90			-124,998,888.90
41998	COMM	63873KDD6	NATXNY DISC NOTE	Purchase	04/12/2022	Natixis NY Branch	49,999,583.33			-49,999,583.33
41999	COMM	742718ER6	PROCTER &	Purchase	04/12/2022	PROCTER &	10,727,883.04			-10,727,883.04
42000	COMM	82124MFG8	SHEF DISC NOTE	Purchase	04/12/2022	SHEFFIELD	24,956,909.72			-24,956,909.72
42001	COMM	82124MGS3	SHEF DISC NOTE	Purchase	04/12/2022	SHEFFIELD	49,854,166.67			-49,854,166.67
42002	COMM	912796U80	UNITED STATES	Purchase	04/12/2022	U.S. TREASURY	49,992,805.56			-49,992,805.56
39439	COMM	89236TFX8	TOYOTA MOTOR	Redemption	04/12/2022	TOYOTA MOTOR		25,000,000.00		25,000,000.00
39452	COMM	89236TFX8	TOYOTA MOTOR	Redemption	04/12/2022	TOYOTA MOTOR		15,000,000.00		15,000,000.00
41985	COMM	16536JDC8	CHES DISC NOTE	Redemption	04/12/2022	CHESHAM FINANCE		75,000,000.00		75,000,000.00
41986	COMM	22533UDC4	CACPNY DISC NOTE	Redemption	04/12/2022	CREDIT AGRICOLE		50,000,000.00		50,000,000.00
41987	COMM	5148X1DC4	LANDES DISC NOTE	Redemption	04/12/2022	LANDES		125,000,000.00		125,000,000.00
41988	COMM	63873KDC8	NATXNY DISC NOTE	Redemption	04/12/2022	Natixis NY Branch		50,000,000.00		50,000,000.00
41989	COMM	SYS41989	BCREPO 0.25% MAT	Redemption	04/12/2022	BARCLAYS CAPITAL		10,000,000.00		10,000,000.00
42004	COMM	16536JDC8	CHES DISC NOTE	Redemption	04/12/2022	CHESHAM FINANCE		50,000,000.00		50,000,000.00
39439	COMM	89236TFX8	TOYOTA MOTOR	Interest	04/12/2022	TOYOTA MOTOR			331,250.00	331,250.00
39452	COMM	89236TFX8	TOYOTA MOTOR	Interest	04/12/2022	TOYOTA MOTOR			198,750.00	198,750.00
41989	COMM	SYS41989	BCREPO 0.25% MAT	Interest	04/12/2022	BARCLAYS CAPITAL			69.44	69.44
Totals for 04/12/2022							822,529,894.08	400,000,000.00	530,069.44	-421,999,824.64
42005	COMM	023135CF1	AMAZON COM INC,	Purchase	04/13/2022	Amazon	39,917,600.00			-39,917,600.00
42012	COMM	SYS42012	BCREPO 0.25% MAT	Purchase	04/13/2022	BARCLAYS CAPITAL	200,000,000.00			-200,000,000.00
42008	COMM	22533UDE0	CACPNY DISC NOTE	Purchase	04/13/2022	CREDIT AGRICOLE	49,999,583.33			-49,999,583.33
42006	COMM	16536JDE4	CHES DISC NOTE	Purchase	04/13/2022	CHESHAM FINANCE	49,999,555.56			-49,999,555.56

Portfolio SCL2

AP

SANTA CLARA COUNTY INVESTMENTS
Transaction Activity Report
 Sorted by Transaction Date - Transaction Date

Investment #	Fund	CUSIP	Inv Descrip	TransactionType	TransactionDate	Issuer	New Principal	Principal Paydowns	Interest	Total Cash
42007	COMM	16536JDE4	CHES DISC NOTE	Purchase	04/13/2022	CHESHAM FINANCE	74,999,333.34			-74,999,333.34
42009	COMM	362585AC5	GMCAR 3.1% MAT	Purchase	04/13/2022	GM FINANCIAL	11,497,596.50			-11,497,596.50
42010	COMM	5148X1DE0	LANDES DISC NOTE	Purchase	04/13/2022	LANDES	124,998,888.90			-124,998,888.90
42011	COMM	63873KDE4	NATXNY DISC NOTE	Purchase	04/13/2022	Natixis NY Branch	49,999,583.33			-49,999,583.33
42020	COMM	98163NAC0	WOLS 3.21% MAT	Purchase	04/13/2022	WORLD OMNI	2,999,584.50			-2,999,584.50
41992	COMM	16536JDD6	CHES DISC NOTE	Redemption	04/13/2022	CHESHAM FINANCE		50,000,000.00		50,000,000.00
41993	COMM	16536JDD6	CHES DISC NOTE	Redemption	04/13/2022	CHESHAM FINANCE		75,000,000.00		75,000,000.00
41994	COMM	22533UDD2	CACPNY DISC NOTE	Redemption	04/13/2022	CREDIT AGRICOLE		50,000,000.00		50,000,000.00
41997	COMM	5148X1DD2	LANDES DISC NOTE	Redemption	04/13/2022	LANDES		125,000,000.00		125,000,000.00
41998	COMM	63873KDD6	NATXNY DISC NOTE	Redemption	04/13/2022	Natixis NY Branch		50,000,000.00		50,000,000.00
42003	COMM	SYS42003	BCREPO 0.25% MAT	Redemption	04/13/2022	BARCLAYS CAPITAL		200,000,000.00		200,000,000.00
41058	COMM	3133EMVP4	FEDERAL FARM CR	Interest	04/13/2022	FFCB NOTES			21,875.00	21,875.00
42003	COMM	SYS42003	BCREPO 0.25% MAT	Interest	04/13/2022	BARCLAYS CAPITAL			1,388.89	1,388.89
Totals for 04/13/2022							604,411,725.46	550,000,000.00	23,263.89	-54,388,461.57
42019	COMM	SYS42019	BCREPO 0.25% MAT	Purchase	04/14/2022	BARCLAYS CAPITAL	202,000,000.00			-202,000,000.00
42015	COMM	22533UDJ9	CACPNY DISC NOTE	Purchase	04/14/2022	CREDIT AGRICOLE	49,998,333.33			-49,998,333.33
42013	COMM	16536JDJ3	CHES DISC NOTE	Purchase	04/14/2022	CHESHAM FINANCE	49,998,222.22			-49,998,222.22
42014	COMM	16536JDJ3	CHES DISC NOTE	Purchase	04/14/2022	CHESHAM FINANCE	74,997,333.33			-74,997,333.33
42016	COMM	5148X1DJ9	LANDES DISC NOTE	Purchase	04/14/2022	LANDES	124,995,555.55			-124,995,555.55
42017	COMM	63873KDJ3	NATXNY DISC NOTE	Purchase	04/14/2022	Natixis NY Branch	49,998,333.33			-49,998,333.33
42018	COMM	67983UGN7	OLDLLC DISC NOTE	Purchase	04/14/2022	OLD LINE FUNDING	49,861,125.00			-49,861,125.00
42006	COMM	16536JDE4	CHES DISC NOTE	Redemption	04/14/2022	CHESHAM FINANCE		50,000,000.00		50,000,000.00
42007	COMM	16536JDE4	CHES DISC NOTE	Redemption	04/14/2022	CHESHAM FINANCE		75,000,000.00		75,000,000.00
42008	COMM	22533UDE0	CACPNY DISC NOTE	Redemption	04/14/2022	CREDIT AGRICOLE		50,000,000.00		50,000,000.00
42010	COMM	5148X1DE0	LANDES DISC NOTE	Redemption	04/14/2022	LANDES		125,000,000.00		125,000,000.00
42011	COMM	63873KDE4	NATXNY DISC NOTE	Redemption	04/14/2022	Natixis NY Branch		50,000,000.00		50,000,000.00
42012	COMM	SYS42012	BCREPO 0.25% MAT	Redemption	04/14/2022	BARCLAYS CAPITAL		200,000,000.00		200,000,000.00
41063	COMM	3133EMVS8	FEDERAL FARM CR	Interest	04/14/2022	FFCB NOTES			138,000.00	138,000.00
42012	COMM	SYS42012	BCREPO 0.25% MAT	Interest	04/14/2022	BARCLAYS CAPITAL			1,388.89	1,388.89
Totals for 04/14/2022							601,848,902.76	550,000,000.00	139,388.89	-51,709,513.87
8506	COMM	SYS8506	LAIF 1.65%	Purchase	04/15/2022	LOCAL AGENCY	34,052.49			-34,052.49
38958	COMM	89231PAD0	TAOT 3.18% MAT	Redemption	04/15/2022	TOYOTA AUTO REC		0.01		0.01
40392	COMM	58770FAC6	MBALT 1.84% MAT	Redemption	04/15/2022	MERCEDES-BENZ		0.05		0.05
40410	COMM	58770FAC6	MBALT 1.84% MAT	Redemption	04/15/2022	MERCEDES-BENZ		0.01		0.01
40608	COMM	58769EAB4	MBALT 0.31% MAT	Redemption	04/15/2022	MERCEDES-BENZ		0.01		0.01
38958	COMM	89231PAD0	TAOT 3.18% MAT	Interest	04/15/2022	TOYOTA AUTO REC			524.68	524.68
38958	COMM	89231PAD0	TAOT 3.18% MAT	Redemption	04/15/2022	TOYOTA AUTO REC		197,992.94		197,992.94
38958	COMM	89231PAD0	TAOT 3.18% MAT	Interest	04/15/2022	TOYOTA AUTO REC				0.00
38958	COMM	89231PAD0	TAOT 3.18% MAT	Redemption	04/15/2022	TOYOTA AUTO REC				0.00

SANTA CLARA COUNTY INVESTMENTS
Transaction Activity Report
Sorted by Transaction Date - Transaction Date

Investment #	Fund	CUSIP	Inv Descrip	TransactionType	TransactionDate	Issuer	New Principal	Principal Paydowns	Interest	Total Cash
39578	COMM	65479HAC1	NAROT 2.5% MAT	Interest	04/15/2022	Nissan Auto Receivab			11,238.36	11,238.36
39578	COMM	65479HAC1	NAROT 2.5% MAT	Redemption	04/15/2022	Nissan Auto Receivab		884,844.92		884,844.92
39586	COMM	14042WAC4	COPAR 2.51% MAT	Interest	04/15/2022	Capital One Prime Au			3,746.32	3,746.32
39586	COMM	14042WAC4	COPAR 2.51% MAT	Redemption	04/15/2022	Capital One Prime Au		391,360.24		391,360.24
39706	COMM	477870AC3	JDOT 2.21% MAT	Interest	04/15/2022	JOHN DEERE			4,158.15	4,158.15
39706	COMM	477870AC3	JDOT 2.21% MAT	Redemption	04/15/2022	JOHN DEERE		443,976.51		443,976.51
39777	COMM	43815NAC8	HAROT 1.78% MAT	Interest	04/15/2022	HONDA AUTO			3,831.60	3,831.60
39777	COMM	43815NAC8	HAROT 1.78% MAT	Redemption	04/15/2022	HONDA AUTO		410,959.04		410,959.04
39811	COMM	14041NFU0	COMET 1.72% MAT	Interest	04/15/2022	Capital One Multi Ex			50,166.66	50,166.66
39811	COMM	14041NFU0	COMET 1.72% MAT	Redemption	04/15/2022	Capital One Multi Ex		1,356,431.98		1,356,431.98
39883	COMM	58769TAD7	MBART 1.93% MAT	Interest	04/15/2022	MERCEDES -BENZ			15,019.75	15,019.75
39883	COMM	58769TAD7	MBART 1.93% MAT	Redemption	04/15/2022	MERCEDES -BENZ		1,382,204.79		1,382,204.79
40017	COMM	44891JAC2	HART 1.94% MAT	Interest	04/15/2022	HYUNDAI AUTO			6,894.02	6,894.02
40017	COMM	44891JAC2	HART 1.94% MAT	Redemption	04/15/2022	HYUNDAI AUTO		660,184.92		660,184.92
40038	COMM	89233MAD5	TAOT 1.92% MAT	Interest	04/15/2022	TOYOTA AUTO REC			15,594.11	15,594.11
40038	COMM	89233MAD5	TAOT 1.92% MAT	Redemption	04/15/2022	TOYOTA AUTO REC		1,180,741.69		1,180,741.69
40134	COMM	02007TAC9	ALLY 1.84% MAT	Interest	04/15/2022	ALLY Auto			7,735.26	7,735.26
40134	COMM	02007TAC9	ALLY 1.84% MAT	Redemption	04/15/2022	ALLY Auto		642,967.07		642,967.07
40294	COMM	41284UAD6	HDMOT 1.87% MAT	Interest	04/15/2022	Harley-Davidson Moto			7,226.12	7,226.12
40294	COMM	41284UAD6	HDMOT 1.87% MAT	Redemption	04/15/2022	Harley-Davidson Moto		578,902.34		578,902.34
40336	COMM	161571HP2	CHAIT 1.53% MAT	Interest	04/15/2022	CHASE ISSUANCE			34,425.00	34,425.00
40336	COMM	161571HP2	CHAIT 1.53% MAT	Redemption	04/15/2022	CHASE ISSUANCE		893,763.16		893,763.16
40340	COMM	14043MAC5	COPAR 1.6% MAT	Interest	04/15/2022	Capital One Prime Au			22,292.93	22,292.93
40340	COMM	14043MAC5	COPAR 1.6% MAT	Redemption	04/15/2022	Capital One Prime Au		1,463,981.85		1,463,981.85
40392	COMM	58770FAC6	MBALT 1.84% MAT	Interest	04/15/2022	MERCEDES-BENZ			5,623.14	5,623.14
40392	COMM	58770FAC6	MBALT 1.84% MAT	Redemption	04/15/2022	MERCEDES-BENZ		3,667,263.09		3,667,263.09
40392	COMM	58770FAC6	MBALT 1.84% MAT	Interest	04/15/2022	MERCEDES-BENZ				0.00
40392	COMM	58770FAC6	MBALT 1.84% MAT	Redemption	04/15/2022	MERCEDES-BENZ				0.00
40410	COMM	58770FAC6	MBALT 1.84% MAT	Interest	04/15/2022	MERCEDES-BENZ			1,124.63	1,124.63
40410	COMM	58770FAC6	MBALT 1.84% MAT	Redemption	04/15/2022	MERCEDES-BENZ		733,452.62		733,452.62
40410	COMM	58770FAC6	MBALT 1.84% MAT	Interest	04/15/2022	MERCEDES-BENZ				0.00
40410	COMM	58770FAC6	MBALT 1.84% MAT	Redemption	04/15/2022	MERCEDES-BENZ				0.00
40515	COMM	58769VAC4	MBART 0.55% MAT	Interest	04/15/2022	MERCEDES -BENZ			1,836.50	1,836.50
40515	COMM	58769VAC4	MBART 0.55% MAT	Redemption	04/15/2022	MERCEDES -BENZ		338,044.32		338,044.32
40533	COMM	47787NAC3	JDOT 0.51% MAT	Interest	04/15/2022	JOHN DEERE			1,586.79	1,586.79
40533	COMM	47787NAC3	JDOT 0.51% MAT	Redemption	04/15/2022	JOHN DEERE		358,983.23		358,983.23
40608	COMM	58769EAB4	MBALT 0.31% MAT	Interest	04/15/2022	MERCEDES-BENZ			24.84	24.84
40608	COMM	58769EAB4	MBALT 0.31% MAT	Redemption	04/15/2022	MERCEDES-BENZ		96,147.47		96,147.47
40608	COMM	58769EAB4	MBALT 0.31% MAT	Interest	04/15/2022	MERCEDES-BENZ				0.00
40608	COMM	58769EAB4	MBALT 0.31% MAT	Redemption	04/15/2022	MERCEDES-BENZ				0.00

SANTA CLARA COUNTY INVESTMENTS
Transaction Activity Report
Sorted by Transaction Date - Transaction Date

Investment #	Fund	CUSIP	Inv Descrip	TransactionType	TransactionDate	Issuer	New Principal	Principal Paydowns	Interest	Total Cash
40930	COMM	89240BAC2	TOYOTA AUTO	Interest	04/15/2022	TOYOTA AUTO REC			3,358.34	3,358.34
40930	COMM	89240BAC2	TOYOTA AUTO	Redemption	04/15/2022	TOYOTA AUTO REC		441,858.99		441,858.99
40937	COMM	98164EAC9	WOART 0.3% MAT	Interest	04/15/2022	World Omni Auto Rec'			3,500.00	3,500.00
40937	COMM	98164EAC9	WOART 0.3% MAT	Redemption	04/15/2022	World Omni Auto Rec'		334,994.57		334,994.57
40950	COMM	41284NAB6	HDMOT 0.22% MAT	Interest	04/15/2022	Harley-Davidson Moto			185.45	185.45
40950	COMM	41284NAB6	HDMOT 0.22% MAT	Redemption	04/15/2022	Harley-Davidson Moto		407,326.23		407,326.23
40958	COMM	34532NAC9	FM 0.3% MAT	Interest	04/15/2022	FORD MOTOR			5,000.00	5,000.00
40958	COMM	34532NAC9	FM 0.3% MAT	Redemption	04/15/2022	FORD MOTOR		531,454.47		531,454.47
40991	COMM	47788UAC6	JDOT 0.36% MAT	Interest	04/15/2022	JOHN DEERE			2,325.00	2,325.00
40991	COMM	47788UAC6	JDOT 0.36% MAT	Redemption	04/15/2022	JOHN DEERE		199,945.98		199,945.98
41111	COMM	44933LAC7	HART 0.38% MAT	Interest	04/15/2022	HYUNDAI AUTO			3,008.34	3,008.34
41111	COMM	44933LAC7	HART 0.38% MAT	Redemption	04/15/2022	HYUNDAI AUTO		243,457.63		243,457.63
41182	COMM	89190GAC1	TAOT 0.26% MAT	Interest	04/15/2022	TOYOTA AUTO REC			6,500.01	6,500.01
41182	COMM	89190GAC1	TAOT 0.26% MAT	Redemption	04/15/2022	TOYOTA AUTO REC		712,765.58		712,765.58
41187	COMM	44891VAC5	HALST 0.33% MAT	Interest	04/15/2022	Hyundai Auto Lease S			6,187.50	6,187.50
41187	COMM	44891VAC5	HALST 0.33% MAT	Redemption	04/15/2022	Hyundai Auto Lease S		836,968.07		836,968.07
41206	COMM	65480BAC1	NAROT 0.33% MAT	Interest	04/15/2022	Nissan Auto Receivab			11,000.00	11,000.00
41206	COMM	65480BAC1	NAROT 0.33% MAT	Redemption	04/15/2022	Nissan Auto Receivab		990,584.49		990,584.49
41220	COMM	58769KAD6	MBALT 0.4% MAT	Interest	04/15/2022	MERCEDES-BENZ			4,916.66	4,916.66
41220	COMM	58769KAD6	MBALT 0.4% MAT	Redemption	04/15/2022	MERCEDES-BENZ		482,564.15		482,564.15
41240	COMM	47789QAC4	JDOT 0.52% MAT	Interest	04/15/2022	JOHN DEERE			3,466.66	3,466.66
41240	COMM	47789QAC4	JDOT 0.52% MAT	Redemption	04/15/2022	JOHN DEERE		172,086.80		172,086.80
41242	COMM	14041NFW6	COMET 0.55% MAT	Interest	04/15/2022	Capital One Multi Ex			10,770.83	10,770.83
41242	COMM	14041NFW6	COMET 0.55% MAT	Redemption	04/15/2022	Capital One Multi Ex		477,608.79		477,608.79
41387	COMM	44933MAC5	HALST 0.38% MAT	Interest	04/15/2022	Hyundai Auto Lease S			7,995.84	7,995.84
41387	COMM	44933MAC5	HALST 0.38% MAT	Redemption	04/15/2022	Hyundai Auto Lease S		839,274.93		839,274.93
41389	COMM	58772WAC7	MBART 0.46% MAT	Interest	04/15/2022	MERCEDES -BENZ			7,762.49	7,762.49
41389	COMM	58772WAC7	MBART 0.46% MAT	Redemption	04/15/2022	MERCEDES -BENZ		416,528.01		416,528.01
41392	COMM	98163HAB5	WOART 0.29% MAT	Interest	04/15/2022	World Omni Auto Rec'			1,377.68	1,377.68
41392	COMM	98163HAB5	WOART 0.29% MAT	Redemption	04/15/2022	World Omni Auto Rec'		771,323.86		771,323.86
41397	COMM	345329AC0	FM 0.37% MAT	Interest	04/15/2022	FORD MOTOR			6,474.99	6,474.99
41397	COMM	345329AC0	FM 0.37% MAT	Redemption	04/15/2022	FORD MOTOR		698,035.70		698,035.70
41402	COMM	254683CP8	DCENT 0.58% MAT	Interest	04/15/2022	Discover Card Execut			9,666.66	9,666.66
41402	COMM	254683CP8	DCENT 0.58% MAT	Redemption	04/15/2022	Discover Card Execut		388,619.39		388,619.39
41476	COMM	14044CAC6	COPAR 0.77% MAT	Interest	04/15/2022	Capital One Prime Au			8,983.32	8,983.32
41476	COMM	14044CAC6	COPAR 0.77% MAT	Redemption	04/15/2022	Capital One Prime Au		268,692.92		268,692.92
41521	COMM	89238JAC9	TAOT 0.71% MAT	Interest	04/15/2022	TOYOTA AUTO REC			6,804.17	6,804.17
41521	COMM	89238JAC9	TAOT 0.71% MAT	Redemption	04/15/2022	TOYOTA AUTO REC		240,806.36		240,806.36
41529	COMM	02582JJR2	AMXCA 0.9% MAT	Interest	04/15/2022	American Express			24,375.00	24,375.00
41529	COMM	02582JJR2	AMXCA 0.9% MAT	Redemption	04/15/2022	American Express		584,938.03		584,938.03

SANTA CLARA COUNTY INVESTMENTS
Transaction Activity Report
 Sorted by Transaction Date - Transaction Date

Investment #	Fund	CUSIP	Inv Descrip	TransactionType	TransactionDate	Issuer	New Principal	Principal Paydowns	Interest	Total Cash
41612	COMM	14041NFY2	CAPITAL ONE MULTI	Interest	04/15/2022	Capital One Multi Ex			31,200.01	31,200.01
41612	COMM	14041NFY2	CAPITAL ONE MULTI	Redemption	04/15/2022	Capital One Multi Ex		645,914.32		645,914.32
41718	COMM	89190GAB3	TAOT 0.14% MAT	Interest	04/15/2022	TOYOTA AUTO REC			287.24	287.24
41718	COMM	89190GAB3	TAOT 0.14% MAT	Redemption	04/15/2022	TOYOTA AUTO REC		325,442.11		325,442.11
41766	COMM	44891WAC3	HALST 1.16% MAT	Interest	04/15/2022	Hyundai Auto Lease S			12,808.34	12,808.34
41766	COMM	44891WAC3	HALST 1.16% MAT	Redemption	04/15/2022	Hyundai Auto Lease S		389,967.48		389,967.48
41776	COMM	345286AC2	FORDO 1.29% MAT	Interest	04/15/2022	FORD CREDIT AUTO			12,900.00	12,900.00
41776	COMM	345286AC2	FORDO 1.29% MAT	Redemption	04/15/2022	FORD CREDIT AUTO		234,903.29		234,903.29
41797	COMM	89239KAC5	TAOT 1.23% MAT	Interest	04/15/2022	TOYOTA AUTO REC			13,325.00	13,325.00
41797	COMM	89239KAC5	TAOT 1.23% MAT	Redemption	04/15/2022	TOYOTA AUTO REC		254,778.16		254,778.16
41855	COMM	43815BAC4	HAROT 1.88% MAT	Interest	04/15/2022	HONDA AUTO			36,033.34	36,033.34
41855	COMM	43815BAC4	HAROT 1.88% MAT	Redemption	04/15/2022	HONDA AUTO		450,043.84		450,043.84
41856	COMM	65479QAC1	NAROT 1.86% MAT	Interest	04/15/2022	Nissan Auto Receivab			26,815.00	26,815.00
41856	COMM	65479QAC1	NAROT 1.86% MAT	Redemption	04/15/2022	Nissan Auto Receivab		313,011.18		313,011.18
41910	COMM	47787JAC2	JDOT 2.32% MAT	Interest	04/15/2022	JOHN DEERE			18,688.89	18,688.89
41910	COMM	47787JAC2	JDOT 2.32% MAT	Redemption	04/15/2022	JOHN DEERE		174,099.23		174,099.23
41919	COMM	02589BAA8	AMXCA 2.21% MAT	Interest	04/15/2022	American Express			32,321.25	32,321.25
41919	COMM	02589BAA8	AMXCA 2.21% MAT	Redemption	04/15/2022	American Express		310,858.93		310,858.93
8506	COMM	SYS8506	LAIF 1.65%	Interest	04/15/2022	LOCAL AGENCY			34,052.49	34,052.49
Totals for 04/15/2022							34,052.49	28,821,055.75	545,139.36	29,332,142.62
42026	COMM	SYS42026	BCREPO 0.25% MAT	Purchase	04/18/2022	BARCLAYS CAPITAL	200,000,000.00			-200,000,000.00
42023	COMM	22533UDK6	CACPNY DISC NOTE	Purchase	04/18/2022	CREDIT AGRICOLE	49,999,583.33			-49,999,583.33
42021	COMM	16536JDK0	CHES DISC NOTE	Purchase	04/18/2022	CHESHAM FINANCE	49,999,555.56			-49,999,555.56
42022	COMM	16536JDK0	CHES DISC NOTE	Purchase	04/18/2022	CHESHAM FINANCE	74,999,333.34			-74,999,333.34
42024	COMM	5148X1DK6	LANDES DISC NOTE	Purchase	04/18/2022	LANDES	124,998,888.90			-124,998,888.90
42025	COMM	63873KDK0	NATXNY DISC NOTE	Purchase	04/18/2022	Natixis NY Branch	49,999,583.33			-49,999,583.33
42013	COMM	16536JDJ3	CHES DISC NOTE	Redemption	04/18/2022	CHESHAM FINANCE		50,000,000.00		50,000,000.00
42014	COMM	16536JDJ3	CHES DISC NOTE	Redemption	04/18/2022	CHESHAM FINANCE		75,000,000.00		75,000,000.00
42015	COMM	22533UDJ9	CACPNY DISC NOTE	Redemption	04/18/2022	CREDIT AGRICOLE		50,000,000.00		50,000,000.00
42016	COMM	5148X1DJ9	LANDES DISC NOTE	Redemption	04/18/2022	LANDES		125,000,000.00		125,000,000.00
42017	COMM	63873KDJ3	NATXNY DISC NOTE	Redemption	04/18/2022	Natixis NY Branch		50,000,000.00		50,000,000.00
42019	COMM	SYS42019	BCREPO 0.25% MAT	Redemption	04/18/2022	BARCLAYS CAPITAL	202,000,000.00			202,000,000.00
42019	COMM	SYS42019	BCREPO 0.25% MAT	Interest	04/18/2022	BARCLAYS CAPITAL			5,611.10	5,611.10
39269	COMM	43814WAC9	HAROT 2.83% MAT	Interest	04/18/2022	HONDA AUTO			3,534.16	3,534.16
39269	COMM	43814WAC9	HAROT 2.83% MAT	Redemption	04/18/2022	HONDA AUTO		546,586.36		546,586.36
41321	COMM	43815EAC8	HAROT 0.41% MAT	Interest	04/18/2022	HONDA AUTO			6,150.01	6,150.01
41321	COMM	43815EAC8	HAROT 0.41% MAT	Redemption	04/18/2022	HONDA AUTO		429,719.58		429,719.58
Totals for 04/18/2022							549,996,944.46	552,976,305.94	15,295.27	2,994,656.75
42027	COMM	SYS42027	BCREPO 0.25% MAT	Purchase	04/19/2022	BARCLAYS CAPITAL	200,000,000.00			-200,000,000.00

SANTA CLARA COUNTY INVESTMENTS
Transaction Activity Report
 Sorted by Transaction Date - Transaction Date

Investment #	Fund	CUSIP	Inv Descrip	TransactionType	TransactionDate	Issuer	New Principal	Principal Paydowns	Interest	Total Cash
42030	COMM	22533UDL4	CACPNY DISC NOTE	Purchase	04/19/2022	CREDIT AGRICOLE	49,999,583.33			-49,999,583.33
42028	COMM	16536JDL8	CHES DISC NOTE	Purchase	04/19/2022	CHESHAM FINANCE	49,999,555.56			-49,999,555.56
42029	COMM	16536JDL8	CHES DISC NOTE	Purchase	04/19/2022	CHESHAM FINANCE	74,999,333.34			-74,999,333.34
42031	COMM	5148X1DL4	LANDES DISC NOTE	Purchase	04/19/2022	LANDES	124,998,888.90			-124,998,888.90
42032	COMM	63873KDL8	NATXNY DISC NOTE	Purchase	04/19/2022	Natixis NY Branch	49,999,583.33			-49,999,583.33
42021	COMM	16536JDK0	CHES DISC NOTE	Redemption	04/19/2022	CHESHAM FINANCE		50,000,000.00		50,000,000.00
42022	COMM	16536JDK0	CHES DISC NOTE	Redemption	04/19/2022	CHESHAM FINANCE		75,000,000.00		75,000,000.00
42023	COMM	22533UDK6	CACPNY DISC NOTE	Redemption	04/19/2022	CREDIT AGRICOLE		50,000,000.00		50,000,000.00
42024	COMM	5148X1DK6	LANDES DISC NOTE	Redemption	04/19/2022	LANDES		125,000,000.00		125,000,000.00
42025	COMM	63873KDK0	NATXNY DISC NOTE	Redemption	04/19/2022	Natixis NY Branch		50,000,000.00		50,000,000.00
42026	COMM	SYS42026	BCREPO 0.25% MAT	Redemption	04/19/2022	BARCLAYS CAPITAL		200,000,000.00		200,000,000.00
38317	COMM	45818WBP0	IADB 1.42917% MAT	Interest	04/19/2022	IADB			35,550.00	35,550.00
42026	COMM	SYS42026	BCREPO 0.25% MAT	Interest	04/19/2022	BARCLAYS CAPITAL			1,388.89	1,388.89
Totals for 04/19/2022							549,996,944.46	550,000,000.00	36,938.89	39,994.43
42033	COMM	SYS42033	BCREPO 0.25% MAT	Purchase	04/20/2022	BARCLAYS CAPITAL	200,000,000.02			-200,000,000.02
42035	COMM	22533UDM2	CACPNY DISC NOTE	Purchase	04/20/2022	CREDIT AGRICOLE	99,999,166.66			-99,999,166.66
42034	COMM	16536JDM6	CHES DISC NOTE	Purchase	04/20/2022	CHESHAM FINANCE	74,999,333.34			-74,999,333.34
42038	COMM	3134GW5R3	FEDERAL HOME LN	Purchase	04/20/2022	FHLMC NOTES	34,278,783.61			-34,278,783.61
42039	COMM	3138LCT54	FNMA 3.1% MAT	Purchase	04/20/2022	FNMA Multi-Family	35,254,138.89			-35,254,138.89
42040	COMM	41284YAD8	HDMOT 3.06% MAT	Purchase	04/20/2022	Harley-Davidson Moto	24,995,837.50			-24,995,837.50
42036	COMM	5148X1DM2	LANDES DISC NOTE	Purchase	04/20/2022	LANDES	124,998,888.90			-124,998,888.90
42037	COMM	63873KDM6	NATXNY DISC NOTE	Purchase	04/20/2022	Natixis NY Branch	49,999,583.33			-49,999,583.33
40341	COMM	36259KAD9	GMALT 1.67% MAT	Redemption	04/20/2022	GM Fin'cl Auto Leasi		0.01		0.01
41082	COMM	06417MNV3	BNSHOU 0.23% MAT	Redemption	04/20/2022	BANK OF NOVA		40,000,000.00		40,000,000.00
42027	COMM	SYS42027	BCREPO 0.25% MAT	Redemption	04/20/2022	BARCLAYS CAPITAL		200,000,000.00		200,000,000.00
42028	COMM	16536JDL8	CHES DISC NOTE	Redemption	04/20/2022	CHESHAM FINANCE		50,000,000.00		50,000,000.00
42029	COMM	16536JDL8	CHES DISC NOTE	Redemption	04/20/2022	CHESHAM FINANCE		75,000,000.00		75,000,000.00
42030	COMM	22533UDL4	CACPNY DISC NOTE	Redemption	04/20/2022	CREDIT AGRICOLE		50,000,000.00		50,000,000.00
42031	COMM	5148X1DL4	LANDES DISC NOTE	Redemption	04/20/2022	LANDES		125,000,000.00		125,000,000.00
42032	COMM	63873KDL8	NATXNY DISC NOTE	Redemption	04/20/2022	Natixis NY Branch		50,000,000.00		50,000,000.00
41082	COMM	06417MNV3	BNSHOU 0.23% MAT	Interest	04/20/2022	BANK OF NOVA			93,277.78	93,277.78
42027	COMM	SYS42027	BCREPO 0.25% MAT	Interest	04/20/2022	BARCLAYS CAPITAL			1,388.88	1,388.88
39612	COMM	92349GAA9	VERIZON OWNER	Interest	04/20/2022	VERIZON OWNER			18,749.43	18,749.43
39612	COMM	92349GAA9	VERIZON OWNER	Redemption	04/20/2022	VERIZON OWNER		1,993,701.85		1,993,701.85
39920	COMM	92348AAA3	VZOT 1.94% MAT	Interest	04/20/2022	VERIZON OWNER			20,961.77	20,961.77
39920	COMM	92348AAA3	VZOT 1.94% MAT	Redemption	04/20/2022	VERIZON OWNER		1,794,190.94		1,794,190.94
40341	COMM	36259KAD9	GMALT 1.67% MAT	Interest	04/20/2022	GM Fin'cl Auto Leasi			580.46	580.46
40341	COMM	36259KAD9	GMALT 1.67% MAT	Redemption	04/20/2022	GM Fin'cl Auto Leasi		417,090.35		417,090.35
40341	COMM	36259KAD9	GMALT 1.67% MAT	Interest	04/20/2022	GM Fin'cl Auto Leasi				0.00
40341	COMM	36259KAD9	GMALT 1.67% MAT	Redemption	04/20/2022	GM Fin'cl Auto Leasi				0.00

SANTA CLARA COUNTY INVESTMENTS
Transaction Activity Report
 Sorted by Transaction Date - Transaction Date

Investment #	Fund	CUSIP	Inv Descrip	TransactionType	TransactionDate	Issuer	New Principal	Principal Paydowns	Interest	Total Cash
40512	COMM	36259PAD8	GMALT 0.8% MAT	Interest	04/20/2022	GM Fin'cl Auto Leasi			691.60	691.60
40512	COMM	36259PAD8	GMALT 0.8% MAT	Redemption	04/20/2022	GM Fin'cl Auto Leasi		231,134.78		231,134.78
40549	COMM	92290BAA9	VERIZON OWNER	Interest	04/20/2022	VERIZON OWNER			11,456.26	11,456.26
40549	COMM	92290BAA9	VERIZON OWNER	Redemption	04/20/2022	VERIZON OWNER		926,483.57		926,483.57
40623	COMM	362569AC9	GMALT 0.45% MAT	Interest	04/20/2022	GM Fin'cl Auto Leasi			2,641.34	2,641.34
40623	COMM	362569AC9	GMALT 0.45% MAT	Redemption	04/20/2022	GM Fin'cl Auto Leasi		1,153,405.97		1,153,405.97
40712	COMM	92348CAA9	VZOT 0.41% MAT	Interest	04/20/2022	VERIZON OWNER			7,004.17	7,004.17
40712	COMM	92348CAA9	VZOT 0.41% MAT	Redemption	04/20/2022	VERIZON OWNER		593,440.57		593,440.57
40801	COMM	92868VAC3	VWALT 0.39% MAT	Interest	04/20/2022	Volkswagen Auto			2,437.50	2,437.50
40801	COMM	92868VAC3	VWALT 0.39% MAT	Redemption	04/20/2022	Volkswagen Auto		345,510.81		345,510.81
40964	COMM	36261RAC2	GMALT 0.26% MAT	Interest	04/20/2022	GM Fin'cl Auto Leasi			1,787.51	1,787.51
40964	COMM	36261RAC2	GMALT 0.26% MAT	Redemption	04/20/2022	GM Fin'cl Auto Leasi		376,458.63		376,458.63
41089	COMM	89238EAC0	TLOT 0.39% MAT	Interest	04/20/2022	Toyota Lease Owner			4,225.00	4,225.00
41089	COMM	89238EAC0	TLOT 0.39% MAT	Redemption	04/20/2022	Toyota Lease Owner		523,194.05		523,194.05
41207	COMM	80286DAC2	SRT 0.51% MAT	Interest	04/20/2022	Santander Retail Aut			6,566.25	6,566.25
41207	COMM	80286DAC2	SRT 0.51% MAT	Redemption	04/20/2022	Santander Retail Aut		554,623.63		554,623.63
41391	COMM	80286CAC4	SRT 0.5% MAT	Interest	04/20/2022	Santander Retail Aut			3,125.00	3,125.00
41391	COMM	80286CAC4	SRT 0.5% MAT	Redemption	04/20/2022	Santander Retail Aut		215,371.69		215,371.69
41780	COMM	92348KAL7	VZMT 1.04% MAT	Interest	04/20/2022	VERIZON MASTER			18,200.01	18,200.01
41780	COMM	92348KAL7	VZMT 1.04% MAT	Redemption	04/20/2022	VERIZON MASTER		363,544.67		363,544.67
41867	COMM	89238LAC4	TLOT 1.96% MAT	Interest	04/20/2022	Toyota Lease Owner			31,033.33	31,033.33
41867	COMM	89238LAC4	TLOT 1.96% MAT	Redemption	04/20/2022	Toyota Lease Owner		534,016.00		534,016.00
Totals for 04/20/2022							644,525,732.25	600,022,167.52	224,126.29	-44,279,438.44
42041	COMM	SYS42038	BCREPO 0.25% MAT	Purchase	04/21/2022	BARCLAYS CAPITAL	200,000,000.00			-200,000,000.00
42043	COMM	22533UDN0	CACPNY DISC NOTE	Purchase	04/21/2022	CREDIT AGRICOLE	99,999,166.66			-99,999,166.66
42042	COMM	16536JDN4	CHES DISC NOTE	Purchase	04/21/2022	CHESHAM FINANCE	74,999,333.34			-74,999,333.34
42046	COMM	3137H73W1	FHLMCM 2.75% MAT	Purchase	04/21/2022	FHLMC Multi-Family	22,029,981.11			-22,029,981.11
42044	COMM	5148X1DN0	LANDES DISC NOTE	Purchase	04/21/2022	LANDES	124,998,888.90			-124,998,888.90
42045	COMM	63873KDN4	NATXNY DISC NOTE	Purchase	04/21/2022	Natixis NY Branch	49,999,583.33			-49,999,583.33
42033	COMM	SYS42033	BCREPO 0.25% MAT	Redemption	04/21/2022	BARCLAYS CAPITAL		200,000,000.02		200,000,000.02
42034	COMM	16536JDM6	CHES DISC NOTE	Redemption	04/21/2022	CHESHAM FINANCE		75,000,000.00		75,000,000.00
42035	COMM	22533UDM2	CACPNY DISC NOTE	Redemption	04/21/2022	CREDIT AGRICOLE		100,000,000.00		100,000,000.00
42036	COMM	5148X1DM2	LANDES DISC NOTE	Redemption	04/21/2022	LANDES		125,000,000.00		125,000,000.00
42037	COMM	63873KDM6	NATXNY DISC NOTE	Redemption	04/21/2022	Natixis NY Branch		50,000,000.00		50,000,000.00
40657	COMM	3134GWZRO	FEDERAL HOME LN	Interest	04/21/2022	FHLMC NOTES			17,540.00	17,540.00
40862	COMM	3133EMLK6	FFCB FLOAT MAT	Interest	04/21/2022	FFCB NOTES			15,033.33	15,033.33
41081	COMM	64952WDT7	NEW YORK LIFE	Interest	04/21/2022	NEW YORK LIFE			37,222.00	37,222.00
42033	COMM	SYS42033	BCREPO 0.25% MAT	Interest	04/21/2022	BARCLAYS CAPITAL			1,388.91	1,388.91
39582	COMM	43815MAC0	HAROT 2.52% MAT	Interest	04/21/2022	HONDA AUTO			7,877.36	7,877.36
39582	COMM	43815MAC0	HAROT 2.52% MAT	Redemption	04/21/2022	HONDA AUTO		768,605.65		768,605.65

SANTA CLARA COUNTY INVESTMENTS
Transaction Activity Report
Sorted by Transaction Date - Transaction Date

Investment #	Fund	CUSIP	Inv Descrip	TransactionType	TransactionDate	Issuer	New Principal	Principal Paydowns	Interest	Total Cash
40346	COMM	43813RAC1	HAROT 1.61% MAT	Interest	04/21/2022	HONDA AUTO			15,145.37	15,145.37
40346	COMM	43813RAC1	HAROT 1.61% MAT	Redemption	04/21/2022	HONDA AUTO		1,046,803.73		1,046,803.73
40965	COMM	43813GAC5	HAROT 0.27% MAT	Interest	04/21/2022	HONDA AUTO			2,643.75	2,643.75
40965	COMM	43813GAC5	HAROT 0.27% MAT	Redemption	04/21/2022	HONDA AUTO		343,304.27		343,304.27
41554	COMM	43815GAC3	HAROT 0.88% MAT	Interest	04/21/2022	HONDA AUTO			10,266.66	10,266.66
41554	COMM	43815GAC3	HAROT 0.88% MAT	Redemption	04/21/2022	HONDA AUTO		310,759.27		310,759.27
41717	COMM	43815MAD8	HAROT 2.54% MAT	Interest	04/21/2022	HONDA AUTO			7,450.67	7,450.67
41717	COMM	43815MAD8	HAROT 2.54% MAT	Redemption	04/21/2022	HONDA AUTO		113,604.22		113,604.22
Totals for 04/21/2022							572,026,953.34	552,583,077.16	114,568.05	-19,329,308.13
42047	COMM	SYS42047	BCREPO 0.25% MAT	Purchase	04/22/2022	BARCLAYS CAPITAL	200,000,000.00			-200,000,000.00
42050	COMM	22533UDR1	CACPNY DISC NOTE	Purchase	04/22/2022	CREDIT AGRICOLE	49,998,750.00			-49,998,750.00
42048	COMM	16536JDR5	CHES DISC NOTE	Purchase	04/22/2022	CHESHAM FINANCE	74,998,000.00			-74,998,000.00
42049	COMM	16536JDR5	CHES DISC NOTE	Purchase	04/22/2022	CHESHAM FINANCE	49,998,666.67			-49,998,666.67
42051	COMM	5148X1DR1	LANDES DISC NOTE	Purchase	04/22/2022	LANDES	124,996,666.67			-124,996,666.67
42052	COMM	63873KDR5	NATXNY DISC NOTE	Purchase	04/22/2022	Natixis NY Branch	49,998,750.00			-49,998,750.00
42053	COMM	912828Y95	UNITED STATES	Purchase	04/22/2022	U.S. TREASURY	43,276,294.89			-43,276,294.89
39569	COMM	90331HPC1	USB 2.65% MAT	Redemption	04/22/2022	U S BANK		14,984,100.00		14,984,100.00
39569	COMM	90331HPC1	USB 2.65% MAT	Cap G/L	04/22/2022	U S BANK		15,900.00		15,900.00
42041	COMM	SYS42038	BCREPO 0.25% MAT	Redemption	04/22/2022	BARCLAYS CAPITAL		200,000,000.00		200,000,000.00
42042	COMM	16536JDN4	CHES DISC NOTE	Redemption	04/22/2022	CHESHAM FINANCE		75,000,000.00		75,000,000.00
42043	COMM	22533UDN0	CACPNY DISC NOTE	Redemption	04/22/2022	CREDIT AGRICOLE		100,000,000.00		100,000,000.00
42044	COMM	5148X1DN0	LANDES DISC NOTE	Redemption	04/22/2022	LANDES		125,000,000.00		125,000,000.00
42045	COMM	63873KDN4	NATXNY DISC NOTE	Redemption	04/22/2022	Natixis NY Branch		50,000,000.00		50,000,000.00
39569	COMM	90331HPC1	USB 2.65% MAT	Interest	04/22/2022	U S BANK			164,520.84	164,520.84
40489	COMM	3135G03U5	FNMA 0.625% MAT	Interest	04/22/2022	FNMA NOTES			21,875.00	21,875.00
42041	COMM	SYS42038	BCREPO 0.25% MAT	Interest	04/22/2022	BARCLAYS CAPITAL			1,388.89	1,388.89
Totals for 04/22/2022							593,267,128.23	565,000,000.00	187,784.73	-28,079,343.50
42054	COMM	SYS42054	BCREPO 0.25% MAT	Purchase	04/25/2022	BARCLAYS CAPITAL	200,000,000.00			-200,000,000.00
42057	COMM	22533UDS9	CACPNY DISC NOTE	Purchase	04/25/2022	CREDIT AGRICOLE	49,999,583.33			-49,999,583.33
42055	COMM	16536JDS3	CHES DISC NOTE	Purchase	04/25/2022	CHESHAM FINANCE	49,999,555.56			-49,999,555.56
42056	COMM	16536JDS3	CHES DISC NOTE	Purchase	04/25/2022	CHESHAM FINANCE	74,999,333.34			-74,999,333.34
42058	COMM	5148X1DS9	LANDES DISC NOTE	Purchase	04/25/2022	LANDES	124,998,888.90			-124,998,888.90
42059	COMM	63873KDS3	NATXNY DISC NOTE	Purchase	04/25/2022	Natixis NY Branch	49,999,583.33			-49,999,583.33
41270	COMM	60710RZA6	MIZUHO BK LTD	Redemption	04/25/2022	MIZUHO BANK		50,000,000.00		50,000,000.00
42047	COMM	SYS42047	BCREPO 0.25% MAT	Redemption	04/25/2022	BARCLAYS CAPITAL		200,000,000.00		200,000,000.00
42048	COMM	16536JDR5	CHES DISC NOTE	Redemption	04/25/2022	CHESHAM FINANCE		75,000,000.00		75,000,000.00
42049	COMM	16536JDR5	CHES DISC NOTE	Redemption	04/25/2022	CHESHAM FINANCE		50,000,000.00		50,000,000.00
42050	COMM	22533UDR1	CACPNY DISC NOTE	Redemption	04/25/2022	CREDIT AGRICOLE		50,000,000.00		50,000,000.00
42051	COMM	5148X1DR1	LANDES DISC NOTE	Redemption	04/25/2022	LANDES		125,000,000.00		125,000,000.00

SANTA CLARA COUNTY INVESTMENTS
Transaction Activity Report
 Sorted by Transaction Date - Transaction Date

Investment #	Fund	CUSIP	Inv Descrip	TransactionType	TransactionDate	Issuer	New Principal	Principal Paydowns	Interest	Total Cash
42052	COMM	63873KDR5	NATXNY DISC NOTE	Redemption	04/25/2022	Natixis NY Branch		50,000,000.00		50,000,000.00
40559	COMM	3133EL4V3	FFCB 0.165% MAT	Interest	04/25/2022	FFCB NOTES			44,104.17	44,104.17
40671	COMM	31422B2B5	FAMCA FRN MAT	Interest	04/25/2022	FARMER MAC			23,216.67	23,216.67
41103	COMM	637639AB1	NSCC (DTC) 1.5%	Interest	04/25/2022	National SEC Clearin			37,500.00	37,500.00
41270	COMM	60710RZA6	MIZUHO BK LTD	Interest	04/25/2022	MIZUHO BANK			67,250.00	67,250.00
42047	COMM	SYS42047	BCREPO 0.25% MAT	Interest	04/25/2022	BARCLAYS CAPITAL			4,166.65	4,166.65
38387	COMM	3137AYCE9		Interest	04/25/2022	FHLMC Multi-Family			44,021.26	44,021.26
38387	COMM	3137AYCE9		Redemption	04/25/2022	FHLMC Multi-Family		678,683.60		678,683.60
38391	COMM	3137AYCE9		Interest	04/25/2022	FHLMC Multi-Family			16,507.97	16,507.97
38391	COMM	3137AYCE9		Redemption	04/25/2022	FHLMC Multi-Family		254,506.35		254,506.35
38465	COMM	3137AWQH1	FHLMCM 2.307%	Interest	04/25/2022	FHLMC Multi-Family			10,727.55	10,727.55
38465	COMM	3137AWQH1	FHLMCM 2.307%	Redemption	04/25/2022	FHLMC Multi-Family		427,825.80		427,825.80
38643	COMM	3137B36J2	FHLMCM 3.32% MAT	Interest	04/25/2022	FHLMC Multi-Family			53,354.96	53,354.96
38643	COMM	3137B36J2	FHLMCM 3.32% MAT	Redemption	04/25/2022	FHLMC Multi-Family		48,424.40		48,424.40
38666	COMM	3137AYCE9		Interest	04/25/2022	FHLMC Multi-Family			25,851.49	25,851.49
38666	COMM	3137AYCE9		Redemption	04/25/2022	FHLMC Multi-Family		398,556.94		398,556.94
38744	COMM	3137AYCE9		Interest	04/25/2022	FHLMC Multi-Family			44,021.26	44,021.26
38744	COMM	3137AYCE9		Redemption	04/25/2022	FHLMC Multi-Family		678,683.60		678,683.60
38854	COMM	3137B4WB8	FHLMCM 3.06% MAT	Interest	04/25/2022	FHLMC Multi-Family			12,176.25	12,176.25
38854	COMM	3137B4WB8	FHLMCM 3.06% MAT	Redemption	04/25/2022	FHLMC Multi-Family		297,919.14		297,919.14
38864	COMM	3137B5JM6	FHLMCM 3.531%	Interest	04/25/2022	FHLMC Multi-Family			29,425.00	29,425.00
38864	COMM	3137B5JM6	FHLMCM 3.531%	Redemption	04/25/2022	FHLMC Multi-Family		631,454.41		631,454.41
38945	COMM	3137B3NA2	FHLMC REMIC	Interest	04/25/2022	FHLMC Multi-Family			28,385.65	28,385.65
38945	COMM	3137B3NA2	FHLMC REMIC	Redemption	04/25/2022	FHLMC Multi-Family		27,236.71		27,236.71
39026	COMM	3137B5KW2	FHLMCM 3.458%	Interest	04/25/2022	FHLMC Multi-Family			28,816.67	28,816.67
39026	COMM	3137B5KW2	FHLMCM 3.458%	Redemption	04/25/2022	FHLMC Multi-Family		596,159.56		596,159.56
39295	COMM	3137B04Y7	FHLMCM 2.615%	Interest	04/25/2022	FHLMC Multi-Family			58,837.51	58,837.51
39295	COMM	3137B04Y7	FHLMCM 2.615%	Redemption	04/25/2022	FHLMC Multi-Family		2,531,143.83		2,531,143.83
39319	COMM	3138LGKH8	FNMA 2.47% MAT	Interest	04/25/2022	FNMA Multi-Family			53,173.61	53,173.61
39319	COMM	3138LGKH8	FNMA 2.47% MAT	Redemption	04/25/2022	FNMA Multi-Family		1,215,559.27		1,215,559.27
39457	COMM	3138EKX67	FNMA 2.537% MAT	Interest	04/25/2022	FNMA Multi-Family			27,054.72	27,054.72
39457	COMM	3138EKX67	FNMA 2.537% MAT	Redemption	04/25/2022	FNMA Multi-Family		2,030,536.31		2,030,536.31
39587	COMM	3138LEYD7	FNMA 1.97% MAT	Interest	04/25/2022	FNMA Multi-Family			30,286.88	30,286.88
39587	COMM	3138LEYD7	FNMA 1.97% MAT	Redemption	04/25/2022	FNMA Multi-Family		32,923.68		32,923.68
39609	COMM	3138LGFF8	FNMA 2.15% MAT	Interest	04/25/2022	FNMA Multi-Family			9,256.94	9,256.94
39609	COMM	3138LGFF8	FNMA 2.15% MAT	Redemption	04/25/2022	FNMA Multi-Family		246,453.27		246,453.27
39632	COMM	3138L2BU0	FNMA 2.31% MAT	Interest	04/25/2022	FNMA Multi-Family			12,744.94	12,744.94
39632	COMM	3138L2BU0	FNMA 2.31% MAT	Redemption	04/25/2022	FNMA Multi-Family		14,018.63		14,018.63
39654	COMM	3137BP4J5	FNMA 2.446% MAT	Interest	04/25/2022	FHLMC Multi-Family			29,932.54	29,932.54
39654	COMM	3137BP4J5	FNMA 2.446% MAT	Redemption	04/25/2022	FHLMC Multi-Family		270,706.24		270,706.24

SANTA CLARA COUNTY INVESTMENTS
Transaction Activity Report
Sorted by Transaction Date - Transaction Date

Investment #	Fund	CUSIP	Inv Descrip	TransactionType	TransactionDate	Issuer	New Principal	Principal Paydowns	Interest	Total Cash
39734	COMM	3138LOU90	FNMAM 2.59% MAT	Interest	04/25/2022	FNMA Multi-Family			11,151.39	11,151.39
39734	COMM	3138LOU90	FNMAM 2.59% MAT	Redemption	04/25/2022	FNMA Multi-Family		864,914.94		864,914.94
39844	COMM	3138LORM5	FNMAM 2.135% MAT	Interest	04/25/2022	FNMA Multi-Family			15,138.56	15,138.56
39844	COMM	3138LORM5	FNMAM 2.135% MAT	Redemption	04/25/2022	FNMA Multi-Family		22,256.83		22,256.83
39861	COMM	05588CAC6	BMWOT 1.92% MAT	Interest	04/25/2022	BMW VEHICLE			7,579.67	7,579.67
39861	COMM	05588CAC6	BMWOT 1.92% MAT	Redemption	04/25/2022	BMW VEHICLE		765,267.29		765,267.29
40056	COMM	3136A9MN5	FNMAM 2.301% MAT	Interest	04/25/2022	FNMA Multi-Family			7,929.17	7,929.17
40056	COMM	3136A9MN5	FNMAM 2.301% MAT	Redemption	04/25/2022	FNMA Multi-Family		65,260.69		65,260.69
40293	COMM	3138LORC7	FNMAM 2.35% MAT	Interest	04/25/2022	FNMA Multi-Family			12,911.71	12,911.71
40293	COMM	3138LORC7	FNMAM 2.35% MAT	Redemption	04/25/2022	FNMA Multi-Family		14,192.10		14,192.10
40385	COMM	3137BUWM6	FHLMCM 2.932% MAT	Interest	04/25/2022	FHLMC Multi-Family			16,542.20	16,542.20
40385	COMM	3137BUWM6	FHLMCM 2.932% MAT	Redemption	04/25/2022	FHLMC Multi-Family		594,809.23		594,809.23
40390	COMM	3137BHCY1	FHLMCM 2.811% MAT	Interest	04/25/2022	FHLMC Multi-Family			36,608.76	36,608.76
40390	COMM	3137BHCY1	FHLMCM 2.811% MAT	Redemption	04/25/2022	FHLMC Multi-Family		1,687,065.68		1,687,065.68
40511	COMM	3136AXVB8	FNMAM 2.646% MAT	Interest	04/25/2022	FNMA Multi-Family			34,583.25	34,583.25
40511	COMM	3136AXVB8	FNMAM 2.646% MAT	Redemption	04/25/2022	FNMA Multi-Family		12,110.62		12,110.62
40517	COMM	3138LORM5A	FNMAM 2.135% MAT	Interest	04/25/2022	FNMA Multi-Family			1,557.52	1,557.52
40517	COMM	3138LORM5A	FNMAM 2.135% MAT	Redemption	04/25/2022	FNMA Multi-Family		2,289.89		2,289.89
40526	COMM	3137BSP64	FHLMCM 2.34% MAT	Interest	04/25/2022	FHLMC Multi-Family			28,259.18	28,259.18
40526	COMM	3137BSP64	FHLMCM 2.34% MAT	Redemption	04/25/2022	FHLMC Multi-Family		199,082.20		199,082.20
40530	COMM	09661RAD3	BMWOT 0.48% MAT	Interest	04/25/2022	BMW VEHICLE			2,458.74	2,458.74
40530	COMM	09661RAD3	BMWOT 0.48% MAT	Redemption	04/25/2022	BMW VEHICLE		542,055.80		542,055.80
40539	COMM	3137BKGH7	FHLMCM 2.712% MAT	Interest	04/25/2022	FHLMC Multi-Family			8,485.55	8,485.55
40539	COMM	3137BKGH7	FHLMCM 2.712% MAT	Redemption	04/25/2022	FHLMC Multi-Family		114,223.04		114,223.04
40540	COMM	3137FUZN7	FHLMCM 0.526% MAT	Interest	04/25/2022	FHLMC Multi-Family			1,242.98	1,242.98
40540	COMM	3137FUZN7	FHLMCM 0.526% MAT	Redemption	04/25/2022	FHLMC Multi-Family		229,675.84		229,675.84
40541	COMM	3138L7CU8	FNMAM 2.95% MAT	Interest	04/25/2022	FNMA Multi-Family			48,770.59	48,770.59
40541	COMM	3138L7CU8	FNMAM 2.95% MAT	Redemption	04/25/2022	FNMA Multi-Family		38,935.22		38,935.22
40630	COMM	3138LJWY2	FHLMCM 2.8% MAT	Interest	04/25/2022	FHLMC Multi-Family			31,297.51	31,297.51
40630	COMM	3138LJWY2	FHLMCM 2.8% MAT	Redemption	04/25/2022	FHLMC Multi-Family		22,664.83		22,664.83
40638	COMM	3137BYLE8	FHLMCM 2.7% MAT	Interest	04/25/2022	FHLMC Multi-Family			14,962.50	14,962.50
40638	COMM	3137BYLE8	FHLMCM 2.7% MAT	Redemption	04/25/2022	FHLMC Multi-Family		192,932.36		192,932.36
40743	COMM	3136AY6S7	FNMAM FRN MAT	Interest	04/25/2022	FNMA Multi-Family			43,713.34	43,713.34
40743	COMM	3136AY6S7	FNMAM FRN MAT	Redemption	04/25/2022	FNMA Multi-Family		176,723.00		176,723.00
40784	COMM	3137F72W4	FHLMCM 0.39025% MAT	Interest	04/25/2022	FHLMC Multi-Family			3,560.67	3,560.67
40784	COMM	3137F72W4	FHLMCM 0.39025% MAT	Redemption	04/25/2022	FHLMC Multi-Family		429,718.71		429,718.71
40812	COMM	3132XFFH6	FHLMCM 0.77% MAT	Interest	04/25/2022	FHLMC Multi-Family			29,837.50	29,837.50
40812	COMM	3132XFFH6	FHLMCM 0.77% MAT	Redemption	04/25/2022	FHLMC Multi-Family		1,159,934.74		1,159,934.74
40905	COMM	3138LEC33	FNMAM 2.38% MAT	Interest	04/25/2022	FNMA Multi-Family			20,260.23	20,260.23
40905	COMM	3138LEC33	FNMAM 2.38% MAT	Redemption	04/25/2022	FNMA Multi-Family		13,828.60		13,828.60

SANTA CLARA COUNTY INVESTMENTS
Transaction Activity Report
Sorted by Transaction Date - Transaction Date

Investment #	Fund	CUSIP	Inv Descrip	TransactionType	TransactionDate	Issuer	New Principal	Principal Paydowns	Interest	Total Cash
40976	COMM	3137FATE8	FHLMCM 2.982%	Interest	04/25/2022	FHLMC Multi-Family			74,550.00	74,550.00
40976	COMM	3137FATE8	FHLMCM 2.982%	Redemption	04/25/2022	FHLMC Multi-Family		1,203,339.17		1,203,339.17
40983	COMM	3137FF3W5	FHLMCM 0.602%	Interest	04/25/2022	FHLMC Multi-Family			2,082.66	2,082.66
40983	COMM	3137FF3W5	FHLMCM 0.602%	Redemption	04/25/2022	FHLMC Multi-Family		12,411.79		12,411.79
40990	COMM	05591RAC8	BMWLT 0.29% MAT	Interest	04/25/2022	BMW VEHICLE			2,924.17	2,924.17
40990	COMM	05591RAC8	BMWLT 0.29% MAT	Redemption	04/25/2022	BMW VEHICLE		573,918.80		573,918.80
41026	COMM	3137BVYN0	FHLMCM 3.035%	Interest	04/25/2022	FHLMC Multi-Family			24,860.55	24,860.55
41026	COMM	3137BVYN0	FHLMCM 3.035%	Redemption	04/25/2022	FHLMC Multi-Family		12,548.36		12,548.36
41131	COMM	3137BYLE8	FHLMCM 2.7% MAT	Interest	04/25/2022	FHLMC Multi-Family			11,250.00	11,250.00
41131	COMM	3137BYLE8	FHLMCM 2.7% MAT	Redemption	04/25/2022	FHLMC Multi-Family		144,233.45		144,233.45
41133	COMM	3137FYZG4	FHLMCM 0.861%	Interest	04/25/2022	FHLMC Multi-Family			5,016.71	5,016.71
41133	COMM	3137FYZG4	FHLMCM 0.861%	Redemption	04/25/2022	FHLMC Multi-Family		795.83		795.83
41164	COMM	3137FPJ55	FHLMCM 2.606%	Interest	04/25/2022	FHLMC Multi-Family			44,910.07	44,910.07
41164	COMM	3137FPJ55	FHLMCM 2.606%	Redemption	04/25/2022	FHLMC Multi-Family		432,387.29		432,387.29
41192	COMM	3137FBAB2	FHLMCM 3.038%	Interest	04/25/2022	FHLMC Multi-Family			25,316.67	25,316.67
41192	COMM	3137FBAB2	FHLMCM 3.038%	Redemption	04/25/2022	FHLMC Multi-Family		206,035.65		206,035.65
41200	COMM	3140HWXG2	FNMA 2.47% MAT	Interest	04/25/2022	FNMA Multi-Family			10,213.00	10,213.00
41200	COMM	3140HWXG2	FNMA 2.47% MAT	Redemption	04/25/2022	FNMA Multi-Family		7,381.75		7,381.75
41222	COMM	3137H14A1	FHLMCM 0.854%	Interest	04/25/2022	FHLMC Multi-Family			13,770.76	13,770.76
41222	COMM	3137H14A1	FHLMCM 0.854%	Redemption	04/25/2022	FHLMC Multi-Family		297,902.63		297,902.63
41228	COMM	3136AUG21	FNMA 2.49552%	Interest	04/25/2022	FNMA Multi-Family			51,622.27	51,622.27
41228	COMM	3136AUG21	FNMA 2.49552%	Redemption	04/25/2022	FNMA Multi-Family		390,389.75		390,389.75
41319	COMM	3132XFD47	FHLMCM 2.1% MAT	Interest	04/25/2022	FHLMC Multi-Family			27,125.00	27,125.00
41319	COMM	3132XFD47	FHLMCM 2.1% MAT	Redemption	04/25/2022	FHLMC Multi-Family		335,680.70		335,680.70
41368	COMM	09690AAD5	BMWLT 0.43% MAT	Interest	04/25/2022	BMW VEHICLE			9,316.66	9,316.66
41368	COMM	09690AAD5	BMWLT 0.43% MAT	Redemption	04/25/2022	BMW VEHICLE		767,975.36		767,975.36
41491	COMM	3138LNKZ3	FNMA 3.44% MAT	Interest	04/25/2022	FNMA Multi-Family			7,784.85	7,784.85
41491	COMM	3138LNKZ3	FNMA 3.44% MAT	Redemption	04/25/2022	FNMA Multi-Family		3,366.95		3,366.95
41524	COMM	3133LJAN1	FHLM 1.5% MAT	Interest	04/25/2022	FHLMC Single Family			18,853.93	18,853.93
41524	COMM	3133LJAN1	FHLM 1.5% MAT	Redemption	04/25/2022	FHLMC Single Family		156,294.75		156,294.75
41525	COMM	3140QMQJ6	FNMA 1.5% MAT	Interest	04/25/2022	FNMA Single Family			18,015.26	18,015.26
41525	COMM	3140QMQJ6	FNMA 1.5% MAT	Redemption	04/25/2022	FNMA Single Family		190,135.35		190,135.35
41526	COMM	3140XDHF6	FNMA 1.5% MAT	Interest	04/25/2022	FNMA Single Family			30,888.18	30,888.18
41526	COMM	3140XDHF6	FNMA 1.5% MAT	Redemption	04/25/2022	FNMA Single Family		311,606.82		311,606.82
41675	COMM	3133LPUA3	FHLMC 1.5% MAT	Interest	04/25/2022	FHLMC Single Family			26,649.06	26,649.06
41675	COMM	3133LPUA3	FHLMC 1.5% MAT	Redemption	04/25/2022	FHLMC Single Family		226,691.30		226,691.30
41676	COMM	31418EAD2	FNMA 1.5% MAT	Interest	04/25/2022	FNMA Single Family			23,939.99	23,939.99
41676	COMM	31418EAD2	FNMA 1.5% MAT	Redemption	04/25/2022	FNMA Single Family		253,996.40		253,996.40
41765	COMM	05601XAC3	BMW VEHICLE	Interest	04/25/2022	BMW VEHICLE			14,895.84	14,895.84
41765	COMM	05601XAC3	BMW VEHICLE	Redemption	04/25/2022	BMW VEHICLE		452,045.90		452,045.90

SANTA CLARA COUNTY INVESTMENTS
Transaction Activity Report
Sorted by Transaction Date - Transaction Date

Investment #	Fund	CUSIP	Inv Descrip	TransactionType	TransactionDate	Issuer	New Principal	Principal Paydowns	Interest	Total Cash
41791	COMM	3137FQ3Y7	FHLMCM 2.19% MAT	Interest	04/25/2022	FHLMC Multi-Family			35,915.87	35,915.87
41791	COMM	3137FQ3Y7	FHLMCM 2.19% MAT	Redemption	04/25/2022	FHLMC Multi-Family		49,339.23		49,339.23
41854	COMM	3138LDLP6	FNMM 2.75% MAT	Interest	04/25/2022	FNMA Multi-Family			25,632.20	25,632.20
41854	COMM	3138LDLP6	FNMM 2.75% MAT	Redemption	04/25/2022	FNMA Multi-Family		15,562.58		15,562.58
41892	COMM	3137H6LT0	FHLMCM 1.946%	Interest	04/25/2022	FHLMC Multi-Family			51,893.34	51,893.34
41892	COMM	3137H6LT0	FHLMCM 1.946%	Redemption	04/25/2022	FHLMC Multi-Family		40,160.00		40,160.00
41892	COMM	3137H6LT0	FHLMCM 1.946%	Interest	04/25/2022	FHLMC Multi-Family			-12,108.44	-12,108.44
41892	COMM	3137H6LT0	FHLMCM 1.946%	Redemption	04/25/2022	FHLMC Multi-Family				0.00
Totals for 04/25/2022							549,996,944.46	623,612,933.16	1,612,982.31	75,228,971.01
42060	COMM	SYS42060	BCREPO 0.25% MAT	Purchase	04/26/2022	BARCLAYS CAPITAL	200,000,000.00			-200,000,000.00
42063	COMM	22533UDT7	CACPNY DISC NOTE	Purchase	04/26/2022	CREDIT AGRICOLE	49,999,583.33			-49,999,583.33
42061	COMM	16536JDT1	CHES DISC NOTE	Purchase	04/26/2022	CHESHAM FINANCE	74,999,333.34			-74,999,333.34
42062	COMM	16536JDT1	CHES DISC NOTE	Purchase	04/26/2022	CHESHAM FINANCE	49,999,555.56			-49,999,555.56
42066	COMM	34528LAD7	FORDL 3.23% MAT	Purchase	04/26/2022	FORD CREDIT AUTO	29,996,376.00			-29,996,376.00
42064	COMM	5148X1DT7	LANDES DISC NOTE	Purchase	04/26/2022	LANDES	124,998,888.90			-124,998,888.90
42065	COMM	63873KDT1	NATXNY DISC NOTE	Purchase	04/26/2022	Natixis NY Branch	49,999,583.33			-49,999,583.33
42054	COMM	SYS42054	BCREPO 0.25% MAT	Redemption	04/26/2022	BARCLAYS CAPITAL		200,000,000.00		200,000,000.00
42055	COMM	16536JDS3	CHES DISC NOTE	Redemption	04/26/2022	CHESHAM FINANCE		50,000,000.00		50,000,000.00
42056	COMM	16536JDS3	CHES DISC NOTE	Redemption	04/26/2022	CHESHAM FINANCE		75,000,000.00		75,000,000.00
42057	COMM	22533UDS9	CACPNY DISC NOTE	Redemption	04/26/2022	CREDIT AGRICOLE		50,000,000.00		50,000,000.00
42058	COMM	5148X1DS9	LANDES DISC NOTE	Redemption	04/26/2022	LANDES		125,000,000.00		125,000,000.00
42059	COMM	63873KDS3	NATXNY DISC NOTE	Redemption	04/26/2022	Natixis NY Branch		50,000,000.00		50,000,000.00
41104	COMM	64952WEB5	NYL 0.55% MAT	Interest	04/26/2022	NEW YORK LIFE			82,500.00	82,500.00
42054	COMM	SYS42054	BCREPO 0.25% MAT	Interest	04/26/2022	BARCLAYS CAPITAL			1,388.89	1,388.89
41803	COMM	3137BEVH4	FHLMC REMIC	Interest	04/26/2022	FHLMC Multi-Family			34,705.70	34,705.70
41803	COMM	3137BEVH4	FHLMC REMIC	Redemption	04/26/2022	FHLMC Multi-Family		481,352.04		481,352.04
Totals for 04/26/2022							579,993,320.46	550,481,352.04	118,594.59	-29,393,373.83
42074	COMM	SYS42074	BCREPO 0.25% MAT	Purchase	04/27/2022	BARCLAYS CAPITAL	200,000,000.00			-200,000,000.00
42067	COMM	10924JGT1	BHFSTF DISC NOTE	Purchase	04/27/2022	Brighthouse Financia	49,840,750.00			-49,840,750.00
42070	COMM	22533UDU4	CACPNY DISC NOTE	Purchase	04/27/2022	CREDIT AGRICOLE	49,999,583.33			-49,999,583.33
42068	COMM	16536JDU8	CHES DISC NOTE	Purchase	04/27/2022	CHESHAM FINANCE	49,999,555.56			-49,999,555.56
42069	COMM	16536JDU8	CHES DISC NOTE	Purchase	04/27/2022	CHESHAM FINANCE	74,999,333.34			-74,999,333.34
42071	COMM	3134GW5R3	FEDERAL HOME LN	Purchase	04/27/2022	FHLMC NOTES	14,789,760.00			-14,789,760.00
42072	COMM	5148X1DU4	LANDES DISC NOTE	Purchase	04/27/2022	LANDES	124,998,888.90			-124,998,888.90
42073	COMM	63873KDU8	NATXNY DISC NOTE	Purchase	04/27/2022	Natixis NY Branch	49,999,583.33			-49,999,583.33
42060	COMM	SYS42060	BCREPO 0.25% MAT	Redemption	04/27/2022	BARCLAYS CAPITAL		200,000,000.00		200,000,000.00
42061	COMM	16536JDT1	CHES DISC NOTE	Redemption	04/27/2022	CHESHAM FINANCE		75,000,000.00		75,000,000.00
42062	COMM	16536JDT1	CHES DISC NOTE	Redemption	04/27/2022	CHESHAM FINANCE		50,000,000.00		50,000,000.00
42063	COMM	22533UDT7	CACPNY DISC NOTE	Redemption	04/27/2022	CREDIT AGRICOLE		50,000,000.00		50,000,000.00

SANTA CLARA COUNTY INVESTMENTS
Transaction Activity Report
Sorted by Transaction Date - Transaction Date

Investment #	Fund	CUSIP	Inv Descrip	TransactionType	TransactionDate	Issuer	New Principal	Principal Paydowns	Interest	Total Cash
42064	COMM	5148X1DT7	LANDES DISC NOTE	Redemption	04/27/2022	LANDES		125,000,000.00		125,000,000.00
42065	COMM	63873KDT1	NATXNY DISC NOTE	Redemption	04/27/2022	Natixis NY Branch		50,000,000.00		50,000,000.00
40749	COMM	3136G45C3	FEDERAL NATL MTG	Interest	04/27/2022	FNMA NOTES			27,000.00	27,000.00
42038	COMM	3134GW5R3	FEDERAL HOME LN	Interest	04/27/2022	FHLMC NOTES			120,250.00	120,250.00
42038	COMM	3134GW5R3	FEDERAL HOME LN	Accr Int	04/27/2022	FHLMC NOTES		115,573.61	-115,573.61	0.00
42060	COMM	SYS42060	BCREPO 0.25% MAT	Interest	04/27/2022	BARCLAYS CAPITAL			1,388.88	1,388.88
Totals for 04/27/2022							614,627,454.46	550,115,573.61	33,065.27	-64,478,815.58
42083	COMM	SYS42083	BCREPO 0.25% MAT	Purchase	04/28/2022	BARCLAYS CAPITAL	200,000,000.00			-200,000,000.00
42084	COMM	14317HAC5	CARMX 3.49% MAT	Purchase	04/28/2022	CARMAX AUTO	17,997,262.20			-17,997,262.20
42075	COMM	16536JDV6	CHES DISC NOTE	Purchase	04/28/2022	CHESHAM FINANCE	49,999,555.56			-49,999,555.56
42076	COMM	16536JDV6	CHES DISC NOTE	Purchase	04/28/2022	CHESHAM FINANCE	74,999,333.34			-74,999,333.34
42079	COMM	3133ENU0	FFCB 2.64% MAT	Purchase	04/28/2022	FFCB NOTES	19,909,733.33			-19,909,733.33
42078	COMM	313385WD4	FHDN DISC NOTE	Purchase	04/28/2022	FHLB DISCOUNT	49,999,722.22			-49,999,722.22
42077	COMM	3130ARN23	FEDERAL HOME	Purchase	04/28/2022	FHLB NOTES	25,000,000.00			-25,000,000.00
42080	COMM	5148X1DV2	LANDES DISC NOTE	Purchase	04/28/2022	LANDES	124,998,888.90			-124,998,888.90
42081	COMM	594918BY9	MICROSOFT CORP,	Purchase	04/28/2022	MICROSOFT CORP	5,250,205.65			-5,250,205.65
42082	COMM	63873KDV6	NATXNY DISC NOTE	Purchase	04/28/2022	Natixis NY Branch	49,999,583.33			-49,999,583.33
42068	COMM	16536JDU8	CHES DISC NOTE	Redemption	04/28/2022	CHESHAM FINANCE		50,000,000.00		50,000,000.00
42069	COMM	16536JDU8	CHES DISC NOTE	Redemption	04/28/2022	CHESHAM FINANCE		75,000,000.00		75,000,000.00
42070	COMM	22533UDU4	CACPNY DISC NOTE	Redemption	04/28/2022	CREDIT AGRICOLE		50,000,000.00		50,000,000.00
42072	COMM	5148X1DU4	LANDES DISC NOTE	Redemption	04/28/2022	LANDES		125,000,000.00		125,000,000.00
42073	COMM	63873KDU8	NATXNY DISC NOTE	Redemption	04/28/2022	Natixis NY Branch		50,000,000.00		50,000,000.00
42074	COMM	SYS42074	BCREPO 0.25% MAT	Redemption	04/28/2022	BARCLAYS CAPITAL		200,000,000.00		200,000,000.00
40688	COMM	459058JL8	IBRD 0.5% MAT	Interest	04/28/2022	INTL BANK RECON &			6,250.00	6,250.00
40689	COMM	459058JL8	IBRD 0.5% MAT	Interest	04/28/2022	INTL BANK RECON &			37,500.00	37,500.00
41110	COMM	3130ALZ31	FEDERAL HOME	Interest	04/28/2022	FHLB NOTES			109,375.00	109,375.00
41117	COMM	74274TAH3	PEFCO 0.3% MAT	Interest	04/28/2022	PRIVATE EXPORT			52,500.00	52,500.00
41761	COMM	3133ENKX7	FFCB FLOAT MAT	Interest	04/28/2022	FFCB NOTES			16,065.00	16,065.00
42074	COMM	SYS42074	BCREPO 0.25% MAT	Interest	04/28/2022	BARCLAYS CAPITAL			1,388.88	1,388.88
Totals for 04/28/2022							618,154,284.53	550,000,000.00	223,078.88	-67,931,205.65
42094	COMM	SYS42094	BCREPO 0.25% MAT	Purchase	04/29/2022	BARCLAYS CAPITAL	200,000,000.00			-200,000,000.00
42088	COMM	22533UE25	CACPNY DISC NOTE	Purchase	04/29/2022	CREDIT AGRICOLE	49,998,750.00			-49,998,750.00
42086	COMM	16536JE29	CHES DISC NOTE	Purchase	04/29/2022	CHESHAM FINANCE	74,998,000.00			-74,998,000.00
42087	COMM	16536JE29	CHES DISC NOTE	Purchase	04/29/2022	CHESHAM FINANCE	49,998,666.67			-49,998,666.67
42089	COMM	3130ARPR6	FEDERAL HOME	Purchase	04/29/2022	FHLB NOTES	35,000,000.00			-35,000,000.00
42090	COMM	3130ARQ87	FEDERAL HOME	Purchase	04/29/2022	FHLB NOTES	15,000,000.00			-15,000,000.00
42091	COMM	3130ARQ87	FEDERAL HOME	Purchase	04/29/2022	FHLB NOTES	25,000,000.00			-25,000,000.00
42092	COMM	3130ARQ87	FEDERAL HOME	Purchase	04/29/2022	FHLB NOTES	25,000,000.00			-25,000,000.00
42093	COMM	3137F1G44	FHLMCM 3.243%	Purchase	04/29/2022	FHLMC Multi-Family	35,412,305.11			-35,412,305.11

SANTA CLARA COUNTY INVESTMENTS
Transaction Activity Report
 Sorted by Transaction Date - Transaction Date

Investment #	Fund	CUSIP	Inv Descrip	TransactionType	TransactionDate	Issuer	New Principal	Principal Paydowns	Interest	Total Cash
42075	COMM	16536JDV6	CHES DISC NOTE	Redemption	04/29/2022	CHESHAM FINANCE		50,000,000.00		50,000,000.00
42076	COMM	16536JDV6	CHES DISC NOTE	Redemption	04/29/2022	CHESHAM FINANCE		75,000,000.00		75,000,000.00
42078	COMM	313385WD4	FHDN DISC NOTE	Redemption	04/29/2022	FHLB DISCOUNT		50,000,000.00		50,000,000.00
42080	COMM	5148X1DV2	LANDES DISC NOTE	Redemption	04/29/2022	LANDES		125,000,000.00		125,000,000.00
42082	COMM	63873KDV6	NATXNY DISC NOTE	Redemption	04/29/2022	Natixis NY Branch		50,000,000.00		50,000,000.00
42083	COMM	SYS42083	BCREPO 0.25% MAT	Redemption	04/29/2022	BARCLAYS CAPITAL		200,000,000.00		200,000,000.00
40696	COMM	3130AKEA0	FHLB FLOAT MAT	Interest	04/29/2022	FHLB NOTES			44,916.65	44,916.65
40697	COMM	3130AKEA0	FHLB FLOAT MAT	Interest	04/29/2022	FHLB NOTES			8,983.33	8,983.33
41112	COMM	3133EMXV9	FFCB FLOAT MAT	Interest	04/29/2022	FFCB NOTES			19,269.45	19,269.45
41113	COMM	3130AM4N9	FEDERAL HOME	Interest	04/29/2022	FHLB NOTES			75,000.00	75,000.00
41483	COMM	64952WEJ8	NYL 0.9% MAT	Interest	04/29/2022	NEW YORK LIFE			112,500.00	112,500.00
42083	COMM	SYS42083	BCREPO 0.25% MAT	Interest	04/29/2022	BARCLAYS CAPITAL			1,388.89	1,388.89
Totals for 04/29/2022							510,407,721.78	550,000,000.00	262,058.32	39,854,336.54
42103	COMM	SYS42103	BCREPO 0.25% MAT	Purchase	05/02/2022	BARCLAYS CAPITAL	200,000,000.00			-200,000,000.00
42097	COMM	22533UE33	CACPNY DISC NOTE	Purchase	05/02/2022	CREDIT AGRICOLE	49,999,583.33			-49,999,583.33
42095	COMM	16536JE37	CHES DISC NOTE	Purchase	05/02/2022	CHESHAM FINANCE	49,999,555.56			-49,999,555.56
42096	COMM	16536JE37	CHES DISC NOTE	Purchase	05/02/2022	CHESHAM FINANCE	74,999,333.34			-74,999,333.34
42098	COMM	3134GW6C5	FEDERAL HOME LN	Purchase	05/02/2022	FHLMC NOTES	18,104,577.78			-18,104,577.78
42099	COMM	3137BXQY1	FHLMCM 3.224%	Purchase	05/02/2022	FHLMC Multi-Family	40,303,582.22			-40,303,582.22
42100	COMM	5148X1E33	LANDES DISC NOTE	Purchase	05/02/2022	LANDES	124,998,888.90			-124,998,888.90
42101	COMM	59217GEW5	MET LI 2.8% MAT	Purchase	05/02/2022	MET LIFE GLOBAL	9,860,188.89			-9,860,188.89
42102	COMM	63873KE37	NATXNY DISC NOTE	Purchase	05/02/2022	Natixis NY Branch	49,999,583.33			-49,999,583.33
42104	COMM	9128287B0	UNITED STATES	Purchase	05/02/2022	U.S. TREASURY	33,799,292.13			-33,799,292.13
42086	COMM	16536JE29	CHES DISC NOTE	Redemption	05/02/2022	CHESHAM FINANCE		75,000,000.00		75,000,000.00
42087	COMM	16536JE29	CHES DISC NOTE	Redemption	05/02/2022	CHESHAM FINANCE		50,000,000.00		50,000,000.00
42088	COMM	22533UE25	CACPNY DISC NOTE	Redemption	05/02/2022	CREDIT AGRICOLE		50,000,000.00		50,000,000.00
42094	COMM	SYS42094	BCREPO 0.25% MAT	Redemption	05/02/2022	BARCLAYS CAPITAL		200,000,000.00		200,000,000.00
40477	COMM	90327QD48	USAA CAP CORP	Interest	05/02/2022	USAA CAPITAL			18,750.00	18,750.00
40577	COMM	13063DVM7	CALIFORNIA ST,	Interest	05/02/2022	CALIFORNIA STATE			666,250.00	666,250.00
40706	COMM	3134GW6E1	FEDERAL HOME LN	Interest	05/02/2022	FHLMC NOTES			96,000.00	96,000.00
40707	COMM	3134GW6E1	FEDERAL HOME LN	Interest	05/02/2022	FHLMC NOTES			8,000.00	8,000.00
41265	COMM	13077DQD7	CALSTA 0.862% MAT	Interest	05/02/2022	CALIF STATE UNIV			21,550.00	21,550.00
41627	COMM	63873QRK2	NATXNY BRANCH	Interest	05/02/2022	Natixis NY Branch			21,986.00	21,986.00
41659	COMM	91282CAT8	UNITED STATES	Interest	05/02/2022	U.S. TREASURY			50,000.00	50,000.00
41659	COMM	91282CAT8	UNITED STATES	Accr Int	05/02/2022	U.S. TREASURY		11,878.45	-11,878.45	0.00
42094	COMM	SYS42094	BCREPO 0.25% MAT	Interest	05/02/2022	BARCLAYS CAPITAL			4,166.69	4,166.69
Totals for 05/02/2022							652,064,585.48	375,011,878.45	874,824.24	-276,177,882.79
42105	COMM	SYS42104	BCREPO 0.25% MAT	Purchase	05/03/2022	BARCLAYS CAPITAL	200,000,000.00			-200,000,000.00
42108	COMM	22533UE41	CACPNY DISC NOTE	Purchase	05/03/2022	CREDIT AGRICOLE	49,999,583.33			-49,999,583.33

SANTA CLARA COUNTY INVESTMENTS
Transaction Activity Report
 Sorted by Transaction Date - Transaction Date

Investment #	Fund	CUSIP	Inv Descrip	TransactionType	TransactionDate	Issuer	New Principal	Principal Paydowns	Interest	Total Cash
42106	COMM	16536JE45	CHES DISC NOTE	Purchase	05/03/2022	CHESHAM FINANCE	49,999,555.56			-49,999,555.56
42107	COMM	16536JE45	CHES DISC NOTE	Purchase	05/03/2022	CHESHAM FINANCE	74,999,333.34			-74,999,333.34
42109	COMM	3134GXHX5	FEDERAL HOME LN	Purchase	05/03/2022	FHLMC NOTES	13,543,791.67			-13,543,791.67
42110	COMM	3137F2LJ3	FHLMCM 3.117%	Purchase	05/03/2022	FHLMC Multi-Family	34,973,248.33			-34,973,248.33
42111	COMM	3138LDYK3	FNMA 2.55% MAT	Purchase	05/03/2022	FNMA NOTES	39,040,618.71			-39,040,618.71
42112	COMM	3138LFUJ5	FNMA 2.47% MAT	Purchase	05/03/2022	FNMA Multi-Family	19,496,494.44			-19,496,494.44
42113	COMM	5148X1E41	LANDES DISC NOTE	Purchase	05/03/2022	LANDES	124,998,888.90			-124,998,888.90
42114	COMM	63873KE45	NATXNY DISC NOTE	Purchase	05/03/2022	Natixis NY Branch	49,999,583.33			-49,999,583.33
42095	COMM	16536JE37	CHES DISC NOTE	Redemption	05/03/2022	CHESHAM FINANCE		50,000,000.00		50,000,000.00
42096	COMM	16536JE37	CHES DISC NOTE	Redemption	05/03/2022	CHESHAM FINANCE		75,000,000.00		75,000,000.00
42097	COMM	22533UE33	CACPNY DISC NOTE	Redemption	05/03/2022	CREDIT AGRICOLE		50,000,000.00		50,000,000.00
42100	COMM	5148X1E33	LANDES DISC NOTE	Redemption	05/03/2022	LANDES		125,000,000.00		125,000,000.00
42102	COMM	63873KE37	NATXNY DISC NOTE	Redemption	05/03/2022	Natixis NY Branch		50,000,000.00		50,000,000.00
42103	COMM	SYS42103	BCREPO 0.25% MAT	Redemption	05/03/2022	BARCLAYS CAPITAL		200,000,000.00		200,000,000.00
40461	COMM	SYS40461	DGCXX 0.0%	Redemption	05/03/2022	DREYFUS		450,067,233.13		450,067,233.13
41999	COMM	742718ER6	PROCTER &	Interest	05/03/2022	PROCTER &			132,851.25	132,851.25
41999	COMM	742718ER6	PROCTER &	Accr Int	05/03/2022	PROCTER &		117,351.94	-117,351.94	0.00
42103	COMM	SYS42103	BCREPO 0.25% MAT	Interest	05/03/2022	BARCLAYS CAPITAL			1,388.89	1,388.89
34292	COMM	SYS34292	MSTI 0.0%	Interest	05/03/2022	MORGAN STANLEY			0.30	0.30
34292	COMM	SYS34292	MSTI 0.0%	Purchase	05/03/2022	MORGAN STANLEY	0.30			-0.30
37590	COMM	SYS37590	JPM TE 0.44%	Interest	05/03/2022	JP MORGAN US			86,929.58	86,929.58
37590	COMM	SYS37590	JPM TE 0.44%	Purchase	05/03/2022	JP MORGAN US	86,929.58			-86,929.58
40461	COMM	SYS40461	DGCXX 0.0%	Interest	05/03/2022	DREYFUS			66,164.38	66,164.38
40461	COMM	SYS40461	DGCXX 0.0%	Purchase	05/03/2022	DREYFUS	66,164.38			-66,164.38
Totals for 05/03/2022							657,204,191.87	1,000,184,585.0	169,982.46	343,150,375.66
42123	COMM	SYS42123	BCREPO 0.25% MAT	Purchase	05/04/2022	BARCLAYS CAPITAL	200,000,000.00			-200,000,000.00
42117	COMM	16536JE52	CHES DISC NOTE	Purchase	05/04/2022	CHESHAM FINANCE	74,999,333.34			-74,999,333.34
42118	COMM	16536JE52	CHES DISC NOTE	Purchase	05/04/2022	CHESHAM FINANCE	49,999,555.56			-49,999,555.56
42116	COMM	14043QAC6	COPAR 3.17% MAT	Purchase	05/04/2022	Capital One Prime Au	14,996,722.50			-14,996,722.50
42119	COMM	23292GAC7	DLLST 3.4% MAT	Purchase	05/04/2022	DLLST	11,498,323.30			-11,498,323.30
42120	COMM	3136AK2F9	FNMA 3.39768%	Purchase	05/04/2022	FNMA Multi-Family	39,974,463.27			-39,974,463.27
42121	COMM	5148X1E58	LANDES DISC NOTE	Purchase	05/04/2022	LANDES	124,998,888.90			-124,998,888.90
42122	COMM	63873KE52	NATXNY DISC NOTE	Purchase	05/04/2022	Natixis NY Branch	49,999,583.33			-49,999,583.33
42105	COMM	SYS42104	BCREPO 0.25% MAT	Redemption	05/04/2022	BARCLAYS CAPITAL		200,000,000.00		200,000,000.00
42106	COMM	16536JE45	CHES DISC NOTE	Redemption	05/04/2022	CHESHAM FINANCE		50,000,000.00		50,000,000.00
42107	COMM	16536JE45	CHES DISC NOTE	Redemption	05/04/2022	CHESHAM FINANCE		75,000,000.00		75,000,000.00
42108	COMM	22533UE41	CACPNY DISC NOTE	Redemption	05/04/2022	CREDIT AGRICOLE		50,000,000.00		50,000,000.00
42113	COMM	5148X1E41	LANDES DISC NOTE	Redemption	05/04/2022	LANDES		125,000,000.00		125,000,000.00
42114	COMM	63873KE45	NATXNY DISC NOTE	Redemption	05/04/2022	Natixis NY Branch		50,000,000.00		50,000,000.00
40721	COMM	4581X0DR6	IADB FRN MAT	Interest	05/04/2022	IADB			45,450.00	45,450.00

SANTA CLARA COUNTY INVESTMENTS
Transaction Activity Report
Sorted by Transaction Date - Transaction Date

Investment #	Fund	CUSIP	Inv Descrip	TransactionType	TransactionDate	Issuer	New Principal	Principal Paydowns	Interest	Total Cash
42105	COMM	SYS42104	BCREPO 0.25% MAT	Interest	05/04/2022	BARCLAYS CAPITAL			1,388.91	1,388.91
Totals for 05/04/2022							566,466,870.20	550,000,000.00	46,838.91	-16,420,031.29
42128	COMM	SYS42128	BCREPO 0.75% MAT	Purchase	05/05/2022	BARCLAYS CAPITAL	200,000,000.00			-200,000,000.00
42124	COMM	16536JE60	CHES DISC NOTE	Purchase	05/05/2022	CHESHAM FINANCE	49,998,861.11			-49,998,861.11
42125	COMM	16536JE60	CHES DISC NOTE	Purchase	05/05/2022	CHESHAM FINANCE	74,998,291.67			-74,998,291.67
42126	COMM	5148X1E66	LANDES DISC NOTE	Purchase	05/05/2022	LANDES	124,997,152.78			-124,997,152.78
42127	COMM	63873KE60	NATXNY DISC NOTE	Purchase	05/05/2022	Natixis NY Branch	49,998,888.89			-49,998,888.89
42117	COMM	16536JE52	CHES DISC NOTE	Redemption	05/05/2022	CHESHAM FINANCE		75,000,000.00		75,000,000.00
42118	COMM	16536JE52	CHES DISC NOTE	Redemption	05/05/2022	CHESHAM FINANCE		50,000,000.00		50,000,000.00
42121	COMM	5148X1E58	LANDES DISC NOTE	Redemption	05/05/2022	LANDES		125,000,000.00		125,000,000.00
42122	COMM	63873KE52	NATXNY DISC NOTE	Redemption	05/05/2022	Natixis NY Branch		50,000,000.00		50,000,000.00
42123	COMM	SYS42123	BCREPO 0.25% MAT	Redemption	05/05/2022	BARCLAYS CAPITAL		200,000,000.00		200,000,000.00
42123	COMM	SYS42123	BCREPO 0.25% MAT	Interest	05/05/2022	BARCLAYS CAPITAL			1,388.89	1,388.89
Totals for 05/05/2022							499,993,194.45	500,000,000.00	1,388.89	8,194.44
42134	COMM	SYS42134	BCREPO 0.75% MAT	Purchase	05/06/2022	BARCLAYS CAPITAL	200,000,000.00			-200,000,000.00
42129	COMM	16536JE94	CHES DISC NOTE	Purchase	05/06/2022	CHESHAM FINANCE	49,996,583.33			-49,996,583.33
42130	COMM	16536JE94	CHES DISC NOTE	Purchase	05/06/2022	CHESHAM FINANCE	74,994,875.00			-74,994,875.00
42133	COMM	3138LD5W9	FNMM 2.625% MAT	Purchase	05/06/2022	FNMA Multi-Family	14,649,218.75			-14,649,218.75
42131	COMM	5148X1E90	LANDES DISC NOTE	Purchase	05/06/2022	LANDES	124,991,458.33			-124,991,458.33
42132	COMM	63873KE94	NATXNY DISC NOTE	Purchase	05/06/2022	Natixis NY Branch	49,996,666.67			-49,996,666.67
41972	COMM	16536JE60	CHES DISC NOTE	Redemption	05/06/2022	CHESHAM FINANCE		50,000,000.00		50,000,000.00
42124	COMM	16536JE60	CHES DISC NOTE	Redemption	05/06/2022	CHESHAM FINANCE		50,000,000.00		50,000,000.00
42125	COMM	16536JE60	CHES DISC NOTE	Redemption	05/06/2022	CHESHAM FINANCE		75,000,000.00		75,000,000.00
42126	COMM	5148X1E66	LANDES DISC NOTE	Redemption	05/06/2022	LANDES		125,000,000.00		125,000,000.00
42127	COMM	63873KE60	NATXNY DISC NOTE	Redemption	05/06/2022	Natixis NY Branch		50,000,000.00		50,000,000.00
42128	COMM	SYS42128	BCREPO 0.75% MAT	Redemption	05/06/2022	BARCLAYS CAPITAL	200,000,000.00			200,000,000.00
37590	COMM	SYS37590	JPM TE 0.44%	Redemption	05/06/2022	JP MORGAN US	450,091,860.60			450,091,860.60
40729	COMM	3133EMGG1	FFCB FRN MAT	Interest	05/06/2022	FFCB NOTES			32,742.50	32,742.50
42128	COMM	SYS42128	BCREPO 0.75% MAT	Interest	05/06/2022	BARCLAYS CAPITAL			4,166.67	4,166.67
Totals for 05/06/2022							514,628,802.08	1,000,091,860.6	36,909.17	485,499,967.69
42140	COMM	SYS42140	BCREPO 0.75% MAT	Purchase	05/09/2022	BARCLAYS CAPITAL	200,000,000.00			-200,000,000.00
42135	COMM	16536JEA1	CHES DISC NOTE	Purchase	05/09/2022	CHESHAM FINANCE	49,998,861.11			-49,998,861.11
42136	COMM	16536JEA1	CHES DISC NOTE	Purchase	05/09/2022	CHESHAM FINANCE	74,998,291.67			-74,998,291.67
42137	COMM	3138LD5W9	FNMM 2.625% MAT	Purchase	05/09/2022	FNMA Multi-Family	14,631,406.25			-14,631,406.25
42138	COMM	5148X1EA7	LANDES DISC NOTE	Purchase	05/09/2022	LANDES	124,997,152.78			-124,997,152.78
42139	COMM	63873KEA1	NATXNY DISC NOTE	Purchase	05/09/2022	Natixis NY Branch	49,998,888.89			-49,998,888.89
42129	COMM	16536JE94	CHES DISC NOTE	Redemption	05/09/2022	CHESHAM FINANCE		50,000,000.00		50,000,000.00
42130	COMM	16536JE94	CHES DISC NOTE	Redemption	05/09/2022	CHESHAM FINANCE		75,000,000.00		75,000,000.00
42131	COMM	5148X1E90	LANDES DISC NOTE	Redemption	05/09/2022	LANDES		125,000,000.00		125,000,000.00

SANTA CLARA COUNTY INVESTMENTS
Transaction Activity Report
 Sorted by Transaction Date - Transaction Date

Investment #	Fund	CUSIP	Inv Descrip	TransactionType	TransactionDate	Issuer	New Principal	Principal Paydowns	Interest	Total Cash
42132	COMM	63873KE94	NATXNY DISC NOTE	Redemption	05/09/2022	Natixis NY Branch		50,000,000.00		50,000,000.00
42134	COMM	SYS42134	BCREPO 0.75% MAT	Redemption	05/09/2022	BARCLAYS CAPITAL		200,000,000.00		200,000,000.00
40934	COMM	3133EMPZ9	FFCB Floater MAT	Interest	05/09/2022	FFCB NOTES			3,615.83	3,615.83
41005	COMM	3135G06G3	FEDERAL NATL MTG	Interest	05/09/2022	FNMA NOTES			25,000.00	25,000.00
42134	COMM	SYS42134	BCREPO 0.75% MAT	Interest	05/09/2022	BARCLAYS CAPITAL			12,500.00	12,500.00
Totals for 05/09/2022							514,624,600.70	500,000,000.00	41,115.83	-14,583,484.87
42147	COMM	SYS42147	BCREPO 0.75% MAT	Purchase	05/10/2022	BARCLAYS CAPITAL	200,000,000.00			-200,000,000.00
42141	COMM	16536JEB9	CHES DISC NOTE	Purchase	05/10/2022	CHESHAM FINANCE	49,998,861.11			-49,998,861.11
42142	COMM	16536JEB9	CHES DISC NOTE	Purchase	05/10/2022	CHESHAM FINANCE	74,998,291.67			-74,998,291.67
42143	COMM	3130ARUR0	FEDERAL HOME	Purchase	05/10/2022	FHLB NOTES	25,000,000.00			-25,000,000.00
42144	COMM	3130ARUR0	FEDERAL HOME	Purchase	05/10/2022	FHLB NOTES	4,195,800.00			-4,195,800.00
42145	COMM	5148X1EB5	LANDES DISC NOTE	Purchase	05/10/2022	LANDES	124,997,152.78			-124,997,152.78
42146	COMM	63873KEB9	NATXNY DISC NOTE	Purchase	05/10/2022	Natixis NY Branch	49,998,888.89			-49,998,888.89
42002	COMM	912796U80	UNITED STATES	Redemption	05/10/2022	U.S. TREASURY		50,000,000.00		50,000,000.00
42135	COMM	16536JEA1	CHES DISC NOTE	Redemption	05/10/2022	CHESHAM FINANCE		50,000,000.00		50,000,000.00
42136	COMM	16536JEA1	CHES DISC NOTE	Redemption	05/10/2022	CHESHAM FINANCE		75,000,000.00		75,000,000.00
42138	COMM	5148X1EA7	LANDES DISC NOTE	Redemption	05/10/2022	LANDES		125,000,000.00		125,000,000.00
42139	COMM	63873KEA1	NATXNY DISC NOTE	Redemption	05/10/2022	Natixis NY Branch		50,000,000.00		50,000,000.00
42140	COMM	SYS42140	BCREPO 0.75% MAT	Redemption	05/10/2022	BARCLAYS CAPITAL		200,000,000.00		200,000,000.00
42140	COMM	SYS42140	BCREPO 0.75% MAT	Interest	05/10/2022	BARCLAYS CAPITAL			4,166.68	4,166.68
41209	COMM	14687TAC1	CRVNA 0.49% MAT	Interest	05/10/2022	Carvana Auto			6,125.00	6,125.00
41209	COMM	14687TAC1	CRVNA 0.49% MAT	Redemption	05/10/2022	Carvana Auto		343,337.51		343,337.51
41406	COMM	14687JAD1	CRVNA 0.38% MAT	Interest	05/10/2022	Carvana Auto			2,605.96	2,605.96
41406	COMM	14687JAD1	CRVNA 0.38% MAT	Redemption	05/10/2022	Carvana Auto		803,982.39		803,982.39
Totals for 05/10/2022							529,188,994.45	551,147,319.90	12,897.64	21,971,223.09
42155	COMM	SYS42155	BCREPO 0.75% MAT	Purchase	05/11/2022	BARCLAYS CAPITAL	200,000,000.00			-200,000,000.00
42148	COMM	16536JEC7	CHES DISC NOTE	Purchase	05/11/2022	CHESHAM FINANCE	49,998,861.11			-49,998,861.11
42149	COMM	16536JEC7	CHES DISC NOTE	Purchase	05/11/2022	CHESHAM FINANCE	74,998,291.67			-74,998,291.67
42150	COMM	3137F1G44	FHLMCM 3.243%	Purchase	05/11/2022	FHLMC Multi-Family	19,974,266.67			-19,974,266.67
42151	COMM	3138LEC82	FNMA 2.57% MAT	Purchase	05/11/2022	FNMA Multi-Family	19,523,652.78			-19,523,652.78
42152	COMM	36266FAC3	GMALT 3.42% MAT	Purchase	05/11/2022	GM Fin'cl Auto Leasi	15,998,331.20			-15,998,331.20
42153	COMM	5148X1EC3	LANDES DISC NOTE	Purchase	05/11/2022	LANDES	124,997,152.78			-124,997,152.78
42154	COMM	63873KEC7	NATXNY DISC NOTE	Purchase	05/11/2022	Natixis NY Branch	49,998,888.89			-49,998,888.89
42141	COMM	16536JEB9	CHES DISC NOTE	Redemption	05/11/2022	CHESHAM FINANCE		50,000,000.00		50,000,000.00
42142	COMM	16536JEB9	CHES DISC NOTE	Redemption	05/11/2022	CHESHAM FINANCE		75,000,000.00		75,000,000.00
42145	COMM	5148X1EB5	LANDES DISC NOTE	Redemption	05/11/2022	LANDES		125,000,000.00		125,000,000.00
42146	COMM	63873KEB9	NATXNY DISC NOTE	Redemption	05/11/2022	Natixis NY Branch		50,000,000.00		50,000,000.00
42147	COMM	SYS42147	BCREPO 0.75% MAT	Redemption	05/11/2022	BARCLAYS CAPITAL		200,000,000.00		200,000,000.00
40165	COMM	037833CU2	APPLE INC, SR GLBL	Interest	05/11/2022	APPLE INC			142,500.00	142,500.00

SANTA CLARA COUNTY INVESTMENTS
Transaction Activity Report
 Sorted by Transaction Date - Transaction Date

Investment #	Fund	CUSIP	Inv Descrip	TransactionType	TransactionDate	Issuer	New Principal	Principal Paydowns	Interest	Total Cash
40499	COMM	037833DV9	APPLE INC, SR NT	Interest	05/11/2022	APPLE INC			26,250.00	26,250.00
40500	COMM	166764BV1	CHEVRON CORP	Interest	05/11/2022	CHEVRON CORP.			28,525.00	28,525.00
40547	COMM	31422BM64	FAMCA 0.2% MAT	Interest	05/11/2022	FARMER MAC			20,500.00	20,500.00
40674	COMM	166764BV1	CHEVRON CORP	Interest	05/11/2022	CHEVRON CORP.			178,965.85	178,965.85
42147	COMM	SYS42147	BCREPO 0.75% MAT	Interest	05/11/2022	BARCLAYS CAPITAL			4,166.69	4,166.69
Totals for 05/11/2022							555,489,445.10	500,000,000.00	400,907.54	-55,088,537.56
42160	COMM	SYS42160	BCREPO 0.75% MAT	Purchase	05/12/2022	BARCLAYS CAPITAL	200,000,000.00			-200,000,000.00
42156	COMM	16536JED5	CHES DISC NOTE	Purchase	05/12/2022	CHESHAM FINANCE	49,998,861.11			-49,998,861.11
42157	COMM	16536JED5	CHES DISC NOTE	Purchase	05/12/2022	CHESHAM FINANCE	74,998,291.67			-74,998,291.67
42158	COMM	5148X1ED1	LANDES DISC NOTE	Purchase	05/12/2022	LANDES	124,997,152.78			-124,997,152.78
42159	COMM	63873KED5	NATXNY DISC NOTE	Purchase	05/12/2022	Natixis NY Branch	49,998,861.11			-49,998,861.11
42148	COMM	16536JEC7	CHES DISC NOTE	Redemption	05/12/2022	CHESHAM FINANCE		50,000,000.00		50,000,000.00
42149	COMM	16536JEC7	CHES DISC NOTE	Redemption	05/12/2022	CHESHAM FINANCE		75,000,000.00		75,000,000.00
42153	COMM	5148X1EC3	LANDES DISC NOTE	Redemption	05/12/2022	LANDES		125,000,000.00		125,000,000.00
42154	COMM	63873KEC7	NATXNY DISC NOTE	Redemption	05/12/2022	Natixis NY Branch		50,000,000.00		50,000,000.00
42155	COMM	SYS42155	BCREPO 0.75% MAT	Redemption	05/12/2022	BARCLAYS CAPITAL		200,000,000.00		200,000,000.00
41175	COMM	023135BW5	AMZN 0.45% MAT	Interest	05/12/2022	Amazon			56,250.00	56,250.00
42155	COMM	SYS42155	BCREPO 0.75% MAT	Interest	05/12/2022	BARCLAYS CAPITAL			4,166.67	4,166.67
Totals for 05/12/2022							499,993,166.67	500,000,000.00	60,416.67	67,250.00
42165	COMM	SYS42165	BCREPO 0.75% MAT	Purchase	05/13/2022	BARCLAYS CAPITAL	200,000,000.00			-200,000,000.00
42161	COMM	16536JEG8	CHES DISC NOTE	Purchase	05/13/2022	CHESHAM FINANCE	49,996,583.33			-49,996,583.33
42162	COMM	16536JEG8	CHES DISC NOTE	Purchase	05/13/2022	CHESHAM FINANCE	74,994,875.00			-74,994,875.00
42166	COMM	3130ARUZ2	FEDERAL HOME	Purchase	05/13/2022	FHLB NOTES	10,000,000.00			-10,000,000.00
42163	COMM	5148X1EG4	LANDES DISC NOTE	Purchase	05/13/2022	LANDES	124,991,458.33			-124,991,458.33
42164	COMM	63873KEG8	NATXNY DISC NOTE	Purchase	05/13/2022	Natixis NY Branch	49,996,666.67			-49,996,666.67
42156	COMM	16536JED5	CHES DISC NOTE	Redemption	05/13/2022	CHESHAM FINANCE		50,000,000.00		50,000,000.00
42157	COMM	16536JED5	CHES DISC NOTE	Redemption	05/13/2022	CHESHAM FINANCE		75,000,000.00		75,000,000.00
42158	COMM	5148X1ED1	LANDES DISC NOTE	Redemption	05/13/2022	LANDES		125,000,000.00		125,000,000.00
42159	COMM	63873KED5	NATXNY DISC NOTE	Redemption	05/13/2022	Natixis NY Branch		50,000,000.00		50,000,000.00
42160	COMM	SYS42160	BCREPO 0.75% MAT	Redemption	05/13/2022	BARCLAYS CAPITAL		200,000,000.00		200,000,000.00
42160	COMM	SYS42160	BCREPO 0.75% MAT	Interest	05/13/2022	BARCLAYS CAPITAL			4,166.67	4,166.67
Totals for 05/13/2022							509,979,583.33	500,000,000.00	4,166.67	-9,975,416.66
42171	COMM	SYS42171	BCREPO 0.75% MAT	Purchase	05/16/2022	BARCLAYS CAPITAL	200,000,000.00			-200,000,000.00
42167	COMM	16536JEH6	CHES DISC NOTE	Purchase	05/16/2022	CHESHAM FINANCE	49,998,861.11			-49,998,861.11
42168	COMM	16536JEH6	CHES DISC NOTE	Purchase	05/16/2022	CHESHAM FINANCE	74,998,291.67			-74,998,291.67
42169	COMM	5148X1EH2	LANDES DISC NOTE	Purchase	05/16/2022	LANDES	124,997,152.78			-124,997,152.78
42170	COMM	63873KEH6	NATXNY DISC NOTE	Purchase	05/16/2022	Natixis NY Branch	49,998,888.89			-49,998,888.89
39314	COMM	91412GWY7	UNIVERSITY CALIF	Redemption	05/16/2022	UNIVERSITY		4,000,000.00		4,000,000.00
39322	COMM	91412HEW9	UNIVERSITY CALIF	Redemption	05/16/2022	UNIVERSITY		665,000.00		665,000.00

SANTA CLARA COUNTY INVESTMENTS
Transaction Activity Report
Sorted by Transaction Date - Transaction Date

Investment #	Fund	CUSIP	Inv Descrip	TransactionType	TransactionDate	Issuer	New Principal	Principal Paydowns	Interest	Total Cash
42161	COMM	16536JEG8	CHES DISC NOTE	Redemption	05/16/2022	CHESHAM FINANCE		50,000,000.00		50,000,000.00
42162	COMM	16536JEG8	CHES DISC NOTE	Redemption	05/16/2022	CHESHAM FINANCE		75,000,000.00		75,000,000.00
42163	COMM	5148X1EG4	LANDES DISC NOTE	Redemption	05/16/2022	LANDES		125,000,000.00		125,000,000.00
42164	COMM	63873KEG8	NATXNY DISC NOTE	Redemption	05/16/2022	Natixis NY Branch		50,000,000.00		50,000,000.00
42165	COMM	SYS42165	BCREPO 0.75% MAT	Redemption	05/16/2022	BARCLAYS CAPITAL		200,000,000.00		200,000,000.00
39314	COMM	91412GWY7	UNIVERSITY CALIF	Interest	05/16/2022	UNIVERSITY			56,520.00	56,520.00
39321	COMM	91412HEX7	UNIVCA 2.657% MAT	Interest	05/16/2022	UNIVERSITY			13,285.00	13,285.00
39322	COMM	91412HEW9	UNIVERSITY CALIF	Interest	05/16/2022	UNIVERSITY			8,671.60	8,671.60
39553	COMM	19416QEL0	CP 2.25% MAT	Interest	05/16/2022	COLGATE-PALMOLI			106,942.50	106,942.50
39565	COMM	3133EKLA2	FEDERAL FARM CR	Interest	05/16/2022	FFCB NOTES			110,285.00	110,285.00
40379	COMM	742651DX7	PRIVATE EXPT FDG	Interest	05/16/2022	PRIVATE EXPORT			101,587.50	101,587.50
40532	COMM	91412HGE7	UNIVERSITY CALIF	Interest	05/16/2022	UNIVERSITY			22,075.00	22,075.00
40754	COMM	3134GXBL7	FEDERAL HOME LN	Interest	05/16/2022	FHLMC NOTES			20,809.50	20,809.50
40799	COMM	880591EW8	TENNESSEE	Interest	05/16/2022	TENNESSEE			71,531.25	71,531.25
40993	COMM	91412HJK0	UNIVERSITY CALIF	Interest	05/16/2022	UNIVERSITY			4,587.50	4,587.50
41023	COMM	912828XB1	UNITED STATES	Interest	05/16/2022	U.S. TREASURY			265,625.00	265,625.00
42165	COMM	SYS42165	BCREPO 0.75% MAT	Interest	05/16/2022	BARCLAYS CAPITAL			12,499.98	12,499.98
39578	COMM	65479HAC1	NAROT 2.5% MAT	Interest	05/16/2022	Nissan Auto Receivab			9,394.94	9,394.94
39578	COMM	65479HAC1	NAROT 2.5% MAT	Redemption	05/16/2022	Nissan Auto Receivab	784,117.46			784,117.46
39586	COMM	14042WAC4	COPAR 2.51% MAT	Interest	05/16/2022	Capital One Prime Au			2,927.73	2,927.73
39586	COMM	14042WAC4	COPAR 2.51% MAT	Redemption	05/16/2022	Capital One Prime Au	346,824.04			346,824.04
39706	COMM	477870AC3	JDOT 2.21% MAT	Interest	05/16/2022	JOHN DEERE			3,340.50	3,340.50
39706	COMM	477870AC3	JDOT 2.21% MAT	Redemption	05/16/2022	JOHN DEERE	465,984.80			465,984.80
39777	COMM	43815NAC8	HAROT 1.78% MAT	Interest	05/16/2022	HONDA AUTO			3,222.00	3,222.00
39777	COMM	43815NAC8	HAROT 1.78% MAT	Redemption	05/16/2022	HONDA AUTO	370,464.65			370,464.65
39811	COMM	14041NFU0	COMET 1.72% MAT	Interest	05/16/2022	Capital One Multi Ex			50,166.66	50,166.66
39811	COMM	14041NFU0	COMET 1.72% MAT	Redemption	05/16/2022	Capital One Multi Ex	1,399,327.72			1,399,327.72
39883	COMM	58769TAD7	MBART 1.93% MAT	Interest	05/16/2022	MERCEDES -BENZ			12,785.18	12,785.18
39883	COMM	58769TAD7	MBART 1.93% MAT	Redemption	05/16/2022	MERCEDES -BENZ	1,215,508.87			1,215,508.87
40017	COMM	44891JAC2	HART 1.94% MAT	Interest	05/16/2022	HYUNDAI AUTO			5,826.72	5,826.72
40017	COMM	44891JAC2	HART 1.94% MAT	Redemption	05/16/2022	HYUNDAI AUTO	594,217.39			594,217.39
40038	COMM	89233MAD5	TAOT 1.92% MAT	Interest	05/16/2022	TOYOTA AUTO REC			13,704.93	13,704.93
40038	COMM	89233MAD5	TAOT 1.92% MAT	Redemption	05/16/2022	TOYOTA AUTO REC	1,020,962.14			1,020,962.14
40134	COMM	02007TAC9	ALLY 1.84% MAT	Interest	05/16/2022	ALLY Auto			6,749.38	6,749.38
40134	COMM	02007TAC9	ALLY 1.84% MAT	Redemption	05/16/2022	ALLY Auto	570,787.11			570,787.11
40294	COMM	41284UAD6	HDMOT 1.87% MAT	Interest	05/16/2022	Harley-Davidson Moto			6,323.99	6,323.99
40294	COMM	41284UAD6	HDMOT 1.87% MAT	Redemption	05/16/2022	Harley-Davidson Moto	512,206.98			512,206.98
40336	COMM	161571HP2	CHAIT 1.53% MAT	Interest	05/16/2022	CHASE ISSUANCE			34,425.00	34,425.00
40336	COMM	161571HP2	CHAIT 1.53% MAT	Redemption	05/16/2022	CHASE ISSUANCE	922,315.47			922,315.47
40340	COMM	14043MAC5	COPAR 1.6% MAT	Interest	05/16/2022	Capital One Prime Au			20,340.95	20,340.95

SANTA CLARA COUNTY INVESTMENTS
Transaction Activity Report
Sorted by Transaction Date - Transaction Date

Investment #	Fund	CUSIP	Inv Descrip	TransactionType	TransactionDate	Issuer	New Principal	Principal Paydowns	Interest	Total Cash
40340	COMM	14043MAC5	COPAR 1.6% MAT	Redemption	05/16/2022	Capital One Prime Au		1,283,679.53		1,283,679.53
40515	COMM	58769VAC4	MBART 0.55% MAT	Interest	05/16/2022	MERCEDES -BENZ			1,681.56	1,681.56
40515	COMM	58769VAC4	MBART 0.55% MAT	Redemption	05/16/2022	MERCEDES -BENZ	284,539.84			284,539.84
40533	COMM	47787NAC3	JDOT 0.51% MAT	Interest	05/16/2022	JOHN DEERE			1,434.22	1,434.22
40533	COMM	47787NAC3	JDOT 0.51% MAT	Redemption	05/16/2022	JOHN DEERE	382,874.88			382,874.88
40930	COMM	89240BAC2	TOYOTA AUTO	Interest	05/16/2022	TOYOTA AUTO REC			3,358.34	3,358.34
40930	COMM	89240BAC2	TOYOTA AUTO	Redemption	05/16/2022	TOYOTA AUTO REC	455,438.24			455,438.24
40937	COMM	98164EAC9	WOART 0.3% MAT	Interest	05/16/2022	World Omni Auto Rec'			3,500.00	3,500.00
40937	COMM	98164EAC9	WOART 0.3% MAT	Redemption	05/16/2022	World Omni Auto Rec'	344,086.18			344,086.18
40950	COMM	41284NAB6	HDMOT 0.22% MAT	Interest	05/16/2022	Harley-Davidson Moto			110.78	110.78
40950	COMM	41284NAB6	HDMOT 0.22% MAT	Redemption	05/16/2022	Harley-Davidson Moto	373,562.94			373,562.94
40958	COMM	34532NAC9	FM 0.3% MAT	Interest	05/16/2022	FORD MOTOR			5,000.00	5,000.00
40958	COMM	34532NAC9	FM 0.3% MAT	Redemption	05/16/2022	FORD MOTOR	546,960.17			546,960.17
40991	COMM	47788UAC6	JDOT 0.36% MAT	Interest	05/16/2022	JOHN DEERE			2,325.00	2,325.00
40991	COMM	47788UAC6	JDOT 0.36% MAT	Redemption	05/16/2022	JOHN DEERE	205,728.57			205,728.57
41111	COMM	44933LAC7	HART 0.38% MAT	Interest	05/16/2022	HYUNDAI AUTO			3,008.34	3,008.34
41111	COMM	44933LAC7	HART 0.38% MAT	Redemption	05/16/2022	HYUNDAI AUTO	250,544.60			250,544.60
41182	COMM	89190GAC1	TAOT 0.26% MAT	Interest	05/16/2022	TOYOTA AUTO REC			6,500.01	6,500.01
41182	COMM	89190GAC1	TAOT 0.26% MAT	Redemption	05/16/2022	TOYOTA AUTO REC	732,873.86			732,873.86
41187	COMM	44891VAC5	HALST 0.33% MAT	Interest	05/16/2022	Hyundai Auto Lease S			6,187.50	6,187.50
41187	COMM	44891VAC5	HALST 0.33% MAT	Redemption	05/16/2022	Hyundai Auto Lease S	870,361.41			870,361.41
41206	COMM	65480BAC1	NAROT 0.33% MAT	Interest	05/16/2022	Nissan Auto Receivab			11,000.00	11,000.00
41206	COMM	65480BAC1	NAROT 0.33% MAT	Redemption	05/16/2022	Nissan Auto Receivab	1,019,334.63			1,019,334.63
41220	COMM	58769KAD6	MBALT 0.4% MAT	Interest	05/16/2022	MERCEDES-BENZ			4,916.66	4,916.66
41220	COMM	58769KAD6	MBALT 0.4% MAT	Redemption	05/16/2022	MERCEDES-BENZ	499,835.30			499,835.30
41240	COMM	47789QAC4	JDOT 0.52% MAT	Interest	05/16/2022	JOHN DEERE			3,466.66	3,466.66
41240	COMM	47789QAC4	JDOT 0.52% MAT	Redemption	05/16/2022	JOHN DEERE	176,810.30			176,810.30
41242	COMM	14041NFW6	COMET 0.55% MAT	Interest	05/16/2022	Capital One Multi Ex			10,770.83	10,770.83
41242	COMM	14041NFW6	COMET 0.55% MAT	Redemption	05/16/2022	Capital One Multi Ex	490,360.81			490,360.81
41387	COMM	44933MAC5	HALST 0.38% MAT	Interest	05/16/2022	Hyundai Auto Lease S			7,995.84	7,995.84
41387	COMM	44933MAC5	HALST 0.38% MAT	Redemption	05/16/2022	Hyundai Auto Lease S	870,520.30			870,520.30
41389	COMM	58772WAC7	MBART 0.46% MAT	Interest	05/16/2022	MERCEDES -BENZ			7,762.49	7,762.49
41389	COMM	58772WAC7	MBART 0.46% MAT	Redemption	05/16/2022	MERCEDES -BENZ	427,813.94			427,813.94
41392	COMM	98163HAB5	WOART 0.29% MAT	Interest	05/16/2022	World Omni Auto Rec'			1,191.27	1,191.27
41392	COMM	98163HAB5	WOART 0.29% MAT	Redemption	05/16/2022	World Omni Auto Rec'	664,143.95			664,143.95
41397	COMM	345329AC0	FM 0.37% MAT	Interest	05/16/2022	FORD MOTOR			6,474.99	6,474.99
41397	COMM	345329AC0	FM 0.37% MAT	Redemption	05/16/2022	FORD MOTOR	724,019.65			724,019.65
41402	COMM	254683CP8	DCENT 0.58% MAT	Interest	05/16/2022	Discover Card Execut			9,666.66	9,666.66
41402	COMM	254683CP8	DCENT 0.58% MAT	Redemption	05/16/2022	Discover Card Execut	398,915.26			398,915.26
41476	COMM	14044CAC6	COPAR 0.77% MAT	Interest	05/16/2022	Capital One Prime Au			8,983.32	8,983.32

SANTA CLARA COUNTY INVESTMENTS
Transaction Activity Report
 Sorted by Transaction Date - Transaction Date

Investment #	Fund	CUSIP	Inv Descrip	TransactionType	TransactionDate	Issuer	New Principal	Principal Paydowns	Interest	Total Cash
41476	COMM	14044CAC6	COPAR 0.77% MAT	Redemption	05/16/2022	Capital One Prime Au		275,898.32		275,898.32
41521	COMM	89238JAC9	TAOT 0.71% MAT	Interest	05/16/2022	TOYOTA AUTO REC			6,804.17	6,804.17
41521	COMM	89238JAC9	TAOT 0.71% MAT	Redemption	05/16/2022	TOYOTA AUTO REC		247,589.11		247,589.11
41529	COMM	02582JJR2	AMXCA 0.9% MAT	Interest	05/16/2022	American Express			24,375.00	24,375.00
41529	COMM	02582JJR2	AMXCA 0.9% MAT	Redemption	05/16/2022	American Express		600,487.23		600,487.23
41612	COMM	14041NFY2	CAPITAL ONE MULTI	Interest	05/16/2022	Capital One Multi Ex			31,200.01	31,200.01
41612	COMM	14041NFY2	CAPITAL ONE MULTI	Redemption	05/16/2022	Capital One Multi Ex		663,138.80		663,138.80
41718	COMM	89190GAB3	TAOT 0.14% MAT	Interest	05/16/2022	TOYOTA AUTO REC			249.27	249.27
41718	COMM	89190GAB3	TAOT 0.14% MAT	Redemption	05/16/2022	TOYOTA AUTO REC		282,569.59		282,569.59
41766	COMM	44891WAC3	HALST 1.16% MAT	Interest	05/16/2022	Hyundai Auto Lease S			12,808.34	12,808.34
41766	COMM	44891WAC3	HALST 1.16% MAT	Redemption	05/16/2022	Hyundai Auto Lease S		403,931.48		403,931.48
41776	COMM	345286AC2	FORDO 1.29% MAT	Interest	05/16/2022	FORD CREDIT AUTO			12,900.00	12,900.00
41776	COMM	345286AC2	FORDO 1.29% MAT	Redemption	05/16/2022	FORD CREDIT AUTO		241,581.11		241,581.11
41797	COMM	89239KAC5	TAOT 1.23% MAT	Interest	05/16/2022	TOYOTA AUTO REC			13,325.00	13,325.00
41797	COMM	89239KAC5	TAOT 1.23% MAT	Redemption	05/16/2022	TOYOTA AUTO REC		262,012.02		262,012.02
41855	COMM	43815BAC4	HAROT 1.88% MAT	Interest	05/16/2022	HONDA AUTO			36,033.34	36,033.34
41855	COMM	43815BAC4	HAROT 1.88% MAT	Redemption	05/16/2022	HONDA AUTO		463,204.45		463,204.45
41856	COMM	65479QAC1	NAROT 1.86% MAT	Interest	05/16/2022	Nissan Auto Receivab			26,815.00	26,815.00
41856	COMM	65479QAC1	NAROT 1.86% MAT	Redemption	05/16/2022	Nissan Auto Receivab		321,897.49		321,897.49
41910	COMM	47787JAC2	JDOT 2.32% MAT	Interest	05/16/2022	JOHN DEERE			19,333.33	19,333.33
41910	COMM	47787JAC2	JDOT 2.32% MAT	Redemption	05/16/2022	JOHN DEERE		179,106.58		179,106.58
41919	COMM	02589BAA8	AMXCA 2.21% MAT	Interest	05/16/2022	American Express			35,912.51	35,912.51
41919	COMM	02589BAA8	AMXCA 2.21% MAT	Redemption	05/16/2022	American Express		319,572.23		319,572.23
41952	COMM	14041NFZ9	COMET 2.8% MAT	Interest	05/16/2022	Capital One Multi Ex			66,500.00	66,500.00
41952	COMM	14041NFZ9	COMET 2.8% MAT	Redemption	05/16/2022	Capital One Multi Ex		303,847.13		303,847.13
42009	COMM	362585AC5	GMCAR 3.1% MAT	Interest	05/16/2022	GM FINANCIAL			32,679.18	32,679.18
42009	COMM	362585AC5	GMCAR 3.1% MAT	Redemption	05/16/2022	GM FINANCIAL		185,896.88		185,896.88
42020	COMM	98163NAC0	WOLS 3.21% MAT	Interest	05/16/2022	WORLD OMNI			8,560.00	8,560.00
42020	COMM	98163NAC0	WOLS 3.21% MAT	Redemption	05/16/2022	WORLD OMNI		82,354.29		82,354.29
42040	COMM	41284YAD8	HDMOT 3.06% MAT	Interest	05/16/2022	Harley-Davidson Moto			53,125.00	53,125.00
42040	COMM	41284YAD8	HDMOT 3.06% MAT	Redemption	05/16/2022	Harley-Davidson Moto		404,529.56		404,529.56
42066	COMM	34528LAD7	FORDL 3.23% MAT	Interest	05/16/2022	FORD CREDIT AUTO			51,141.66	51,141.66
42066	COMM	34528LAD7	FORDL 3.23% MAT	Redemption	05/16/2022	FORD CREDIT AUTO		776,977.60		776,977.60
42084	COMM	14317HAC5	CARMX 3.49% MAT	Interest	05/16/2022	CARMAX AUTO			29,665.01	29,665.01
42084	COMM	14317HAC5	CARMX 3.49% MAT	Redemption	05/16/2022	CARMAX AUTO		283,013.27		283,013.27
Totals for 05/16/2022							499,993,194.45	530,167,728.13	1,530,389.10	31,704,922.78
42176	COMM	SYS42176	BCREPO 0.75% MAT	Purchase	05/17/2022	BARCLAYS CAPITAL	200,000,000.00			-200,000,000.00
42172	COMM	16536JEJ2	CHES DISC NOTE	Purchase	05/17/2022	CHESHAM FINANCE	49,998,861.11			-49,998,861.11
42173	COMM	16536JEJ2	CHES DISC NOTE	Purchase	05/17/2022	CHESHAM FINANCE	74,998,291.67			-74,998,291.67
42174	COMM	5148X1EJ8	LANDES DISC NOTE	Purchase	05/17/2022	LANDES	124,997,152.78			-124,997,152.78

SANTA CLARA COUNTY INVESTMENTS
Transaction Activity Report
Sorted by Transaction Date - Transaction Date

Investment #	Fund	CUSIP	Inv Descrip	TransactionType	TransactionDate	Issuer	New Principal	Principal Paydowns	Interest	Total Cash
42175	COMM	63873KEJ2	NATXNY DISC NOTE	Purchase	05/17/2022	Natixis NY Branch	49,998,888.89			-49,998,888.89
42167	COMM	16536JEH6	CHES DISC NOTE	Redemption	05/17/2022	CHESHAM FINANCE		50,000,000.00		50,000,000.00
42168	COMM	16536JEH6	CHES DISC NOTE	Redemption	05/17/2022	CHESHAM FINANCE		75,000,000.00		75,000,000.00
42169	COMM	5148X1EH2	LANDES DISC NOTE	Redemption	05/17/2022	LANDES		125,000,000.00		125,000,000.00
42170	COMM	63873KEH6	NATXNY DISC NOTE	Redemption	05/17/2022	Natixis NY Branch		50,000,000.00		50,000,000.00
42171	COMM	SYS42171	BCREPO 0.75% MAT	Redemption	05/17/2022	BARCLAYS CAPITAL		200,000,000.00		200,000,000.00
40780	COMM	3135GA2Z3	FEDERAL NATL MTG	Interest	05/17/2022	FNMA NOTES			70,000.00	70,000.00
42171	COMM	SYS42171	BCREPO 0.75% MAT	Interest	05/17/2022	BARCLAYS CAPITAL			4,166.68	4,166.68
Totals for 05/17/2022							499,993,194.45	500,000,000.00	74,166.68	80,972.23
42182	COMM	02008JAC0	ALLY 3.31% MAT	Purchase	05/18/2022	ALLY	29,494,288.80			-29,494,288.80
42181	COMM	SYS42181	BCREPO 0.75% MAT	Purchase	05/18/2022	BARCLAYS CAPITAL	200,000,000.00			-200,000,000.00
42183	COMM	05602RAD3	BMWOT 3.21% MAT	Purchase	05/18/2022	BMW VEHICLE	13,999,272.00			-13,999,272.00
42177	COMM	16536JEK9	CHES DISC NOTE	Purchase	05/18/2022	CHESHAM FINANCE	49,998,861.11			-49,998,861.11
42178	COMM	16536JEK9	CHES DISC NOTE	Purchase	05/18/2022	CHESHAM FINANCE	74,998,291.67			-74,998,291.67
42184	COMM	44934LAD4	HALST 3.35% MAT	Purchase	05/18/2022	Hyundai Auto Lease S	37,996,944.80			-37,996,944.80
42179	COMM	5148X1EK5	LANDES DISC NOTE	Purchase	05/18/2022	LANDES	124,997,152.78			-124,997,152.78
42180	COMM	63873KEK9	NATXNY DISC NOTE	Purchase	05/18/2022	Natixis NY Branch	49,998,888.89			-49,998,888.89
42172	COMM	16536JEJ2	CHES DISC NOTE	Redemption	05/18/2022	CHESHAM FINANCE		50,000,000.00		50,000,000.00
42173	COMM	16536JEJ2	CHES DISC NOTE	Redemption	05/18/2022	CHESHAM FINANCE		75,000,000.00		75,000,000.00
42174	COMM	5148X1EJ8	LANDES DISC NOTE	Redemption	05/18/2022	LANDES		125,000,000.00		125,000,000.00
42175	COMM	63873KEJ2	NATXNY DISC NOTE	Redemption	05/18/2022	Natixis NY Branch		50,000,000.00		50,000,000.00
42176	COMM	SYS42176	BCREPO 0.75% MAT	Redemption	05/18/2022	BARCLAYS CAPITAL		200,000,000.00		200,000,000.00
41536	COMM	3133ENEJ5	FEDERAL FARM CR	Interest	05/18/2022	FFCB NOTES			109,375.00	109,375.00
42176	COMM	SYS42176	BCREPO 0.75% MAT	Interest	05/18/2022	BARCLAYS CAPITAL			4,166.67	4,166.67
39269	COMM	43814WAC9	HAROT 2.83% MAT	Interest	05/18/2022	HONDA AUTO			2,245.13	2,245.13
39269	COMM	43814WAC9	HAROT 2.83% MAT	Redemption	05/18/2022	HONDA AUTO		501,804.12		501,804.12
41321	COMM	43815EAC8	HAROT 0.41% MAT	Interest	05/18/2022	HONDA AUTO			6,150.01	6,150.01
41321	COMM	43815EAC8	HAROT 0.41% MAT	Redemption	05/18/2022	HONDA AUTO		442,198.96		442,198.96
Totals for 05/18/2022							581,483,700.05	500,944,003.08	121,936.81	-80,417,760.16
42191	COMM	SYS42191	BCREPO 0.75% MAT	Purchase	05/19/2022	BARCLAYS CAPITAL	200,000,000.00			-200,000,000.00
42185	COMM	16536JEL7	CHES DISC NOTE	Purchase	05/19/2022	CHESHAM FINANCE	49,998,861.11			-49,998,861.11
42186	COMM	16536JEL7	CHES DISC NOTE	Purchase	05/19/2022	CHESHAM FINANCE	74,998,291.67			-74,998,291.67
42187	COMM	3137F4CY6	FHLMCM 2.92% MAT	Purchase	05/19/2022	FHLMC Multi-Family	24,948,461.86			-24,948,461.86
42188	COMM	3140HV6S8	FNMM 2.19% MAT	Purchase	05/19/2022	FNMA Multi-Family	28,992,225.00			-28,992,225.00
42189	COMM	5148X1EL3	LANDES DISC NOTE	Purchase	05/19/2022	LANDES	124,997,152.78			-124,997,152.78
42190	COMM	63873KEL7	NATXNY DISC NOTE	Purchase	05/19/2022	Natixis NY Branch	49,998,888.89			-49,998,888.89
42177	COMM	16536JEK9	CHES DISC NOTE	Redemption	05/19/2022	CHESHAM FINANCE		50,000,000.00		50,000,000.00
42178	COMM	16536JEK9	CHES DISC NOTE	Redemption	05/19/2022	CHESHAM FINANCE		75,000,000.00		75,000,000.00
42179	COMM	5148X1EK5	LANDES DISC NOTE	Redemption	05/19/2022	LANDES		125,000,000.00		125,000,000.00

SANTA CLARA COUNTY INVESTMENTS
Transaction Activity Report
Sorted by Transaction Date - Transaction Date

Investment #	Fund	CUSIP	Inv Descrip	TransactionType	TransactionDate	Issuer	New Principal	Principal Paydowns	Interest	Total Cash
42180	COMM	63873KEK9	NATXNY DISC NOTE	Redemption	05/19/2022	Natixis NY Branch		50,000,000.00		50,000,000.00
42181	COMM	SYS42181	BCREPO 0.75% MAT	Redemption	05/19/2022	BARCLAYS CAPITAL		200,000,000.00		200,000,000.00
40502	COMM	3130AJLA5	FEDERAL HOME	Interest	05/19/2022	FHLB NOTES			18,750.00	18,750.00
42181	COMM	SYS42181	BCREPO 0.75% MAT	Interest	05/19/2022	BARCLAYS CAPITAL			4,166.68	4,166.68
Totals for 05/19/2022							553,933,881.31	500,000,000.00	22,916.68	-53,910,964.63
42196	COMM	SYS42196	BCREPO 0.75% MAT	Purchase	05/20/2022	BARCLAYS CAPITAL	200,000,000.00			-200,000,000.00
42192	COMM	16536JEP8	CHES DISC NOTE	Purchase	05/20/2022	CHESHAM FINANCE	49,996,583.33			-49,996,583.33
42193	COMM	16536JEP8	CHES DISC NOTE	Purchase	05/20/2022	CHESHAM FINANCE	74,994,875.00			-74,994,875.00
42194	COMM	5148X1EP4	LANDES DISC NOTE	Purchase	05/20/2022	LANDES	124,991,458.33			-124,991,458.33
42195	COMM	63873KEP8	NATXNY DISC NOTE	Purchase	05/20/2022	Natixis NY Branch	49,996,666.67			-49,996,666.67
41471	COMM	86564G3T6	SUMITOMO MITSUI	Redemption	05/20/2022	SUMITOMO MITSUI		50,000,000.00		50,000,000.00
41522	COMM	1247P3EL2	CAFCO ZERO CPN	Redemption	05/20/2022	CAFCO LLC		25,000,000.00		25,000,000.00
42185	COMM	16536JEL7	CHES DISC NOTE	Redemption	05/20/2022	CHESHAM FINANCE		50,000,000.00		50,000,000.00
42186	COMM	16536JEL7	CHES DISC NOTE	Redemption	05/20/2022	CHESHAM FINANCE		75,000,000.00		75,000,000.00
42189	COMM	5148X1EL3	LANDES DISC NOTE	Redemption	05/20/2022	LANDES		125,000,000.00		125,000,000.00
42190	COMM	63873KEL7	NATXNY DISC NOTE	Redemption	05/20/2022	Natixis NY Branch		50,000,000.00		50,000,000.00
42191	COMM	SYS42191	BCREPO 0.75% MAT	Redemption	05/20/2022	BARCLAYS CAPITAL		200,000,000.00		200,000,000.00
41471	COMM	86564G3T6	SUMITOMO MITSUI	Interest	05/20/2022	SUMITOMO MITSUI			57,222.22	57,222.22
42191	COMM	SYS42191	BCREPO 0.75% MAT	Interest	05/20/2022	BARCLAYS CAPITAL			4,166.66	4,166.66
39612	COMM	92349GAA9	VERIZON OWNER	Interest	05/20/2022	VERIZON OWNER			14,878.33	14,878.33
39612	COMM	92349GAA9	VERIZON OWNER	Redemption	05/20/2022	VERIZON OWNER		1,691,226.74		1,691,226.74
39920	COMM	92348AAA3	VZOT 1.94% MAT	Interest	05/20/2022	VERIZON OWNER			18,061.18	18,061.18
39920	COMM	92348AAA3	VZOT 1.94% MAT	Redemption	05/20/2022	VERIZON OWNER		1,554,927.50		1,554,927.50
40512	COMM	36259PAD8	GMALT 0.8% MAT	Interest	05/20/2022	GM Fin'cl Auto Leasi			537.51	537.51
40512	COMM	36259PAD8	GMALT 0.8% MAT	Redemption	05/20/2022	GM Fin'cl Auto Leasi		185,121.07		185,121.07
40549	COMM	92290BAA9	VERIZON OWNER	Interest	05/20/2022	VERIZON OWNER			11,456.26	11,456.26
40549	COMM	92290BAA9	VERIZON OWNER	Redemption	05/20/2022	VERIZON OWNER		955,895.86		955,895.86
40623	COMM	362569AC9	GMALT 0.45% MAT	Interest	05/20/2022	GM Fin'cl Auto Leasi			2,208.82	2,208.82
40623	COMM	362569AC9	GMALT 0.45% MAT	Redemption	05/20/2022	GM Fin'cl Auto Leasi		980,475.97		980,475.97
40712	COMM	92348CAA9	VZOT 0.41% MAT	Interest	05/20/2022	VERIZON OWNER			7,004.17	7,004.17
40712	COMM	92348CAA9	VZOT 0.41% MAT	Redemption	05/20/2022	VERIZON OWNER		611,413.60		611,413.60
40801	COMM	92868VAC3	VWALT 0.39% MAT	Interest	05/20/2022	Volkswagen Auto			2,437.50	2,437.50
40801	COMM	92868VAC3	VWALT 0.39% MAT	Redemption	05/20/2022	Volkswagen Auto		361,522.59		361,522.59
40964	COMM	36261RAC2	GMALT 0.26% MAT	Interest	05/20/2022	GM Fin'cl Auto Leasi			1,787.51	1,787.51
40964	COMM	36261RAC2	GMALT 0.26% MAT	Redemption	05/20/2022	GM Fin'cl Auto Leasi		394,072.89		394,072.89
41089	COMM	89238EAC0	TLOT 0.39% MAT	Interest	05/20/2022	Toyota Lease Owner			4,225.00	4,225.00
41089	COMM	89238EAC0	TLOT 0.39% MAT	Redemption	05/20/2022	Toyota Lease Owner		545,283.34		545,283.34
41207	COMM	80286DAC2	SRT 0.51% MAT	Interest	05/20/2022	Santander Retail Aut			6,566.25	6,566.25
41207	COMM	80286DAC2	SRT 0.51% MAT	Redemption	05/20/2022	Santander Retail Aut		576,152.15		576,152.15
41391	COMM	80286CAC4	SRT 0.5% MAT	Interest	05/20/2022	Santander Retail Aut			3,125.00	3,125.00

SANTA CLARA COUNTY INVESTMENTS
Transaction Activity Report
Sorted by Transaction Date - Transaction Date

Investment #	Fund	CUSIP	Inv Descrip	TransactionType	TransactionDate	Issuer	New Principal	Principal Paydowns	Interest	Total Cash
41391	COMM	80286CAC4	SRT 0.5% MAT	Redemption	05/20/2022	Santander Retail Aut		222,549.36		222,549.36
41780	COMM	92348KAL7	VZMT 1.04% MAT	Interest	05/20/2022	VERIZON MASTER			18,200.01	18,200.01
41780	COMM	92348KAL7	VZMT 1.04% MAT	Redemption	05/20/2022	VERIZON MASTER		373,357.06		373,357.06
41867	COMM	89238LAC4	TLOT 1.96% MAT	Interest	05/20/2022	Toyota Lease Owner			31,033.33	31,033.33
41867	COMM	89238LAC4	TLOT 1.96% MAT	Redemption	05/20/2022	Toyota Lease Owner		553,073.05		553,073.05
42119	COMM	23292GAC7	DLLST 3.4% MAT	Interest	05/20/2022	DLLST			17,377.78	17,377.78
42119	COMM	23292GAC7	DLLST 3.4% MAT	Redemption	05/20/2022	DLLST		324,501.01		324,501.01
Totals for 05/20/2022							499,979,583.33	584,329,572.19	200,287.53	84,550,276.39
42201	COMM	SYS42201	BCREPO 0.75% MAT	Purchase	05/23/2022	BARCLAYS CAPITAL	200,000,000.00			-200,000,000.00
42197	COMM	16536JEQ6	CHES DISC NOTE	Purchase	05/23/2022	CHESHAM FINANCE	49,998,861.11			-49,998,861.11
42198	COMM	16536JEQ6	CHES DISC NOTE	Purchase	05/23/2022	CHESHAM FINANCE	74,998,291.67			-74,998,291.67
42199	COMM	5148X1EQ2	LANDES DISC NOTE	Purchase	05/23/2022	LANDES	124,997,152.78			-124,997,152.78
42200	COMM	63873KEQ6	NATXNY DISC NOTE	Purchase	05/23/2022	Natixis NY Branch	49,998,888.89			-49,998,888.89
42192	COMM	16536JEP8	CHES DISC NOTE	Redemption	05/23/2022	CHESHAM FINANCE		50,000,000.00		50,000,000.00
42193	COMM	16536JEP8	CHES DISC NOTE	Redemption	05/23/2022	CHESHAM FINANCE		75,000,000.00		75,000,000.00
42194	COMM	5148X1EP4	LANDES DISC NOTE	Redemption	05/23/2022	LANDES		125,000,000.00		125,000,000.00
42195	COMM	63873KEP8	NATXNY DISC NOTE	Redemption	05/23/2022	Natixis NY Branch		50,000,000.00		50,000,000.00
42196	COMM	SYS42196	BCREPO 0.75% MAT	Redemption	05/23/2022	BARCLAYS CAPITAL		200,000,000.00		200,000,000.00
41697	COMM	3133ENJB7	FFCB FLT MAT	Interest	05/23/2022	FFCB NOTES			41,500.00	41,500.00
42196	COMM	SYS42196	BCREPO 0.75% MAT	Interest	05/23/2022	BARCLAYS CAPITAL			12,499.99	12,499.99
39582	COMM	43815MAC0	HAROT 2.52% MAT	Interest	05/23/2022	HONDA AUTO			6,263.29	6,263.29
39582	COMM	43815MAC0	HAROT 2.52% MAT	Redemption	05/23/2022	HONDA AUTO		713,960.71		713,960.71
40346	COMM	43813RAC1	HAROT 1.61% MAT	Interest	05/23/2022	HONDA AUTO			13,740.90	13,740.90
40346	COMM	43813RAC1	HAROT 1.61% MAT	Redemption	05/23/2022	HONDA AUTO		920,872.92		920,872.92
40965	COMM	43813GAC5	HAROT 0.27% MAT	Interest	05/23/2022	HONDA AUTO			2,643.75	2,643.75
40965	COMM	43813GAC5	HAROT 0.27% MAT	Redemption	05/23/2022	HONDA AUTO		354,061.70		354,061.70
41554	COMM	43815GAC3	HAROT 0.88% MAT	Interest	05/23/2022	HONDA AUTO			10,266.66	10,266.66
41554	COMM	43815GAC3	HAROT 0.88% MAT	Redemption	05/23/2022	HONDA AUTO		319,822.41		319,822.41
41717	COMM	43815MAD8	HAROT 2.54% MAT	Interest	05/23/2022	HONDA AUTO			7,450.67	7,450.67
41717	COMM	43815MAD8	HAROT 2.54% MAT	Redemption	05/23/2022	HONDA AUTO		116,429.46		116,429.46
Totals for 05/23/2022							499,993,194.45	502,425,147.20	94,365.26	2,526,318.01
42202	COMM	02582JJT8	AMXCA 3.39% MAT	Purchase	05/24/2022	American Express	34,992,258.00			-34,992,258.00
42208	COMM	SYS42208	BCREPO 0.75% MAT	Purchase	05/24/2022	BARCLAYS CAPITAL	200,000,000.00			-200,000,000.00
42203	COMM	16536JER4	CHES DISC NOTE	Purchase	05/24/2022	CHESHAM FINANCE	49,998,861.11			-49,998,861.11
42204	COMM	16536JER4	CHES DISC NOTE	Purchase	05/24/2022	CHESHAM FINANCE	74,998,291.67			-74,998,291.67
42205	COMM	3137FMD25	FHLMCM 2.875% MAT	Purchase	05/24/2022	FHLMC Multi-Family	19,820,844.65			-19,820,844.65
42206	COMM	5148X1ER0	LANDES DISC NOTE	Purchase	05/24/2022	LANDES	124,997,152.78			-124,997,152.78
42207	COMM	63873KER4	NATXNY DISC NOTE	Purchase	05/24/2022	Natixis NY Branch	49,998,888.89			-49,998,888.89
41996	COMM	313385XE1	FHDN DISC NOTE	Redemption	05/24/2022	FHLB DISCOUNT		100,000,000.00		100,000,000.00

SANTA CLARA COUNTY INVESTMENTS
Transaction Activity Report
Sorted by Transaction Date - Transaction Date

Investment #	Fund	CUSIP	Inv Descrip	TransactionType	TransactionDate	Issuer	New Principal	Principal Paydowns	Interest	Total Cash
42197	COMM	16536JEU6	CHES DISC NOTE	Redemption	05/24/2022	CHESHAM FINANCE		50,000,000.00		50,000,000.00
42198	COMM	16536JEU6	CHES DISC NOTE	Redemption	05/24/2022	CHESHAM FINANCE		75,000,000.00		75,000,000.00
42199	COMM	5148X1EQ2	LANDES DISC NOTE	Redemption	05/24/2022	LANDES		125,000,000.00		125,000,000.00
42200	COMM	63873KEQ6	NATXNY DISC NOTE	Redemption	05/24/2022	Natixis NY Branch		50,000,000.00		50,000,000.00
42201	COMM	SYS42201	BCREPO 0.75% MAT	Redemption	05/24/2022	BARCLAYS CAPITAL		200,000,000.00		200,000,000.00
40773	COMM	459058JM6	IBRD 0.25% MAT	Interest	05/24/2022	INTL BANK RECON &			15,312.50	15,312.50
42201	COMM	SYS42201	BCREPO 0.75% MAT	Interest	05/24/2022	BARCLAYS CAPITAL			4,166.67	4,166.67
Totals for 05/24/2022							554,806,297.10	600,000,000.00	19,479.17	45,213,182.07
42213	COMM	SYS42213	BCREPO 0.75% MAT	Purchase	05/25/2022	BARCLAYS CAPITAL	200,000,000.00			-200,000,000.00
42209	COMM	16536JES2	CHES DISC NOTE	Purchase	05/25/2022	CHESHAM FINANCE	49,998,861.11			-49,998,861.11
42210	COMM	16536JES2	CHES DISC NOTE	Purchase	05/25/2022	CHESHAM FINANCE	74,998,291.67			-74,998,291.67
42211	COMM	5148X1ES8	LANDES DISC NOTE	Purchase	05/25/2022	LANDES	124,997,152.78			-124,997,152.78
42212	COMM	63873KES2	NATXNY DISC NOTE	Purchase	05/25/2022	Natixis NY Branch	49,998,888.89			-49,998,888.89
42214	COMM	92348KAP8	VZMT 3.01% MAT	Purchase	05/25/2022	VERIZON MASTER	33,499,025.15			-33,499,025.15
39609	COMM	3138LGF8	FNMA 2.15% MAT	Redemption	05/25/2022	FNMA Multi-Family		0.01		0.01
39844	COMM	3138LORM5	FNMA 2.135% MAT	Redemption	05/25/2022	FNMA Multi-Family		0.02		0.02
40293	COMM	3138LORC7	FNMA 2.35% MAT	Redemption	05/25/2022	FNMA Multi-Family		0.01		0.01
40517	COMM	3138LORM5A	FNMA 2.135% MAT	Redemption	05/25/2022	FNMA Multi-Family		0.01		0.01
42203	COMM	16536JER4	CHES DISC NOTE	Redemption	05/25/2022	CHESHAM FINANCE		50,000,000.00		50,000,000.00
42204	COMM	16536JER4	CHES DISC NOTE	Redemption	05/25/2022	CHESHAM FINANCE		75,000,000.00		75,000,000.00
42206	COMM	5148X1ER0	LANDES DISC NOTE	Redemption	05/25/2022	LANDES		125,000,000.00		125,000,000.00
42207	COMM	63873KER4	NATXNY DISC NOTE	Redemption	05/25/2022	Natixis NY Branch		50,000,000.00		50,000,000.00
42208	COMM	SYS42208	BCREPO 0.75% MAT	Redemption	05/25/2022	BARCLAYS CAPITAL		200,000,000.00		200,000,000.00
42208	COMM	SYS42208	BCREPO 0.75% MAT	Interest	05/25/2022	BARCLAYS CAPITAL			4,166.68	4,166.68
38387	COMM	3137AYCE9		Interest	05/25/2022	FHLMC Multi-Family			42,504.40	42,504.40
38387	COMM	3137AYCE9		Redemption	05/25/2022	FHLMC Multi-Family		50,586.60		50,586.60
38391	COMM	3137AYCE9		Interest	05/25/2022	FHLMC Multi-Family			15,939.15	15,939.15
38391	COMM	3137AYCE9		Redemption	05/25/2022	FHLMC Multi-Family		18,969.98		18,969.98
38465	COMM	3137AWQH1	FHLMCM 2.307%	Interest	05/25/2022	FHLMC Multi-Family			9,905.05	9,905.05
38465	COMM	3137AWQH1	FHLMCM 2.307%	Redemption	05/25/2022	FHLMC Multi-Family		148,479.17		148,479.17
38643	COMM	3137B36J2	FHLMCM 3.32% MAT	Interest	05/25/2022	FHLMC Multi-Family			53,091.46	53,091.46
38643	COMM	3137B36J2	FHLMCM 3.32% MAT	Redemption	05/25/2022	FHLMC Multi-Family		50,805.60		50,805.60
38666	COMM	3137AYCE9		Interest	05/25/2022	FHLMC Multi-Family			24,960.71	24,960.71
38666	COMM	3137AYCE9		Redemption	05/25/2022	FHLMC Multi-Family		29,706.98		29,706.98
38744	COMM	3137AYCE9		Interest	05/25/2022	FHLMC Multi-Family			42,504.40	42,504.40
38744	COMM	3137AYCE9		Redemption	05/25/2022	FHLMC Multi-Family		50,586.60		50,586.60
38854	COMM	3137B4WB8	FHLMCM 3.06% MAT	Interest	05/25/2022	FHLMC Multi-Family			12,176.25	12,176.25
38854	COMM	3137B4WB8	FHLMCM 3.06% MAT	Redemption	05/25/2022	FHLMC Multi-Family		315,379.10		315,379.10
38864	COMM	3137B5JM6	FHLMCM 3.531%	Interest	05/25/2022	FHLMC Multi-Family			29,425.00	29,425.00
38864	COMM	3137B5JM6	FHLMCM 3.531%	Redemption	05/25/2022	FHLMC Multi-Family		668,574.49		668,574.49

SANTA CLARA COUNTY INVESTMENTS
Transaction Activity Report
 Sorted by Transaction Date - Transaction Date

Investment #	Fund	CUSIP	Inv Descrip	TransactionType	TransactionDate	Issuer	New Principal	Principal Paydowns	Interest	Total Cash
38945	COMM	3137B3NA2	FHLMC REMIC	Interest	05/25/2022	FHLMC Multi-Family			29,034.24	29,034.24
38945	COMM	3137B3NA2	FHLMC REMIC	Redemption	05/25/2022	FHLMC Multi-Family		104,869.76		104,869.76
39026	COMM	3137B5KW2	FHLMCM 3.458%	Interest	05/25/2022	FHLMC Multi-Family			28,816.67	28,816.67
39026	COMM	3137B5KW2	FHLMCM 3.458%	Redemption	05/25/2022	FHLMC Multi-Family		629,011.27		629,011.27
39295	COMM	3137B04Y7	FHLMCM 2.615%	Interest	05/25/2022	FHLMC Multi-Family			58,837.51	58,837.51
39295	COMM	3137B04Y7	FHLMCM 2.615%	Redemption	05/25/2022	FHLMC Multi-Family		2,773,376.05		2,773,376.05
39319	COMM	3138LGKH8	FNMAM 2.47% MAT	Interest	05/25/2022	FNMA Multi-Family			51,458.33	51,458.33
39319	COMM	3138LGKH8	FNMAM 2.47% MAT	Redemption	05/25/2022	FNMA Multi-Family		1,268,598.24		1,268,598.24
39457	COMM	3138EKX67	FNMAM 2.537% MAT	Interest	05/25/2022	FNMA Multi-Family			5,644.23	5,644.23
39457	COMM	3138EKX67	FNMAM 2.537% MAT	Redemption	05/25/2022	FNMA Multi-Family		7,595.21		7,595.21
39587	COMM	3138LEYD7	FNMAM 1.97% MAT	Interest	05/25/2022	FNMA Multi-Family			29,255.83	29,255.83
39587	COMM	3138LEYD7	FNMAM 1.97% MAT	Redemption	05/25/2022	FNMA Multi-Family		34,666.50		34,666.50
39609	COMM	3138LGFF8	FNMAM 2.15% MAT	Interest	05/25/2022	FNMA Multi-Family			8,958.33	8,958.33
39609	COMM	3138LGFF8	FNMAM 2.15% MAT	Redemption	05/25/2022	FNMA Multi-Family		4,999,999.99		4,999,999.99
39609	COMM	3138LGFF8	FNMAM 2.15% MAT	Interest	05/25/2022	FNMA Multi-Family				0.00
39609	COMM	3138LGFF8	FNMAM 2.15% MAT	Redemption	05/25/2022	FNMA Multi-Family				0.00
39632	COMM	3138L2BU0	FNMAM 2.31% MAT	Interest	05/25/2022	FNMA Multi-Family			12,306.82	12,306.82
39632	COMM	3138L2BU0	FNMAM 2.31% MAT	Redemption	05/25/2022	FNMA Multi-Family		14,733.68		14,733.68
39654	COMM	3137BP4J5	FNMAM 2.446% MAT	Interest	05/25/2022	FHLMC Multi-Family			29,380.77	29,380.77
39654	COMM	3137BP4J5	FNMAM 2.446% MAT	Redemption	05/25/2022	FHLMC Multi-Family		289,280.64		289,280.64
39734	COMM	3138LOU90	FNMAM 2.59% MAT	Interest	05/25/2022	FNMA Multi-Family			10,791.67	10,791.67
39734	COMM	3138LOU90	FNMAM 2.59% MAT	Redemption	05/25/2022	FNMA Multi-Family		1,033,754.27		1,033,754.27
39844	COMM	3138L0RM5	FNMAM 2.135% MAT	Interest	05/25/2022	FNMA Multi-Family			14,610.61	14,610.61
39844	COMM	3138L0RM5	FNMAM 2.135% MAT	Redemption	05/25/2022	FNMA Multi-Family		8,212,055.80		8,212,055.80
39844	COMM	3138L0RM5	FNMAM 2.135% MAT	Interest	05/25/2022	FNMA Multi-Family				0.00
39844	COMM	3138L0RM5	FNMAM 2.135% MAT	Redemption	05/25/2022	FNMA Multi-Family				0.00
39861	COMM	05588CAC6	BMWOT 1.92% MAT	Interest	05/25/2022	BMW VEHICLE			6,355.23	6,355.23
39861	COMM	05588CAC6	BMWOT 1.92% MAT	Redemption	05/25/2022	BMW VEHICLE		685,334.60		685,334.60
40056	COMM	3136A9MN5	FNMAM 2.301% MAT	Interest	05/25/2022	FNMA Multi-Family			7,804.03	7,804.03
40056	COMM	3136A9MN5	FNMAM 2.301% MAT	Redemption	05/25/2022	FNMA Multi-Family		823,047.15		823,047.15
40293	COMM	3138L0RC7	FNMAM 2.35% MAT	Interest	05/25/2022	FNMA Multi-Family			12,467.41	12,467.41
40293	COMM	3138L0RC7	FNMAM 2.35% MAT	Redemption	05/25/2022	FNMA Multi-Family		6,366,338.42		6,366,338.42
40293	COMM	3138L0RC7	FNMAM 2.35% MAT	Interest	05/25/2022	FNMA Multi-Family				0.00
40293	COMM	3138L0RC7	FNMAM 2.35% MAT	Redemption	05/25/2022	FNMA Multi-Family				0.00
40385	COMM	3137BUWM6	FHLMCM 2.932%	Interest	05/25/2022	FHLMC Multi-Family			11,704.94	11,704.94
40385	COMM	3137BUWM6	FHLMCM 2.932%	Redemption	05/25/2022	FHLMC Multi-Family		8,077.77		8,077.77
40390	COMM	3137BHCY1	FHLMCM 2.811%	Interest	05/25/2022	FHLMC Multi-Family			20,855.12	20,855.12
40390	COMM	3137BHCY1	FHLMCM 2.811%	Redemption	05/25/2022	FHLMC Multi-Family		15,780.90		15,780.90
40511	COMM	3136AXVB8	FNMAM 2.646% MAT	Interest	05/25/2022	FNMA Multi-Family			33,441.71	33,441.71
40511	COMM	3136AXVB8	FNMAM 2.646% MAT	Redemption	05/25/2022	FNMA Multi-Family		12,995.74		12,995.74

SANTA CLARA COUNTY INVESTMENTS
Transaction Activity Report
Sorted by Transaction Date - Transaction Date

Investment #	Fund	CUSIP	Inv Descrip	TransactionType	TransactionDate	Issuer	New Principal	Principal Paydowns	Interest	Total Cash
40517	COMM	3138LORM5A	FNMAM 2.135% MAT	Interest	05/25/2022	FNMA Multi-Family			1,503.21	1,503.21
40517	COMM	3138LORM5A	FNMAM 2.135% MAT	Redemption	05/25/2022	FNMA Multi-Family		844,894.19		844,894.19
40517	COMM	3138LORM5A	FNMAM 2.135% MAT	Interest	05/25/2022	FNMA Multi-Family				0.00
40517	COMM	3138LORM5A	FNMAM 2.135% MAT	Redemption	05/25/2022	FNMA Multi-Family				0.00
40526	COMM	3137BSP64	FHLMCM 2.34% MAT	Interest	05/25/2022	FHLMC Multi-Family			27,870.98	27,870.98
40526	COMM	3137BSP64	FHLMCM 2.34% MAT	Redemption	05/25/2022	FHLMC Multi-Family		214,089.60		214,089.60
40530	COMM	09661RAD3	BMWOT 0.48% MAT	Interest	05/25/2022	BMW VEHICLE			2,241.92	2,241.92
40530	COMM	09661RAD3	BMWOT 0.48% MAT	Redemption	05/25/2022	BMW VEHICLE		476,896.68		476,896.68
40539	COMM	3137BKGH7	FHLMCM 2.712% MAT	Interest	05/25/2022	FHLMC Multi-Family			8,227.41	8,227.41
40539	COMM	3137BKGH7	FHLMCM 2.712% MAT	Redemption	05/25/2022	FHLMC Multi-Family		123,616.78		123,616.78
40540	COMM	3137FUZN7	FHLMCM 0.526% MAT	Interest	05/25/2022	FHLMC Multi-Family			1,142.31	1,142.31
40540	COMM	3137FUZN7	FHLMCM 0.526% MAT	Redemption	05/25/2022	FHLMC Multi-Family		10,946.40		10,946.40
40541	COMM	3138L7CU8	FNMAM 2.95% MAT	Interest	05/25/2022	FNMA Multi-Family			47,101.63	47,101.63
40541	COMM	3138L7CU8	FNMAM 2.95% MAT	Redemption	05/25/2022	FNMA Multi-Family		41,198.20		41,198.20
40630	COMM	3138LJWY2	FHLMCM 2.8% MAT	Interest	05/25/2022	FHLMC Multi-Family			30,235.03	30,235.03
40630	COMM	3138LJWY2	FHLMCM 2.8% MAT	Redemption	05/25/2022	FHLMC Multi-Family		24,220.68		24,220.68
40638	COMM	3137BYLE8	FHLMCM 2.7% MAT	Interest	05/25/2022	FHLMC Multi-Family			14,962.50	14,962.50
40638	COMM	3137BYLE8	FHLMCM 2.7% MAT	Redemption	05/25/2022	FHLMC Multi-Family		196,736.30		196,736.30
40743	COMM	3136AY6S7	FNMAM FRN MAT	Interest	05/25/2022	FNMA Multi-Family			38,333.86	38,333.86
40743	COMM	3136AY6S7	FNMAM FRN MAT	Redemption	05/25/2022	FNMA Multi-Family		13,690.75		13,690.75
40784	COMM	3137F72W4	FHLMCM 0.39025% MAT	Interest	05/25/2022	FHLMC Multi-Family			4,670.90	4,670.90
40784	COMM	3137F72W4	FHLMCM 0.39025% MAT	Redemption	05/25/2022	FHLMC Multi-Family		1,585,627.36		1,585,627.36
40812	COMM	3132XFFH6	FHLMCM 0.77% MAT	Interest	05/25/2022	FHLMC Multi-Family			28,875.00	28,875.00
40812	COMM	3132XFFH6	FHLMCM 0.77% MAT	Redemption	05/25/2022	FHLMC Multi-Family		1,192,581.22		1,192,581.22
40905	COMM	3138LEC33	FNMAM 2.38% MAT	Interest	05/25/2022	FNMA Multi-Family			19,579.25	19,579.25
40905	COMM	3138LEC33	FNMAM 2.38% MAT	Redemption	05/25/2022	FNMA Multi-Family		14,958.70		14,958.70
40976	COMM	3137FATE8	FHLMCM 2.982% MAT	Interest	05/25/2022	FHLMC Multi-Family			74,550.00	74,550.00
40976	COMM	3137FATE8	FHLMCM 2.982% MAT	Redemption	05/25/2022	FHLMC Multi-Family		1,240,433.23		1,240,433.23
40983	COMM	3137FF3W5	FHLMCM 0.602% MAT	Interest	05/25/2022	FHLMC Multi-Family			2,076.43	2,076.43
40983	COMM	3137FF3W5	FHLMCM 0.602% MAT	Redemption	05/25/2022	FHLMC Multi-Family		13,040.49		13,040.49
40990	COMM	05591RAC8	BMWLT 0.29% MAT	Interest	05/25/2022	BMW VEHICLE			2,924.17	2,924.17
40990	COMM	05591RAC8	BMWLT 0.29% MAT	Redemption	05/25/2022	BMW VEHICLE		602,023.72		602,023.72
41026	COMM	3137BVYN0	FHLMCM 3.035% MAT	Interest	05/25/2022	FHLMC Multi-Family			24,828.80	24,828.80
41026	COMM	3137BVYN0	FHLMCM 3.035% MAT	Redemption	05/25/2022	FHLMC Multi-Family		13,797.74		13,797.74
41131	COMM	3137BYLE8	FHLMCM 2.7% MAT	Interest	05/25/2022	FHLMC Multi-Family			11,250.00	11,250.00
41131	COMM	3137BYLE8	FHLMCM 2.7% MAT	Redemption	05/25/2022	FHLMC Multi-Family		147,077.21		147,077.21
41133	COMM	3137FYZG4	FHLMCM 0.861% MAT	Interest	05/25/2022	FHLMC Multi-Family			5,016.14	5,016.14
41133	COMM	3137FYZG4	FHLMCM 0.861% MAT	Redemption	05/25/2022	FHLMC Multi-Family		835.59		835.59
41164	COMM	3137FPJ55	FHLMCM 2.606% MAT	Interest	05/25/2022	FHLMC Multi-Family			44,910.07	44,910.07
41164	COMM	3137FPJ55	FHLMCM 2.606% MAT	Redemption	05/25/2022	FHLMC Multi-Family		437,711.70		437,711.70

SANTA CLARA COUNTY INVESTMENTS
Transaction Activity Report
 Sorted by Transaction Date - Transaction Date

Investment #	Fund	CUSIP	Inv Descrip	TransactionType	TransactionDate	Issuer	New Principal	Principal Paydowns	Interest	Total Cash
41192	COMM	3137FBAB2	FHLMCM 3.038%	Interest	05/25/2022	FHLMC Multi-Family			25,316.67	25,316.67
41192	COMM	3137FBAB2	FHLMCM 3.038%	Redemption	05/25/2022	FHLMC Multi-Family		208,546.31		208,546.31
41200	COMM	3140HWXG2	FNMAM 2.47% MAT	Interest	05/25/2022	FNMA Multi-Family			9,868.35	9,868.35
41200	COMM	3140HWXG2	FNMAM 2.47% MAT	Redemption	05/25/2022	FNMA Multi-Family		7,934.25		7,934.25
41222	COMM	3137H14A1	FHLMCM 0.854%	Interest	05/25/2022	FHLMC Multi-Family			13,770.76	13,770.76
41222	COMM	3137H14A1	FHLMCM 0.854%	Redemption	05/25/2022	FHLMC Multi-Family		13,043.25		13,043.25
41228	COMM	3136AUG21	FNMAM 2.49552%	Interest	05/25/2022	FNMA Multi-Family			41,377.53	41,377.53
41228	COMM	3136AUG21	FNMAM 2.49552%	Redemption	05/25/2022	FNMA Multi-Family		27,566.00		27,566.00
41319	COMM	3132XFD47	FHLMCM 2.1% MAT	Interest	05/25/2022	FHLMC Multi-Family			26,250.00	26,250.00
41319	COMM	3132XFD47	FHLMCM 2.1% MAT	Redemption	05/25/2022	FHLMC Multi-Family		343,460.39		343,460.39
41368	COMM	09690AAD5	BMWLT 0.43% MAT	Interest	05/25/2022	BMW VEHICLE			9,316.66	9,316.66
41368	COMM	09690AAD5	BMWLT 0.43% MAT	Redemption	05/25/2022	BMW VEHICLE		794,066.40		794,066.40
41491	COMM	3138LNKZ3	FNMAM 3.44% MAT	Interest	05/25/2022	FNMA Multi-Family			7,524.07	7,524.07
41491	COMM	3138LNKZ3	FNMAM 3.44% MAT	Redemption	05/25/2022	FNMA Multi-Family		3,723.25		3,723.25
41524	COMM	3133LJAN1	FHLM 1.5% MAT	Interest	05/25/2022	FHLMC Single Family			18,658.57	18,658.57
41524	COMM	3133LJAN1	FHLM 1.5% MAT	Redemption	05/25/2022	FHLMC Single Family		182,655.57		182,655.57
41525	COMM	3140QMQJ6	FNMAP 1.5% MAT	Interest	05/25/2022	FNMA Single Family			17,777.59	17,777.59
41525	COMM	3140QMQJ6	FNMAP 1.5% MAT	Redemption	05/25/2022	FNMA Single Family		291,037.20		291,037.20
41526	COMM	3140XDHF6	FNMAP 1.5% MAT	Interest	05/25/2022	FNMA Single Family			30,498.67	30,498.67
41526	COMM	3140XDHF6	FNMAP 1.5% MAT	Redemption	05/25/2022	FNMA Single Family		298,152.95		298,152.95
41675	COMM	3133LPUA3	FHLMC 1.5% MAT	Interest	05/25/2022	FHLMC Single Family			26,365.70	26,365.70
41675	COMM	3133LPUA3	FHLMC 1.5% MAT	Redemption	05/25/2022	FHLMC Single Family		256,718.44		256,718.44
41676	COMM	31418EAD2	FNMAP 1.5% MAT	Interest	05/25/2022	FNMA Single Family			23,622.49	23,622.49
41676	COMM	31418EAD2	FNMAP 1.5% MAT	Redemption	05/25/2022	FNMA Single Family		244,863.80		244,863.80
41765	COMM	05601XAC3	BMW VEHICLE	Interest	05/25/2022	BMW VEHICLE			14,895.84	14,895.84
41765	COMM	05601XAC3	BMW VEHICLE	Redemption	05/25/2022	BMW VEHICLE		467,587.87		467,587.87
41791	COMM	3137FQ3Y7	FHLMCM 2.19% MAT	Interest	05/25/2022	FHLMC Multi-Family			35,825.83	35,825.83
41791	COMM	3137FQ3Y7	FHLMCM 2.19% MAT	Redemption	05/25/2022	FHLMC Multi-Family		53,053.70		53,053.70
41803	COMM	3137BEVH4	FHLMC REMIC	Interest	05/25/2022	FHLMC Multi-Family			34,705.70	34,705.70
41803	COMM	3137BEVH4	FHLMC REMIC	Redemption	05/25/2022	FHLMC Multi-Family		495,685.05		495,685.05
41854	COMM	3138LDLP6	FNMAM 2.75% MAT	Interest	05/25/2022	FNMA Multi-Family			24,769.69	24,769.69
41854	COMM	3138LDLP6	FNMAM 2.75% MAT	Redemption	05/25/2022	FNMA Multi-Family		16,782.59		16,782.59
41892	COMM	3137H6LT0	FHLMCM 1.946%	Interest	05/25/2022	FHLMC Multi-Family			51,828.19	51,828.19
41892	COMM	3137H6LT0	FHLMCM 1.946%	Redemption	05/25/2022	FHLMC Multi-Family		46,517.76		46,517.76
42039	COMM	3138LCT54	FNMAM 3.1% MAT	Interest	05/25/2022	FNMA Multi-Family			90,416.67	90,416.67
42039	COMM	3138LCT54	FNMAM 3.1% MAT	Redemption	05/25/2022	FNMA Multi-Family		915,798.95		915,798.95
42039	COMM	3138LCT54	FNMAM 3.1% MAT	Interest	05/25/2022	FNMA Multi-Family			-57,263.89	-57,263.89
42039	COMM	3138LCT54	FNMAM 3.1% MAT	Redemption	05/25/2022	FNMA Multi-Family				0.00
42046	COMM	3137H73W1	FHLMCM 2.75% MAT	Interest	05/25/2022	FHLMC Multi-Family			50,416.67	50,416.67
42046	COMM	3137H73W1	FHLMCM 2.75% MAT	Redemption	05/25/2022	FHLMC Multi-Family		25,391.30		25,391.30

SANTA CLARA COUNTY INVESTMENTS
Transaction Activity Report
Sorted by Transaction Date - Transaction Date

Investment #	Fund	CUSIP	Inv Descrip	TransactionType	TransactionDate	Issuer	New Principal	Principal Paydowns	Interest	Total Cash
42046	COMM	3137H73W1	FHLMCM 2.75% MAT	Interest	05/25/2022	FHLMC Multi-Family			-33,611.11	-33,611.11
42046	COMM	3137H73W1	FHLMCM 2.75% MAT	Redemption	05/25/2022	FHLMC Multi-Family				0.00
42093	COMM	3137F1G44	FHLMCM 3.243%	Interest	05/25/2022	FHLMC Multi-Family			94,587.50	94,587.50
42093	COMM	3137F1G44	FHLMCM 3.243%	Redemption	05/25/2022	FHLMC Multi-Family		712,370.39		712,370.39
42093	COMM	3137F1G44	FHLMCM 3.243%	Interest	05/25/2022	FHLMC Multi-Family			-88,281.67	-88,281.67
42093	COMM	3137F1G44	FHLMCM 3.243%	Redemption	05/25/2022	FHLMC Multi-Family				0.00
Totals for 05/25/2022							533,492,219.60	541,211,936.52	1,465,332.64	9,185,049.56
42220	COMM	SYS42220	BCREPO 0.75% MAT	Purchase	05/26/2022	BARCLAYS CAPITAL	200,000,000.00			-200,000,000.00
42215	COMM	16536JET0	CHES DISC NOTE	Purchase	05/26/2022	CHESHAM FINANCE	49,998,861.11			-49,998,861.11
42216	COMM	16536JET0	CHES DISC NOTE	Purchase	05/26/2022	CHESHAM FINANCE	74,998,291.67			-74,998,291.67
42217	COMM	5148X1ET6	LANDES DISC NOTE	Purchase	05/26/2022	LANDES	124,997,152.78			-124,997,152.78
42218	COMM	63873KET0	NATXNY DISC NOTE	Purchase	05/26/2022	Natixis NY Branch	49,998,888.89			-49,998,888.89
42219	COMM	90327QD89	USAA CAP CORP,	Purchase	05/26/2022	USAA CAPITAL	14,950,950.00			-14,950,950.00
42209	COMM	16536JES2	CHES DISC NOTE	Redemption	05/26/2022	CHESHAM FINANCE		50,000,000.00		50,000,000.00
42210	COMM	16536JES2	CHES DISC NOTE	Redemption	05/26/2022	CHESHAM FINANCE		75,000,000.00		75,000,000.00
42211	COMM	5148X1ES8	LANDES DISC NOTE	Redemption	05/26/2022	LANDES		125,000,000.00		125,000,000.00
42212	COMM	63873KES2	NATXNY DISC NOTE	Redemption	05/26/2022	Natixis NY Branch		50,000,000.00		50,000,000.00
42213	COMM	SYS42213	BCREPO 0.75% MAT	Redemption	05/26/2022	BARCLAYS CAPITAL		200,000,000.00		200,000,000.00
42213	COMM	SYS42213	BCREPO 0.75% MAT	Interest	05/26/2022	BARCLAYS CAPITAL			4,166.68	4,166.68
Totals for 05/26/2022							514,944,144.45	500,000,000.00	4,166.68	-14,939,977.77
42225	COMM	SYS42225	BCREPO 0.75% MAT	Purchase	05/27/2022	BARCLAYS CAPITAL	200,000,000.00			-200,000,000.00
42221	COMM	16536JEX1	CHES DISC NOTE	Purchase	05/27/2022	CHESHAM FINANCE	49,995,444.44			-49,995,444.44
42222	COMM	16536JEX1	CHES DISC NOTE	Purchase	05/27/2022	CHESHAM FINANCE	74,993,166.67			-74,993,166.67
42223	COMM	5148X1EX7	LANDES DISC NOTE	Purchase	05/27/2022	LANDES	124,988,611.10			-124,988,611.10
42224	COMM	63873KEX1	NATXNY DISC NOTE	Purchase	05/27/2022	Natixis NY Branch	49,995,555.56			-49,995,555.56
41337	COMM	46640QET4	JPMSCC ZERO CPN	Redemption	05/27/2022	JP Morgan Securities		50,000,000.00		50,000,000.00
41415	COMM	7426M3ET2	PEFCO ZERO CPN	Redemption	05/27/2022	PRIVATE EXPORT		25,000,000.00		25,000,000.00
41556	COMM	06417MTF2	BNSHOU 0.25% MAT	Redemption	05/27/2022	BANK OF NOVA		75,000,000.00		75,000,000.00
41866	COMM	10924JET3	BHFSTF DISC NOTE	Redemption	05/27/2022	Brighthouse Financia		25,000,000.00		25,000,000.00
42215	COMM	16536JET0	CHES DISC NOTE	Redemption	05/27/2022	CHESHAM FINANCE		50,000,000.00		50,000,000.00
42216	COMM	16536JET0	CHES DISC NOTE	Redemption	05/27/2022	CHESHAM FINANCE		75,000,000.00		75,000,000.00
42217	COMM	5148X1ET6	LANDES DISC NOTE	Redemption	05/27/2022	LANDES		125,000,000.00		125,000,000.00
42218	COMM	63873KET0	NATXNY DISC NOTE	Redemption	05/27/2022	Natixis NY Branch		50,000,000.00		50,000,000.00
42220	COMM	SYS42220	BCREPO 0.75% MAT	Redemption	05/27/2022	BARCLAYS CAPITAL		200,000,000.00		200,000,000.00
40774	COMM	3135G06H1	FNMA 0.25% MAT	Interest	05/27/2022	FNMA NOTES			56,250.00	56,250.00
41556	COMM	06417MTF2	BNSHOU 0.25% MAT	Interest	05/27/2022	BANK OF NOVA			95,833.34	95,833.34
42220	COMM	SYS42220	BCREPO 0.75% MAT	Interest	05/27/2022	BARCLAYS CAPITAL			4,166.66	4,166.66
Totals for 05/27/2022							499,972,777.77	675,000,000.00	156,250.00	175,183,472.23

SANTA CLARA COUNTY INVESTMENTS
Transaction Activity Report
Sorted by Transaction Date - Transaction Date

Investment #	Fund	CUSIP	Inv Descrip	TransactionType	TransactionDate	Issuer	New Principal	Principal Paydowns	Interest	Total Cash
42226	COMM	16536JF10	CHES DISC NOTE	Purchase	05/31/2022	CHESHAM FINANCE	49,998,861.11			-49,998,861.11
42227	COMM	16536JF10	CHES DISC NOTE	Purchase	05/31/2022	CHESHAM FINANCE	74,998,291.67			-74,998,291.67
41610	COMM	47816GEX3	JNJPP DISC NOTE	Redemption	05/31/2022	JOHNSON &		50,000,000.00		50,000,000.00
41951	COMM	89233HEX8	TOYO DISC NOTE	Redemption	05/31/2022	TOYOTA MOTOR		50,000,000.00		50,000,000.00
42221	COMM	16536JEX1	CHES DISC NOTE	Redemption	05/31/2022	CHESHAM FINANCE		50,000,000.00		50,000,000.00
42222	COMM	16536JEX1	CHES DISC NOTE	Redemption	05/31/2022	CHESHAM FINANCE		75,000,000.00		75,000,000.00
42223	COMM	5148X1EX7	LANDES DISC NOTE	Redemption	05/31/2022	LANDES		125,000,000.00		125,000,000.00
42224	COMM	63873KEX1	NATXNY DISC NOTE	Redemption	05/31/2022	Natixis NY Branch		50,000,000.00		50,000,000.00
42225	COMM	SYS42225	BCREPO 0.75% MAT	Redemption	05/31/2022	BARCLAYS CAPITAL		200,000,000.00		200,000,000.00
40506	COMM	3134GVVX3	FEDERAL HOME LN	Interest	05/31/2022	FHLMC NOTES			22,500.00	22,500.00
40783	COMM	3134GXDK7	FEDERAL HOME LN	Interest	05/31/2022	FHLMC NOTES			48,750.00	48,750.00
40831	COMM	3133EMHE5	FEDERAL FARM CR	Interest	05/31/2022	FFCB NOTES			12,937.00	12,937.00
41075	COMM	912828ZT0	UNITED STATES	Interest	05/31/2022	U.S. TREASURY			37,500.00	37,500.00
41550	COMM	912828EX3	UNITED STATES	Interest	05/31/2022	U.S. TREASURY			265,625.00	265,625.00
42225	COMM	SYS42225	BCREPO 0.75% MAT	Interest	05/31/2022	BARCLAYS CAPITAL			16,666.67	16,666.67
Totals for 05/31/2022							124,997,152.78	600,000,000.00	403,978.67	475,406,825.89
42232	COMM	SYS42232	BCREPO 0.75% MAT	Purchase	06/01/2022	BARCLAYS CAPITAL	200,000,000.00			-200,000,000.00
42228	COMM	16536JF28	CHES DISC NOTE	Purchase	06/01/2022	CHESHAM FINANCE	49,998,861.11			-49,998,861.11
42229	COMM	16536JF28	CHES DISC NOTE	Purchase	06/01/2022	CHESHAM FINANCE	74,998,291.67			-74,998,291.67
42234	COMM	3138LD5W9	FNMA 2.625% MAT	Purchase	06/01/2022	FNMA Multi-Family	7,880,625.00			-7,880,625.00
42230	COMM	5148X1F24	LANDES DISC NOTE	Purchase	06/01/2022	LANDES	124,997,152.78			-124,997,152.78
42231	COMM	63873KF28	NATXNY DISC NOTE	Purchase	06/01/2022	Natixis NY Branch	49,998,888.89			-49,998,888.89
42226	COMM	16536JF10	CHES DISC NOTE	Redemption	06/01/2022	CHESHAM FINANCE		50,000,000.00		50,000,000.00
42227	COMM	16536JF10	CHES DISC NOTE	Redemption	06/01/2022	CHESHAM FINANCE		75,000,000.00		75,000,000.00
40805	COMM	3134GXEX8	FEDERAL HOME LN	Interest	06/01/2022	FHLMC NOTES			26,656.25	26,656.25
Totals for 06/01/2022							507,873,819.45	125,000,000.00	26,656.25	-382,847,163.20
42239	COMM	SYS42239	BCREPO 0.75% MAT	Purchase	06/02/2022	BARCLAYS CAPITAL	200,000,000.00			-200,000,000.00
42235	COMM	16536JF36	CHES DISC NOTE	Purchase	06/02/2022	CHESHAM FINANCE	49,998,861.11			-49,998,861.11
42236	COMM	16536JF36	CHES DISC NOTE	Purchase	06/02/2022	CHESHAM FINANCE	74,998,291.67			-74,998,291.67
42237	COMM	5148X1F32	LANDES DISC NOTE	Purchase	06/02/2022	LANDES	124,997,152.78			-124,997,152.78
42238	COMM	63873KF36	NATXNY DISC NOTE	Purchase	06/02/2022	Natixis NY Branch	49,998,888.89			-49,998,888.89
42228	COMM	16536JF28	CHES DISC NOTE	Redemption	06/02/2022	CHESHAM FINANCE		50,000,000.00		50,000,000.00
42229	COMM	16536JF28	CHES DISC NOTE	Redemption	06/02/2022	CHESHAM FINANCE		75,000,000.00		75,000,000.00
42230	COMM	5148X1F24	LANDES DISC NOTE	Redemption	06/02/2022	LANDES		125,000,000.00		125,000,000.00
42231	COMM	63873KF28	NATXNY DISC NOTE	Redemption	06/02/2022	Natixis NY Branch		50,000,000.00		50,000,000.00
42232	COMM	SYS42232	BCREPO 0.75% MAT	Redemption	06/02/2022	BARCLAYS CAPITAL		200,000,000.00		200,000,000.00
40793	COMM	3133EMJH6	FEDERAL FARMS	Interest	06/02/2022	FFCB NOTES			77,166.67	77,166.67
41160	COMM	3130AMRY0	FEDERAL HOME	Interest	06/02/2022	FHLB NOTES			12,500.00	12,500.00
41627	COMM	63873QRK2	NATXNY BRANCH	Interest	06/02/2022	Natixis NY Branch			43,166.65	43,166.65

SANTA CLARA COUNTY INVESTMENTS
Transaction Activity Report
 Sorted by Transaction Date - Transaction Date

Investment #	Fund	CUSIP	Inv Descrip	TransactionType	TransactionDate	Issuer	New Principal	Principal Paydowns	Interest	Total Cash
42232	COMM	SYS42232	BCREPO 0.75% MAT	Interest	06/02/2022	BARCLAYS CAPITAL			4,166.69	4,166.69
34292	COMM	SYS34292	MSTI 0.0%	Interest	06/02/2022	MORGAN STANLEY			1.05	1.05
34292	COMM	SYS34292	MSTI 0.0%	Purchase	06/02/2022	MORGAN STANLEY	1.05			-1.05
37590	COMM	SYS37590	JPM TE 0.44%	Interest	06/02/2022	JP MORGAN US			22,702.12	22,702.12
37590	COMM	SYS37590	JPM TE 0.44%	Purchase	06/02/2022	JP MORGAN US	22,702.12			-22,702.12
40461	COMM	SYS40461	DGCXX 0.0%	Interest	06/02/2022	DREYFUS			6,007.52	6,007.52
40461	COMM	SYS40461	DGCXX 0.0%	Purchase	06/02/2022	DREYFUS	6,007.52			-6,007.52
Totals for 06/02/2022							500,021,905.14	500,000,000.00	165,710.70	143,805.56
42244	COMM	SYS42244	BCREPO 0.75% MAT	Purchase	06/03/2022	BARCLAYS CAPITAL	200,000,000.00			-200,000,000.00
42240	COMM	16536JF69	CHES DISC NOTE	Purchase	06/03/2022	CHESHAM FINANCE	49,996,583.33			-49,996,583.33
42241	COMM	16536JF69	CHES DISC NOTE	Purchase	06/03/2022	CHESHAM FINANCE	74,994,875.00			-74,994,875.00
42245	COMM	3130ANMH0	FEDERAL HOME	Purchase	06/03/2022	FHLB NOTES	9,430,970.38			-9,430,970.38
42242	COMM	5148X1F65	LANDES DISC NOTE	Purchase	06/03/2022	LANDES	124,991,458.33			-124,991,458.33
42243	COMM	63873KF69	NATXNY DISC NOTE	Purchase	06/03/2022	Natixis NY Branch	49,996,666.67			-49,996,666.67
39594	COMM	3133EKNR3	FEDERAL FARM CR	Redemption	06/03/2022	FFCB NOTES		10,000,000.00		10,000,000.00
42235	COMM	16536JF36	CHES DISC NOTE	Redemption	06/03/2022	CHESHAM FINANCE		50,000,000.00		50,000,000.00
42236	COMM	16536JF36	CHES DISC NOTE	Redemption	06/03/2022	CHESHAM FINANCE		75,000,000.00		75,000,000.00
42237	COMM	5148X1F32	LANDES DISC NOTE	Redemption	06/03/2022	LANDES		125,000,000.00		125,000,000.00
42238	COMM	63873KF36	NATXNY DISC NOTE	Redemption	06/03/2022	Natixis NY Branch		50,000,000.00		50,000,000.00
42239	COMM	SYS42239	BCREPO 0.75% MAT	Redemption	06/03/2022	BARCLAYS CAPITAL		200,000,000.00		200,000,000.00
39594	COMM	3133EKNR3	FEDERAL FARM CR	Interest	06/03/2022	FFCB NOTES			110,000.00	110,000.00
40508	COMM	3134GVYX0	FEDERAL HOME LN	Interest	06/03/2022	FHLMC NOTES			25,000.00	25,000.00
40509	COMM	3134GVYX0	FEDERAL HOME LN	Interest	06/03/2022	FHLMC NOTES			25,000.00	25,000.00
42239	COMM	SYS42239	BCREPO 0.75% MAT	Interest	06/03/2022	BARCLAYS CAPITAL			4,166.67	4,166.67
Totals for 06/03/2022							509,410,553.71	510,000,000.00	164,166.67	753,612.96
42250	COMM	SYS42250	BCREPO 0.75% MAT	Purchase	06/06/2022	BARCLAYS CAPITAL	200,000,000.00			-200,000,000.00
42246	COMM	16536JF77	CHES DISC NOTE	Purchase	06/06/2022	CHESHAM FINANCE	49,998,861.11			-49,998,861.11
42247	COMM	16536JF77	CHES DISC NOTE	Purchase	06/06/2022	CHESHAM FINANCE	74,998,291.67			-74,998,291.67
42248	COMM	5148X1F73	LANDES DISC NOTE	Purchase	06/06/2022	LANDES	124,997,152.78			-124,997,152.78
42249	COMM	63873KF77	NATXNY DISC NOTE	Purchase	06/06/2022	Natixis NY Branch	49,998,888.89			-49,998,888.89
42240	COMM	16536JF69	CHES DISC NOTE	Redemption	06/06/2022	CHESHAM FINANCE		50,000,000.00		50,000,000.00
42241	COMM	16536JF69	CHES DISC NOTE	Redemption	06/06/2022	CHESHAM FINANCE		75,000,000.00		75,000,000.00
42242	COMM	5148X1F65	LANDES DISC NOTE	Redemption	06/06/2022	LANDES		125,000,000.00		125,000,000.00
42243	COMM	63873KF69	NATXNY DISC NOTE	Redemption	06/06/2022	Natixis NY Branch		50,000,000.00		50,000,000.00
42244	COMM	SYS42244	BCREPO 0.75% MAT	Redemption	06/06/2022	BARCLAYS CAPITAL		200,000,000.00		200,000,000.00
40454	COMM	166764AB6	CHEVRON CORP	Interest	06/06/2022	CHEVRON CORP.			274,569.45	274,569.45
41639	COMM	74153WCQ0	PRICOA 1.15% MAT	Interest	06/06/2022	PRICOA Global			113,722.22	113,722.22
42244	COMM	SYS42244	BCREPO 0.75% MAT	Interest	06/06/2022	BARCLAYS CAPITAL			12,500.01	12,500.01
Totals for 06/06/2022							499,993,194.45	500,000,000.00	400,791.68	407,597.23

SANTA CLARA COUNTY INVESTMENTS
Transaction Activity Report
Sorted by Transaction Date - Transaction Date

Investment #	Fund	CUSIP	Inv Descrip	TransactionType	TransactionDate	Issuer	New Principal	Principal Paydowns	Interest	Total Cash
42255	COMM	SYS42255	BCREPO 0.75% MAT	Purchase	06/07/2022	BARCLAYS CAPITAL	200,000,000.00			-200,000,000.00
42251	COMM	16536JF85	CHES DISC NOTE	Purchase	06/07/2022	CHESHAM FINANCE	49,998,861.11			-49,998,861.11
42252	COMM	16536JF85	CHES DISC NOTE	Purchase	06/07/2022	CHESHAM FINANCE	74,998,291.67			-74,998,291.67
42256	COMM	3130AS6Q7	FEDERAL HOME	Purchase	06/07/2022	FHLB NOTES	30,000,000.00			-30,000,000.00
42253	COMM	5148X1F81	LANDES DISC NOTE	Purchase	06/07/2022	LANDES	124,997,152.78			-124,997,152.78
42254	COMM	63873KF85	NATXNY DISC NOTE	Purchase	06/07/2022	Natixis NY Branch	49,998,888.89			-49,998,888.89
39138	COMM	3130ABFD3	FEDERAL HOME	Redemption	06/07/2022	FHLB NOTES		15,000,000.00		15,000,000.00
42246	COMM	16536JF77	CHES DISC NOTE	Redemption	06/07/2022	CHESHAM FINANCE		50,000,000.00		50,000,000.00
42247	COMM	16536JF77	CHES DISC NOTE	Redemption	06/07/2022	CHESHAM FINANCE		75,000,000.00		75,000,000.00
42248	COMM	5148X1F73	LANDES DISC NOTE	Redemption	06/07/2022	LANDES		125,000,000.00		125,000,000.00
42249	COMM	63873KF77	NATXNY DISC NOTE	Redemption	06/07/2022	Natixis NY Branch		50,000,000.00		50,000,000.00
42250	COMM	SYS42250	BCREPO 0.75% MAT	Redemption	06/07/2022	BARCLAYS CAPITAL		200,000,000.00		200,000,000.00
39138	COMM	3130ABFD3	FEDERAL HOME	Interest	06/07/2022	FHLB NOTES			98,437.50	98,437.50
41168	COMM	59217GEN5	MET LI 0.55% MAT	Interest	06/07/2022	MET LIFE GLOBAL			41,250.00	41,250.00
42250	COMM	SYS42250	BCREPO 0.75% MAT	Interest	06/07/2022	BARCLAYS CAPITAL			4,166.67	4,166.67
Totals for 06/07/2022							529,993,194.45	515,000,000.00	143,854.17	-14,849,340.28
42262	COMM	SYS42262	BCREPO 0.75% MAT	Purchase	06/08/2022	BARCLAYS CAPITAL	200,000,000.00			-200,000,000.00
42257	COMM	16536JF93	CHES DISC NOTE	Purchase	06/08/2022	CHESHAM FINANCE	49,998,861.11			-49,998,861.11
42258	COMM	16536JF93	CHES DISC NOTE	Purchase	06/08/2022	CHESHAM FINANCE	74,998,291.67			-74,998,291.67
42259	COMM	5148X1F99	LANDES DISC NOTE	Purchase	06/08/2022	LANDES	124,997,152.78			-124,997,152.78
42261	COMM	63873KF93	NATXNY DISC NOTE	Purchase	06/08/2022	Natixis NY Branch	49,998,888.89			-49,998,888.89
42251	COMM	16536JF85	CHES DISC NOTE	Redemption	06/08/2022	CHESHAM FINANCE		50,000,000.00		50,000,000.00
42252	COMM	16536JF85	CHES DISC NOTE	Redemption	06/08/2022	CHESHAM FINANCE		75,000,000.00		75,000,000.00
42253	COMM	5148X1F81	LANDES DISC NOTE	Redemption	06/08/2022	LANDES		125,000,000.00		125,000,000.00
42254	COMM	63873KF85	NATXNY DISC NOTE	Redemption	06/08/2022	Natixis NY Branch		50,000,000.00		50,000,000.00
42255	COMM	SYS42255	BCREPO 0.75% MAT	Redemption	06/08/2022	BARCLAYS CAPITAL		200,000,000.00		200,000,000.00
39069	COMM	3130A0F70	FEDERAL HOME	Interest	06/08/2022	FHLB NOTES			168,750.00	168,750.00
39106	COMM	3130A0F70	FEDERAL HOME	Interest	06/08/2022	FHLB NOTES			59,062.50	59,062.50
40811	COMM	3133EMJV5	FFCB FLOAT MAT	Interest	06/08/2022	FFCB NOTES			64,362.50	64,362.50
41824	COMM	59217GEH8	MET LI 0.9% MAT	Interest	06/08/2022	MET LIFE GLOBAL			85,716.00	85,716.00
41824	COMM	59217GEH8	MET LI 0.9% MAT	Accr Int	06/08/2022	MET LIFE GLOBAL		29,048.20	-29,048.20	0.00
42255	COMM	SYS42255	BCREPO 0.75% MAT	Interest	06/08/2022	BARCLAYS CAPITAL			4,166.66	4,166.66
Totals for 06/08/2022							499,993,194.45	500,029,048.20	353,009.46	388,863.21
42267	COMM	SYS42267	BCREPO 0.75% MAT	Purchase	06/09/2022	BARCLAYS CAPITAL	200,000,000.00			-200,000,000.00
42263	COMM	16536JFA0	CHES DISC NOTE	Purchase	06/09/2022	CHESHAM FINANCE	49,998,861.11			-49,998,861.11
42264	COMM	16536JFA0	CHES DISC NOTE	Purchase	06/09/2022	CHESHAM FINANCE	74,998,291.67			-74,998,291.67
42265	COMM	5148X1FA6	LANDES DISC NOTE	Purchase	06/09/2022	LANDES	124,997,152.78			-124,997,152.78
42266	COMM	3873KFA0	NATXNY DISC NOTE	Purchase	06/09/2022	Natixis NY Branch	49,998,888.89			-49,998,888.89
41171	COMM	3133EMF64	FEDERAL FARM CR	Redemption	06/09/2022	FFCB NOTES		25,000,000.00		25,000,000.00

SANTA CLARA COUNTY INVESTMENTS
Transaction Activity Report
 Sorted by Transaction Date - Transaction Date

Investment #	Fund	CUSIP	Inv Descrip	TransactionType	TransactionDate	Issuer	New Principal	Principal Paydowns	Interest	Total Cash
41664	COMM	67983UF99	OLDLLC DISC NOTE	Redemption	06/09/2022	OLD LINE FUNDING		50,000,000.00		50,000,000.00
42257	COMM	16536JF93	CHES DISC NOTE	Redemption	06/09/2022	CHESHAM FINANCE		50,000,000.00		50,000,000.00
42258	COMM	16536JF93	CHES DISC NOTE	Redemption	06/09/2022	CHESHAM FINANCE		75,000,000.00		75,000,000.00
42259	COMM	5148X1F99	LANDES DISC NOTE	Redemption	06/09/2022	LANDES		125,000,000.00		125,000,000.00
42261	COMM	63873KF93	NATXNY DISC NOTE	Redemption	06/09/2022	Natixis NY Branch		50,000,000.00		50,000,000.00
42262	COMM	SYS42262	BCREPO 0.75% MAT	Redemption	06/09/2022	BARCLAYS CAPITAL		200,000,000.00		200,000,000.00
39016	COMM	3130AFE78	FEDERAL HOME	Interest	06/09/2022	FHLB NOTES			215,250.00	215,250.00
39559	COMM	3133834G3	FEDERAL HOME	Interest	06/09/2022	FHLB NOTES			106,250.00	106,250.00
39592	COMM	3133834G3	FEDERAL HOME	Interest	06/09/2022	FHLB NOTES			106,250.00	106,250.00
39665	COMM	3133834G3	FEDERAL HOME	Interest	06/09/2022	FHLB NOTES			228,490.63	228,490.63
41171	COMM	3133EMF64	FEDERAL FARM CR	Interest	06/09/2022	FFCB NOTES			7,500.00	7,500.00
41174	COMM	64952WED1	NEW YORK LIFE	Interest	06/09/2022	NEW YORK LIFE			115,000.00	115,000.00
41825	COMM	64952WED1	NEW YORK LIFE	Interest	06/09/2022	NEW YORK LIFE			54,308.75	54,308.75
41825	COMM	64952WED1	NEW YORK LIFE	Accr Int	06/09/2022	NEW YORK LIFE		18,102.92	-18,102.92	0.00
42262	COMM	SYS42262	BCREPO 0.75% MAT	Interest	06/09/2022	BARCLAYS CAPITAL			4,166.66	4,166.66
Totals for 06/09/2022							499,993,194.45	575,018,102.92	819,113.12	75,844,021.59
42272	COMM	SYS42272	BCREPO 0.75% MAT	Purchase	06/10/2022	BARCLAYS CAPITAL	200,000,000.00			-200,000,000.00
42268	COMM	16536JFD4	CHES DISC NOTE	Purchase	06/10/2022	CHESHAM FINANCE	49,996,583.33			-49,996,583.33
42269	COMM	16536JFD4	CHES DISC NOTE	Purchase	06/10/2022	CHESHAM FINANCE	74,994,875.00			-74,994,875.00
42270	COMM	5148X1FD0	LANDES DISC NOTE	Purchase	06/10/2022	LANDES	124,991,458.33			-124,991,458.33
42271	COMM	63873KFD4	NATXNY DISC NOTE	Purchase	06/10/2022	Natixis NY Branch	49,996,666.67			-49,996,666.67
39545	COMM	313379Q69	FEDERAL HOME	Redemption	06/10/2022	FHLB NOTES		25,000,000.00		25,000,000.00
39552	COMM	3130A5P45	FEDERAL HOME	Redemption	06/10/2022	FHLB NOTES		15,000,000.00		15,000,000.00
40459	COMM	313379Q69	FEDERAL HOME	Redemption	06/10/2022	FHLB NOTES		10,000,000.00		10,000,000.00
42263	COMM	16536JFA0	CHES DISC NOTE	Redemption	06/10/2022	CHESHAM FINANCE		50,000,000.00		50,000,000.00
42264	COMM	16536JFA0	CHES DISC NOTE	Redemption	06/10/2022	CHESHAM FINANCE		75,000,000.00		75,000,000.00
42265	COMM	5148X1FA6	LANDES DISC NOTE	Redemption	06/10/2022	LANDES		125,000,000.00		125,000,000.00
42266	COMM	3873KFA0	NATXNY DISC NOTE	Redemption	06/10/2022	Natixis NY Branch		50,000,000.00		50,000,000.00
42267	COMM	SYS42267	BCREPO 0.75% MAT	Redemption	06/10/2022	BARCLAYS CAPITAL		200,000,000.00		200,000,000.00
39545	COMM	313379Q69	FEDERAL HOME	Interest	06/10/2022	FHLB NOTES			265,625.00	265,625.00
39552	COMM	3130A5P45	FEDERAL HOME	Interest	06/10/2022	FHLB NOTES			178,125.00	178,125.00
40459	COMM	313379Q69	FEDERAL HOME	Interest	06/10/2022	FHLB NOTES			106,250.00	106,250.00
41327	COMM	3133ELG99	FEDERAL FARM CR	Interest	06/10/2022	FFCB NOTES			14,671.88	14,671.88
42267	COMM	SYS42267	BCREPO 0.75% MAT	Interest	06/10/2022	BARCLAYS CAPITAL			4,166.67	4,166.67
41209	COMM	14687TAC1	CRVNA 0.49% MAT	Interest	06/10/2022	Carvana Auto			6,125.00	6,125.00
41209	COMM	14687TAC1	CRVNA 0.49% MAT	Redemption	06/10/2022	Carvana Auto		352,762.23		352,762.23
41406	COMM	14687JAD1	CRVNA 0.38% MAT	Interest	06/10/2022	Carvana Auto			2,351.37	2,351.37
41406	COMM	14687JAD1	CRVNA 0.38% MAT	Redemption	06/10/2022	Carvana Auto		744,316.32		744,316.32
Totals for 06/10/2022							499,979,583.33	551,097,078.55	577,314.92	51,694,810.14

SANTA CLARA COUNTY INVESTMENTS
Transaction Activity Report
Sorted by Transaction Date - Transaction Date

Investment #	Fund	CUSIP	Inv Descrip	TransactionType	TransactionDate	Issuer	New Principal	Principal Paydowns	Interest	Total Cash
42277	COMM	SYS42277	BCREPO 0.75% MAT	Purchase	06/13/2022	BARCLAYS CAPITAL	200,000,000.00			-200,000,000.00
42273	COMM	16536JFE2	CHES DISC NOTE	Purchase	06/13/2022	CHESHAM FINANCE	49,998,861.11			-49,998,861.11
42274	COMM	16536JFE2	CHES DISC NOTE	Purchase	06/13/2022	CHESHAM FINANCE	74,998,291.67			-74,998,291.67
42275	COMM	5148X1FE8	LANDES DISC NOTE	Purchase	06/13/2022	LANDES	124,997,152.78			-124,997,152.78
42276	COMM	63873KFE2	NATXNY DISC NOTE	Purchase	06/13/2022	Natixis NY Branch	49,998,888.89			-49,998,888.89
42268	COMM	16536JFD4	CHES DISC NOTE	Redemption	06/13/2022	CHESHAM FINANCE		50,000,000.00		50,000,000.00
42269	COMM	16536JFD4	CHES DISC NOTE	Redemption	06/13/2022	CHESHAM FINANCE		75,000,000.00		75,000,000.00
42270	COMM	5148X1FD0	LANDES DISC NOTE	Redemption	06/13/2022	LANDES		125,000,000.00		125,000,000.00
42271	COMM	63873KFD4	NATXNY DISC NOTE	Redemption	06/13/2022	Natixis NY Branch		50,000,000.00		50,000,000.00
42272	COMM	SYS42272	BCREPO 0.75% MAT	Redemption	06/13/2022	BARCLAYS CAPITAL		200,000,000.00		200,000,000.00
41376	COMM	3130AN4T4	FEDERAL HOME	Interest	06/13/2022	FHLB NOTES			43,750.00	43,750.00
41653	COMM	3133ENGX2	FFCB FRN MAT	Interest	06/13/2022	FFCB NOTES			13,758.33	13,758.33
42272	COMM	SYS42272	BCREPO 0.75% MAT	Interest	06/13/2022	BARCLAYS CAPITAL			12,499.99	12,499.99
Totals for 06/13/2022							499,993,194.45	500,000,000.00	70,008.32	76,813.87
42278	COMM	SYS42278	BCREPO 0.75% MAT	Purchase	06/14/2022	BARCLAYS CAPITAL	200,000,000.00			-200,000,000.00
42279	COMM	16536JFF9	CHES DISC NOTE	Purchase	06/14/2022	CHESHAM FINANCE	49,998,861.11			-49,998,861.11
42280	COMM	16536JFF9	CHES DISC NOTE	Purchase	06/14/2022	CHESHAM FINANCE	74,998,291.67			-74,998,291.67
42281	COMM	5148X1FF5	LANDES DISC NOTE	Purchase	06/14/2022	LANDES	124,997,152.78			-124,997,152.78
42282	COMM	63873KFF9	NATXNY DISC NOTE	Purchase	06/14/2022	Natixis NY Branch	49,998,888.89			-49,998,888.89
42273	COMM	16536JFE2	CHES DISC NOTE	Redemption	06/14/2022	CHESHAM FINANCE		50,000,000.00		50,000,000.00
42274	COMM	16536JFE2	CHES DISC NOTE	Redemption	06/14/2022	CHESHAM FINANCE		75,000,000.00		75,000,000.00
42275	COMM	5148X1FE8	LANDES DISC NOTE	Redemption	06/14/2022	LANDES		125,000,000.00		125,000,000.00
42276	COMM	63873KFE2	NATXNY DISC NOTE	Redemption	06/14/2022	Natixis NY Branch		50,000,000.00		50,000,000.00
42277	COMM	SYS42277	BCREPO 0.75% MAT	Redemption	06/14/2022	BARCLAYS CAPITAL		200,000,000.00		200,000,000.00
39527	COMM	92826CAC6	VISA INC, SR GLBL	Interest	06/14/2022	VISA			156,184.00	156,184.00
41180	COMM	3133EMH70	FFCB FLOAT 0.04%	Interest	06/14/2022	FFCB NOTES			32,944.45	32,944.45
42277	COMM	SYS42277	BCREPO 0.75% MAT	Interest	06/14/2022	BARCLAYS CAPITAL			4,166.65	4,166.65
Totals for 06/14/2022							499,993,194.45	500,000,000.00	193,295.10	200,100.65
42287	COMM	SYS42287	BCREPO 0.7% MAT	Purchase	06/15/2022	BARCLAYS CAPITAL	200,000,000.00			-200,000,000.00
42283	COMM	16536JFG7	CHES DISC NOTE	Purchase	06/15/2022	CHESHAM FINANCE	49,998,861.11			-49,998,861.11
42284	COMM	16536JFG7	CHES DISC NOTE	Purchase	06/15/2022	CHESHAM FINANCE	74,998,291.50			-74,998,291.50
42285	COMM	5148X1FG3	LANDES DISC NOTE	Purchase	06/15/2022	LANDES	124,997,152.50			-124,997,152.50
42286	COMM	63873KFG7	NATXNY DISC NOTE	Purchase	06/15/2022	Natixis NY Branch	49,998,889.00			-49,998,889.00
42288	COMM	92826CAD4	VISA INC, SR GLBL	Purchase	06/15/2022	VANGUARD	19,482,550.00			-19,482,550.00
40162	COMM	3133ELDK7	FEDERAL FARM CR	Redemption	06/15/2022	FFCB NOTES		25,000,000.00		25,000,000.00
40163	COMM	3133ELDK7	FEDERAL FARM CR	Redemption	06/15/2022	FFCB NOTES		25,000,000.00		25,000,000.00
40164	COMM	3133ELDK7	FEDERAL FARM CR	Redemption	06/15/2022	FFCB NOTES		25,000,000.00		25,000,000.00
40498	COMM	7976466Q4	SAN FRANCISCO	Redemption	06/15/2022	SAN FRANCISCO		1,250,000.00		1,250,000.00
40950	COMM	41284NAB6	HDMOT 0.22% MAT	Redemption	06/15/2022	Harley-Davidson Moto		0.01		0.01

SANTA CLARA COUNTY INVESTMENTS
Transaction Activity Report
Sorted by Transaction Date - Transaction Date

Investment #	Fund	CUSIP	Inv Descrip	TransactionType	TransactionDate	Issuer	New Principal	Principal Paydowns	Interest	Total Cash
42278	COMM	SYS42278	BCREPO 0.75% MAT	Redemption	06/15/2022	BARCLAYS CAPITAL		200,000,000.00		200,000,000.00
42279	COMM	16536JFF9	CHES DISC NOTE	Redemption	06/15/2022	CHESHAM FINANCE		50,000,000.00		50,000,000.00
42280	COMM	16536JFF9	CHES DISC NOTE	Redemption	06/15/2022	CHESHAM FINANCE		75,000,000.00		75,000,000.00
42281	COMM	5148X1FF5	LANDES DISC NOTE	Redemption	06/15/2022	LANDES		125,000,000.00		125,000,000.00
42282	COMM	63873KFF9	NATXNY DISC NOTE	Redemption	06/15/2022	Natixis NY Branch		50,000,000.00		50,000,000.00
40162	COMM	3133ELDK7	FEDERAL FARM CR	Interest	06/15/2022	FFCB NOTES			203,750.00	203,750.00
40163	COMM	3133ELDK7	FEDERAL FARM CR	Interest	06/15/2022	FFCB NOTES			203,750.00	203,750.00
40164	COMM	3133ELDK7	FEDERAL FARM CR	Interest	06/15/2022	FFCB NOTES			203,750.00	203,750.00
40315	COMM	931142DV2	WALMART INC, SR	Interest	06/15/2022	WALMART			370,668.75	370,668.75
40498	COMM	7976466Q4	SAN FRANCISCO	Interest	06/15/2022	SAN FRANCISCO			31,250.00	31,250.00
40847	COMM	3135GA7F2	FEDERAL NATL MTG	Interest	06/15/2022	FNMA NOTES			69,650.00	69,650.00
40848	COMM	3130AKK47	FHLB FLOAT MAT	Interest	06/15/2022	FHLB NOTES			63,625.01	63,625.01
41978	COMM	740189AM7	PCP 3.25% MAT	Interest	06/15/2022	PRECISION			170,527.50	170,527.50
41978	COMM	740189AM7	PCP 3.25% MAT	Accr Int	06/15/2022	PRECISION	106,106.00		-106,106.00	0.00
42278	COMM	SYS42278	BCREPO 0.75% MAT	Interest	06/15/2022	BARCLAYS CAPITAL			4,166.68	4,166.68
39578	COMM	65479HAC1	NAROT 2.5% MAT	Interest	06/15/2022	Nissan Auto Receivab			7,761.36	7,761.36
39578	COMM	65479HAC1	NAROT 2.5% MAT	Redemption	06/15/2022	Nissan Auto Receivab		752,905.20		752,905.20
39586	COMM	14042WAC4	COPAR 2.51% MAT	Interest	06/15/2022	Capital One Prime Au			2,202.28	2,202.28
39586	COMM	14042WAC4	COPAR 2.51% MAT	Redemption	06/15/2022	Capital One Prime Au		330,512.09		330,512.09
39706	COMM	477870AC3	JDOT 2.21% MAT	Interest	06/15/2022	JOHN DEERE			2,482.31	2,482.31
39706	COMM	477870AC3	JDOT 2.21% MAT	Redemption	06/15/2022	JOHN DEERE		220,702.39		220,702.39
39777	COMM	43815NAC8	HAROT 1.78% MAT	Interest	06/15/2022	HONDA AUTO			2,672.48	2,672.48
39777	COMM	43815NAC8	HAROT 1.78% MAT	Redemption	06/15/2022	HONDA AUTO		341,888.08		341,888.08
39811	COMM	14041NFU0	COMET 1.72% MAT	Interest	06/15/2022	Capital One Multi Ex			50,166.66	50,166.66
39811	COMM	14041NFU0	COMET 1.72% MAT	Redemption	06/15/2022	Capital One Multi Ex		1,445,401.36		1,445,401.36
39883	COMM	58769TAD7	MBART 1.93% MAT	Interest	06/15/2022	MERCEDES -BENZ			10,820.12	10,820.12
39883	COMM	58769TAD7	MBART 1.93% MAT	Redemption	06/15/2022	MERCEDES -BENZ		1,143,388.66		1,143,388.66
40017	COMM	44891JAC2	HART 1.94% MAT	Interest	06/15/2022	HYUNDAI AUTO			4,866.06	4,866.06
40017	COMM	44891JAC2	HART 1.94% MAT	Redemption	06/15/2022	HYUNDAI AUTO		536,200.51		536,200.51
40038	COMM	89233MAD5	TAOT 1.92% MAT	Interest	06/15/2022	TOYOTA AUTO REC			12,071.38	12,071.38
40038	COMM	89233MAD5	TAOT 1.92% MAT	Redemption	06/15/2022	TOYOTA AUTO REC		975,665.52		975,665.52
40134	COMM	02007TAC9	ALLY 1.84% MAT	Interest	06/15/2022	ALLY Auto			5,874.17	5,874.17
40134	COMM	02007TAC9	ALLY 1.84% MAT	Redemption	06/15/2022	ALLY Auto		535,651.66		535,651.66
40294	COMM	41284UAD6	HDMOT 1.87% MAT	Interest	06/15/2022	Harley-Davidson Moto			5,525.80	5,525.80
40294	COMM	41284UAD6	HDMOT 1.87% MAT	Redemption	06/15/2022	Harley-Davidson Moto		465,381.56		465,381.56
40336	COMM	161571HP2	CHAIT 1.53% MAT	Interest	06/15/2022	CHASE ISSUANCE			34,425.00	34,425.00
40336	COMM	161571HP2	CHAIT 1.53% MAT	Redemption	06/15/2022	CHASE ISSUANCE		952,365.64		952,365.64
40340	COMM	14043MAC5	COPAR 1.6% MAT	Interest	06/15/2022	Capital One Prime Au			18,629.38	18,629.38
40340	COMM	14043MAC5	COPAR 1.6% MAT	Redemption	06/15/2022	Capital One Prime Au		1,212,637.53		1,212,637.53
40515	COMM	58769VAC4	MBART 0.55% MAT	Interest	06/15/2022	MERCEDES -BENZ			1,551.15	1,551.15

SANTA CLARA COUNTY INVESTMENTS
Transaction Activity Report
 Sorted by Transaction Date - Transaction Date

Investment #	Fund	CUSIP	Inv Descrip	TransactionType	TransactionDate	Issuer	New Principal	Principal Paydowns	Interest	Total Cash
40515	COMM	58769VAC4	MBART 0.55% MAT	Redemption	06/15/2022	MERCEDES -BENZ		293,138.04		293,138.04
40533	COMM	47787NAC3	JDOT 0.51% MAT	Interest	06/15/2022	JOHN DEERE			1,271.50	1,271.50
40533	COMM	47787NAC3	JDOT 0.51% MAT	Redemption	06/15/2022	JOHN DEERE		193,236.67		193,236.67
40930	COMM	89240BAC2	TOYOTA AUTO	Interest	06/15/2022	TOYOTA AUTO REC			3,358.34	3,358.34
40930	COMM	89240BAC2	TOYOTA AUTO	Redemption	06/15/2022	TOYOTA AUTO REC		469,629.35		469,629.35
40937	COMM	98164EAC9	WOART 0.3% MAT	Interest	06/15/2022	World Omni Auto Rec'			3,500.00	3,500.00
40937	COMM	98164EAC9	WOART 0.3% MAT	Redemption	06/15/2022	World Omni Auto Rec'		353,486.51		353,486.51
40950	COMM	41284NAB6	HDMOT 0.22% MAT	Interest	06/15/2022	Harley-Davidson Moto			42.29	42.29
40950	COMM	41284NAB6	HDMOT 0.22% MAT	Redemption	06/15/2022	Harley-Davidson Moto		230,664.34		230,664.34
40950	COMM	41284NAB6	HDMOT 0.22% MAT	Interest	06/15/2022	Harley-Davidson Moto				0.00
40950	COMM	41284NAB6	HDMOT 0.22% MAT	Redemption	06/15/2022	Harley-Davidson Moto				0.00
40958	COMM	34532NAC9	FM 0.3% MAT	Interest	06/15/2022	FORD MOTOR			5,000.00	5,000.00
40958	COMM	34532NAC9	FM 0.3% MAT	Redemption	06/15/2022	FORD MOTOR		563,091.72		563,091.72
40991	COMM	47788UAC6	JDOT 0.36% MAT	Interest	06/15/2022	JOHN DEERE			2,325.00	2,325.00
40991	COMM	47788UAC6	JDOT 0.36% MAT	Redemption	06/15/2022	JOHN DEERE		211,736.51		211,736.51
41111	COMM	44933LAC7	HART 0.38% MAT	Interest	06/15/2022	HYUNDAI AUTO			3,008.34	3,008.34
41111	COMM	44933LAC7	HART 0.38% MAT	Redemption	06/15/2022	HYUNDAI AUTO		257,907.87		257,907.87
41182	COMM	89190GAC1	TAOT 0.26% MAT	Interest	06/15/2022	TOYOTA AUTO REC			6,500.01	6,500.01
41182	COMM	89190GAC1	TAOT 0.26% MAT	Redemption	06/15/2022	TOYOTA AUTO REC		753,689.64		753,689.64
41187	COMM	44891VAC5	HALST 0.33% MAT	Interest	06/15/2022	Hyundai Auto Lease S			6,187.50	6,187.50
41187	COMM	44891VAC5	HALST 0.33% MAT	Redemption	06/15/2022	Hyundai Auto Lease S		906,036.24		906,036.24
41206	COMM	65480BAC1	NAROT 0.33% MAT	Interest	06/15/2022	Nissan Auto Receivab			11,000.00	11,000.00
41206	COMM	65480BAC1	NAROT 0.33% MAT	Redemption	06/15/2022	Nissan Auto Receivab		1,049,168.05		1,049,168.05
41220	COMM	58769KAD6	MBALT 0.4% MAT	Interest	06/15/2022	MERCEDES-BENZ			4,916.66	4,916.66
41220	COMM	58769KAD6	MBALT 0.4% MAT	Redemption	06/15/2022	MERCEDES-BENZ		518,095.29		518,095.29
41240	COMM	47789QAC4	JDOT 0.52% MAT	Interest	06/15/2022	JOHN DEERE			3,466.66	3,466.66
41240	COMM	47789QAC4	JDOT 0.52% MAT	Redemption	06/15/2022	JOHN DEERE		181,679.64		181,679.64
41242	COMM	14041NFW6	COMET 0.55% MAT	Interest	06/15/2022	Capital One Multi Ex			10,770.83	10,770.83
41242	COMM	14041NFW6	COMET 0.55% MAT	Redemption	06/15/2022	Capital One Multi Ex		503,471.04		503,471.04
41387	COMM	44933MAC5	HALST 0.38% MAT	Interest	06/15/2022	Hyundai Auto Lease S			7,995.84	7,995.84
41387	COMM	44933MAC5	HALST 0.38% MAT	Redemption	06/15/2022	Hyundai Auto Lease S		903,633.92		903,633.92
41389	COMM	58772WAC7	MBART 0.46% MAT	Interest	06/15/2022	MERCEDES -BENZ			7,762.49	7,762.49
41389	COMM	58772WAC7	MBART 0.46% MAT	Redemption	06/15/2022	MERCEDES -BENZ		439,427.10		439,427.10
41392	COMM	98163HAB5	WOART 0.29% MAT	Interest	06/15/2022	World Omni Auto Rec'			1,030.77	1,030.77
41392	COMM	98163HAB5	WOART 0.29% MAT	Redemption	06/15/2022	World Omni Auto Rec'		651,711.60		651,711.60
41397	COMM	345329AC0	FM 0.37% MAT	Interest	06/15/2022	FORD MOTOR			6,474.99	6,474.99
41397	COMM	345329AC0	FM 0.37% MAT	Redemption	06/15/2022	FORD MOTOR		751,557.24		751,557.24
41402	COMM	254683CP8	DCENT 0.58% MAT	Interest	06/15/2022	Discover Card Execut			9,666.66	9,666.66
41402	COMM	254683CP8	DCENT 0.58% MAT	Redemption	06/15/2022	Discover Card Execut		409,483.33		409,483.33
41476	COMM	14044CAC6	COPAR 0.77% MAT	Interest	06/15/2022	Capital One Prime Au			8,983.32	8,983.32

SANTA CLARA COUNTY INVESTMENTS
Transaction Activity Report
Sorted by Transaction Date - Transaction Date

Investment #	Fund	CUSIP	Inv Descrip	TransactionType	TransactionDate	Issuer	New Principal	Principal Paydowns	Interest	Total Cash
41476	COMM	14044CAC6	COPAR 0.77% MAT	Redemption	06/15/2022	Capital One Prime Au		283,294.31		283,294.31
41521	COMM	89238JAC9	TAOT 0.71% MAT	Interest	06/15/2022	TOYOTA AUTO REC			6,804.17	6,804.17
41521	COMM	89238JAC9	TAOT 0.71% MAT	Redemption	06/15/2022	TOYOTA AUTO REC		254,581.61		254,581.61
41529	COMM	02582JJR2	AMXCA 0.9% MAT	Interest	06/15/2022	American Express			24,375.00	24,375.00
41529	COMM	02582JJR2	AMXCA 0.9% MAT	Redemption	06/15/2022	American Express		616,412.87		616,412.87
41612	COMM	14041NFY2	CAPITAL ONE MULTI	Interest	06/15/2022	Capital One Multi Ex			31,200.01	31,200.01
41612	COMM	14041NFY2	CAPITAL ONE MULTI	Redemption	06/15/2022	Capital One Multi Ex		680,780.30		680,780.30
41718	COMM	89190GAB3	TAOT 0.14% MAT	Interest	06/15/2022	TOYOTA AUTO REC			216.31	216.31
41718	COMM	89190GAB3	TAOT 0.14% MAT	Redemption	06/15/2022	TOYOTA AUTO REC		274,442.67		274,442.67
41766	COMM	44891WAC3	HALST 1.16% MAT	Interest	06/15/2022	Hyundai Auto Lease S			12,808.34	12,808.34
41766	COMM	44891WAC3	HALST 1.16% MAT	Redemption	06/15/2022	Hyundai Auto Lease S		418,633.30		418,633.30
41776	COMM	345286AC2	FORDO 1.29% MAT	Interest	06/15/2022	FORD CREDIT AUTO			12,900.00	12,900.00
41776	COMM	345286AC2	FORDO 1.29% MAT	Redemption	06/15/2022	FORD CREDIT AUTO		248,452.99		248,452.99
41797	COMM	89239KAC5	TAOT 1.23% MAT	Interest	06/15/2022	TOYOTA AUTO REC			13,325.00	13,325.00
41797	COMM	89239KAC5	TAOT 1.23% MAT	Redemption	06/15/2022	TOYOTA AUTO REC		269,456.10		269,456.10
41855	COMM	43815BAC4	HAROT 1.88% MAT	Interest	06/15/2022	HONDA AUTO			36,033.34	36,033.34
41855	COMM	43815BAC4	HAROT 1.88% MAT	Redemption	06/15/2022	HONDA AUTO		476,760.02		476,760.02
41856	COMM	65479QAC1	NAROT 1.86% MAT	Interest	06/15/2022	Nissan Auto Receivab			26,815.00	26,815.00
41856	COMM	65479QAC1	NAROT 1.86% MAT	Redemption	06/15/2022	Nissan Auto Receivab		331,019.50		331,019.50
41910	COMM	47787JAC2	JDOT 2.32% MAT	Interest	06/15/2022	JOHN DEERE			19,333.33	19,333.33
41910	COMM	47787JAC2	JDOT 2.32% MAT	Redemption	06/15/2022	JOHN DEERE		184,242.92		184,242.92
41919	COMM	02589BAA8	AMXCA 2.21% MAT	Interest	06/15/2022	American Express			35,912.51	35,912.51
41919	COMM	02589BAA8	AMXCA 2.21% MAT	Redemption	06/15/2022	American Express		328,479.61		328,479.61
41952	COMM	14041NFZ9	COMET 2.8% MAT	Interest	06/15/2022	Capital One Multi Ex			44,333.33	44,333.33
41952	COMM	14041NFZ9	COMET 2.8% MAT	Redemption	06/15/2022	Capital One Multi Ex		312,519.94		312,519.94
42020	COMM	98163NAC0	WOLS 3.21% MAT	Interest	06/15/2022	WORLD OMNI			8,025.00	8,025.00
42020	COMM	98163NAC0	WOLS 3.21% MAT	Redemption	06/15/2022	WORLD OMNI		85,363.32		85,363.32
42040	COMM	41284YAD8	HDMOT 3.06% MAT	Interest	06/15/2022	Harley-Davidson Moto			63,750.00	63,750.00
42040	COMM	41284YAD8	HDMOT 3.06% MAT	Redemption	06/15/2022	Harley-Davidson Moto		416,194.46		416,194.46
42066	COMM	34528LAD7	FORDL 3.23% MAT	Interest	06/15/2022	FORD CREDIT AUTO			80,750.01	80,750.01
42066	COMM	34528LAD7	FORDL 3.23% MAT	Redemption	06/15/2022	FORD CREDIT AUTO		804,386.24		804,386.24
42084	COMM	14317HAC5	CARMX 3.49% MAT	Interest	06/15/2022	CARMAX AUTO			52,349.99	52,349.99
42084	COMM	14317HAC5	CARMX 3.49% MAT	Redemption	06/15/2022	CARMAX AUTO		291,226.80		291,226.80
42116	COMM	14043QAC6	COPAR 3.17% MAT	Interest	06/15/2022	Capital One Prime Au			54,154.17	54,154.17
42116	COMM	14043QAC6	COPAR 3.17% MAT	Redemption	06/15/2022	Capital One Prime Au		237,685.31		237,685.31
42182	COMM	02008JAC0	ALLY 3.31% MAT	Interest	06/15/2022	ALLY			73,233.75	73,233.75
42182	COMM	02008JAC0	ALLY 3.31% MAT	Redemption	06/15/2022	ALLY		502,185.48		502,185.48
42184	COMM	44934LAD4	HALST 3.35% MAT	Interest	06/15/2022	Hyundai Auto Lease S			95,475.00	95,475.00
42184	COMM	44934LAD4	HALST 3.35% MAT	Redemption	06/15/2022	Hyundai Auto Lease S		955,393.81		955,393.81
42202	COMM	02582JJT8	AMXCA 3.39% MAT	Interest	06/15/2022	American Express			69,212.50	69,212.50

SANTA CLARA COUNTY INVESTMENTS
Transaction Activity Report
Sorted by Transaction Date - Transaction Date

Investment #	Fund	CUSIP	Inv Descrip	TransactionType	TransactionDate	Issuer	New Principal	Principal Paydowns	Interest	Total Cash
42202	COMM	02582JJT8	AMXCA 3.39% MAT	Redemption	06/15/2022	American Express		532,193.34		532,193.34
Totals for 06/15/2022							519,475,744.11	603,413,355.21	2,238,348.05	86,175,959.15
42293	COMM	SYS42293	BCREPO 1.45% MAT	Purchase	06/16/2022	BARCLAYS CAPITAL	200,000,000.00			-200,000,000.00
42289	COMM	16536JFH5	CHES DISC NOTE	Purchase	06/16/2022	CHESHAM FINANCE	49,997,819.44			-49,997,819.44
42290	COMM	16536JFH5	CHES DISC NOTE	Purchase	06/16/2022	CHESHAM FINANCE	74,996,729.16			-74,996,729.16
42291	COMM	5148X1FH1	LANDES DISC NOTE	Purchase	06/16/2022	LANDES	124,994,548.60			-124,994,548.60
42292	COMM	63873KFH5	NATXNY DISC NOTE	Purchase	06/16/2022	Natixis NY Branch	49,997,847.22			-49,997,847.22
42283	COMM	16536JFG7	CHES DISC NOTE	Redemption	06/16/2022	CHESHAM FINANCE		50,000,000.00		50,000,000.00
42284	COMM	16536JFG7	CHES DISC NOTE	Redemption	06/16/2022	CHESHAM FINANCE		75,000,000.00		75,000,000.00
42285	COMM	5148X1FG3	LANDES DISC NOTE	Redemption	06/16/2022	LANDES		125,000,000.00		125,000,000.00
42286	COMM	63873KFG7	NATXNY DISC NOTE	Redemption	06/16/2022	Natixis NY Branch		50,000,000.00		50,000,000.00
42287	COMM	SYS42287	BCREPO 0.7% MAT	Redemption	06/16/2022	BARCLAYS CAPITAL		200,000,000.00		200,000,000.00
42287	COMM	SYS42287	BCREPO 0.7% MAT	Interest	06/16/2022	BARCLAYS CAPITAL			3,888.88	3,888.88
42009	COMM	362585AC5	GMCAR 3.1% MAT	Interest	06/16/2022	GM FINANCIAL			29,708.35	29,708.35
42009	COMM	362585AC5	GMCAR 3.1% MAT	Redemption	06/16/2022	GM FINANCIAL		191,262.43		191,262.43
Totals for 06/16/2022							499,986,944.42	500,191,262.43	33,597.23	237,915.24
42298	COMM	SYS42298	BCREPO 1.45% MAT	Purchase	06/17/2022	BARCLAYS CAPITAL	200,000,000.00			-200,000,000.00
42294	COMM	16536JFM4	CHES DISC NOTE	Purchase	06/17/2022	CHESHAM FINANCE	49,991,277.78			-49,991,277.78
42295	COMM	16536JFM4	CHES DISC NOTE	Purchase	06/17/2022	CHESHAM FINANCE	74,986,916.67			-74,986,916.67
42296	COMM	5148X1FM0	LANDES DISC NOTE	Purchase	06/17/2022	LANDES	124,978,194.45			-124,978,194.45
42297	COMM	63873KFM4	NATXNY DISC NOTE	Purchase	06/17/2022	Natixis NY Branch	49,991,388.89			-49,991,388.89
42299	COMM	82124MHH6	SHEF DISC NOTE	Purchase	06/17/2022	SHEFFIELD	74,752,187.50			-74,752,187.50
41946	COMM	82124MFH8	SRCPP DISC NOTE	Redemption	06/17/2022	SHEFFIELD RECEIV		50,000,000.00		50,000,000.00
42289	COMM	16536JFH5	CHES DISC NOTE	Redemption	06/17/2022	CHESHAM FINANCE		50,000,000.00		50,000,000.00
42290	COMM	16536JFH5	CHES DISC NOTE	Redemption	06/17/2022	CHESHAM FINANCE		75,000,000.00		75,000,000.00
42291	COMM	5148X1FH1	LANDES DISC NOTE	Redemption	06/17/2022	LANDES		125,000,000.00		125,000,000.00
42292	COMM	63873KFH5	NATXNY DISC NOTE	Redemption	06/17/2022	Natixis NY Branch		50,000,000.00		50,000,000.00
42293	COMM	SYS42293	BCREPO 1.45% MAT	Redemption	06/17/2022	BARCLAYS CAPITAL		200,000,000.00		200,000,000.00
40514	COMM	3135G04Z3	FNMA 0.5% MAT	Interest	06/17/2022	FNMA NOTES			50,000.00	50,000.00
40635	COMM	3135G04Z3	FNMA 0.5% MAT	Interest	06/17/2022	FNMA NOTES			37,500.00	37,500.00
41094	COMM	3135G04Z3	FNMA 0.5% MAT	Interest	06/17/2022	FNMA NOTES			59,257.50	59,257.50
42293	COMM	SYS42293	BCREPO 1.45% MAT	Interest	06/17/2022	BARCLAYS CAPITAL			8,055.54	8,055.54
Totals for 06/17/2022							574,699,965.29	550,000,000.00	154,813.04	-24,545,152.25
42303	COMM	SYS42303	BCREPO 1.45% MAT	Purchase	06/21/2022	BARCLAYS CAPITAL	200,000,000.00			-200,000,000.00
42305	COMM	16536JFN2	CHES DISC NOTE	Purchase	06/21/2022	CHESHAM FINANCE	49,997,819.44			-49,997,819.44
42300	COMM	16536JFN2	CHES DISC NOTE	Purchase	06/21/2022	CHESHAM FINANCE	74,996,729.16			-74,996,729.16
42304	COMM	3133ENZG8	FEDERAL FARM CR	Purchase	06/21/2022	FFCB NOTES	19,961,440.00			-19,961,440.00
42301	COMM	5148X1FN8	LANDES DISC NOTE	Purchase	06/21/2022	LANDES	124,994,548.60			-124,994,548.60
42302	COMM	63873KFN2	NATXNY DISC NOTE	Purchase	06/21/2022	Natixis NY Branch	49,997,847.22			-49,997,847.22

SANTA CLARA COUNTY INVESTMENTS
Transaction Activity Report
 Sorted by Transaction Date - Transaction Date

Investment #	Fund	CUSIP	Inv Descrip	TransactionType	TransactionDate	Issuer	New Principal	Principal Paydowns	Interest	Total Cash
39269	COMM	43814WAC9	HAROT 2.83% MAT	Redemption	06/21/2022	HONDA AUTO		0.01		0.01
41198	COMM	06367CGT8	BANK MONTREAL	Redemption	06/21/2022	BANK OF		25,000,000.00		25,000,000.00
42294	COMM	16536JFM4	CHES DISC NOTE	Redemption	06/21/2022	CHESHAM FINANCE		50,000,000.00		50,000,000.00
42295	COMM	16536JFM4	CHES DISC NOTE	Redemption	06/21/2022	CHESHAM FINANCE		75,000,000.00		75,000,000.00
42296	COMM	5148X1FM0	LANDES DISC NOTE	Redemption	06/21/2022	LANDES		125,000,000.00		125,000,000.00
42297	COMM	63873KFM4	NATXNY DISC NOTE	Redemption	06/21/2022	Natixis NY Branch		50,000,000.00		50,000,000.00
42298	COMM	SYS42298	BCREPO 1.45% MAT	Redemption	06/21/2022	BARCLAYS CAPITAL		200,000,000.00		200,000,000.00
38718	COMM	3133EJPX1	FEDERAL FARM CR	Interest	06/21/2022	FFCB NOTES			71,875.00	71,875.00
41198	COMM	06367CGT8	BANK MONTREAL	Interest	06/21/2022	BANK OF			48,159.72	48,159.72
41694	COMM	3130AQF40	FEDERAL HOME	Interest	06/21/2022	FHLB NOTES			74,166.67	74,166.67
41873	COMM	59217GBY4	MET LI 3.45% MAT	Interest	06/21/2022	MET LIFE GLOBAL			146,625.00	146,625.00
41873	COMM	59217GBY4	MET LI 3.45% MAT	Accr Int	06/21/2022	MET LIFE GLOBAL		59,464.58	-59,464.58	0.00
41964	COMM	3135G06L2	FEDERAL NATL MTG	Interest	06/21/2022	FNMA NOTES			87,500.00	87,500.00
41964	COMM	3135G06L2	FEDERAL NATL MTG	Accr Int	06/21/2022	FNMA NOTES		50,069.44	-50,069.44	0.00
42298	COMM	SYS42298	BCREPO 1.45% MAT	Interest	06/21/2022	BARCLAYS CAPITAL			32,222.24	32,222.24
39269	COMM	43814WAC9	HAROT 2.83% MAT	Interest	06/21/2022	HONDA AUTO			1,061.71	1,061.71
39269	COMM	43814WAC9	HAROT 2.83% MAT	Redemption	06/21/2022	HONDA AUTO		450,194.96		450,194.96
39269	COMM	43814WAC9	HAROT 2.83% MAT	Interest	06/21/2022	HONDA AUTO				0.00
39269	COMM	43814WAC9	HAROT 2.83% MAT	Redemption	06/21/2022	HONDA AUTO				0.00
39582	COMM	43815MAC0	HAROT 2.52% MAT	Interest	06/21/2022	HONDA AUTO			4,763.98	4,763.98
39582	COMM	43815MAC0	HAROT 2.52% MAT	Redemption	06/21/2022	HONDA AUTO		665,790.55		665,790.55
39612	COMM	92349GAA9	VERIZON OWNER	Interest	06/21/2022	VERIZON OWNER			11,594.52	11,594.52
39612	COMM	92349GAA9	VERIZON OWNER	Redemption	06/21/2022	VERIZON OWNER		1,627,358.74		1,627,358.74
39920	COMM	92348AAA3	VZOT 1.94% MAT	Interest	06/21/2022	VERIZON OWNER			15,547.37	15,547.37
39920	COMM	92348AAA3	VZOT 1.94% MAT	Redemption	06/21/2022	VERIZON OWNER		1,519,161.12		1,519,161.12
40346	COMM	43813RAC1	HAROT 1.61% MAT	Interest	06/21/2022	HONDA AUTO			12,505.40	12,505.40
40346	COMM	43813RAC1	HAROT 1.61% MAT	Redemption	06/21/2022	HONDA AUTO		872,084.78		872,084.78
40512	COMM	36259PAD8	GMALT 0.8% MAT	Interest	06/21/2022	GM Fin'cl Auto Leasi			414.10	414.10
40512	COMM	36259PAD8	GMALT 0.8% MAT	Redemption	06/21/2022	GM Fin'cl Auto Leasi		173,146.98		173,146.98
40549	COMM	92290BAA9	VERIZON OWNER	Interest	06/21/2022	VERIZON OWNER			11,456.26	11,456.26
40549	COMM	92290BAA9	VERIZON OWNER	Redemption	06/21/2022	VERIZON OWNER		986,793.14		986,793.14
40623	COMM	362569AC9	GMALT 0.45% MAT	Interest	06/21/2022	GM Fin'cl Auto Leasi			1,841.14	1,841.14
40623	COMM	362569AC9	GMALT 0.45% MAT	Redemption	06/21/2022	GM Fin'cl Auto Leasi		963,123.59		963,123.59
40712	COMM	92348CAA9	VZOT 0.41% MAT	Interest	06/21/2022	VERIZON OWNER			7,004.17	7,004.17
40712	COMM	92348CAA9	VZOT 0.41% MAT	Redemption	06/21/2022	VERIZON OWNER		630,195.57		630,195.57
40801	COMM	92868VAC3	VWALT 0.39% MAT	Interest	06/21/2022	Volkswagen Auto			2,437.50	2,437.50
40801	COMM	92868VAC3	VWALT 0.39% MAT	Redemption	06/21/2022	Volkswagen Auto		378,938.66		378,938.66
40964	COMM	36261RAC2	GMALT 0.26% MAT	Interest	06/21/2022	GM Fin'cl Auto Leasi			1,787.51	1,787.51
40964	COMM	36261RAC2	GMALT 0.26% MAT	Redemption	06/21/2022	GM Fin'cl Auto Leasi		294,565.88		294,565.88
40965	COMM	43813GAC5	HAROT 0.27% MAT	Interest	06/21/2022	HONDA AUTO			2,643.75	2,643.75

SANTA CLARA COUNTY INVESTMENTS
Transaction Activity Report
Sorted by Transaction Date - Transaction Date

Investment #	Fund	CUSIP	Inv Descrip	TransactionType	TransactionDate	Issuer	New Principal	Principal Paydowns	Interest	Total Cash
40965	COMM	43813GAC5	HAROT 0.27% MAT	Redemption	06/21/2022	HONDA AUTO		365,322.56		365,322.56
41089	COMM	89238EAC0	TLOT 0.39% MAT	Interest	06/21/2022	Toyota Lease Owner			4,225.00	4,225.00
41089	COMM	89238EAC0	TLOT 0.39% MAT	Redemption	06/21/2022	Toyota Lease Owner		569,032.61		569,032.61
41207	COMM	80286DAC2	SRT 0.51% MAT	Interest	06/21/2022	Santander Retail Aut			6,566.25	6,566.25
41207	COMM	80286DAC2	SRT 0.51% MAT	Redemption	06/21/2022	Santander Retail Aut		599,085.65		599,085.65
41321	COMM	43815EAC8	HAROT 0.41% MAT	Interest	06/21/2022	HONDA AUTO			6,150.01	6,150.01
41321	COMM	43815EAC8	HAROT 0.41% MAT	Redemption	06/21/2022	HONDA AUTO		455,133.03		455,133.03
41391	COMM	80286CAC4	SRT 0.5% MAT	Interest	06/21/2022	Santander Retail Aut			3,125.00	3,125.00
41391	COMM	80286CAC4	SRT 0.5% MAT	Redemption	06/21/2022	Santander Retail Aut		230,076.96		230,076.96
41554	COMM	43815GAC3	HAROT 0.88% MAT	Interest	06/21/2022	HONDA AUTO			10,266.66	10,266.66
41554	COMM	43815GAC3	HAROT 0.88% MAT	Redemption	06/21/2022	HONDA AUTO		329,194.65		329,194.65
41717	COMM	43815MAD8	HAROT 2.54% MAT	Interest	06/21/2022	HONDA AUTO			7,450.67	7,450.67
41717	COMM	43815MAD8	HAROT 2.54% MAT	Redemption	06/21/2022	HONDA AUTO		119,420.97		119,420.97
41780	COMM	92348KAL7	VZMT 1.04% MAT	Interest	06/21/2022	VERIZON MASTER			18,200.01	18,200.01
41780	COMM	92348KAL7	VZMT 1.04% MAT	Redemption	06/21/2022	VERIZON MASTER		383,400.47		383,400.47
41867	COMM	89238LAC4	TLOT 1.96% MAT	Interest	06/21/2022	Toyota Lease Owner			31,033.33	31,033.33
41867	COMM	89238LAC4	TLOT 1.96% MAT	Redemption	06/21/2022	Toyota Lease Owner		573,098.11		573,098.11
42119	COMM	23292GAC7	DLLST 3.4% MAT	Interest	06/21/2022	DLLST			32,583.33	32,583.33
42119	COMM	23292GAC7	DLLST 3.4% MAT	Redemption	06/21/2022	DLLST		336,620.22		336,620.22
42152	COMM	36266FAC3	GMALT 3.42% MAT	Interest	06/21/2022	GM Fin'cl Auto Leasi			60,800.00	60,800.00
42152	COMM	36266FAC3	GMALT 3.42% MAT	Redemption	06/21/2022	GM Fin'cl Auto Leasi		413,205.93		413,205.93
42214	COMM	92348KAP8	VZMT 3.01% MAT	Interest	06/21/2022	VERIZON MASTER			70,024.31	70,024.31
42214	COMM	92348KAP8	VZMT 3.01% MAT	Redemption	06/21/2022	VERIZON MASTER		523,557.64		523,557.64
Totals for 06/21/2022							519,948,384.42	538,568,036.80	674,496.59	19,294,148.97
42310	COMM	SYS42310	BCREPO 1.45% MAT	Purchase	06/22/2022	BARCLAYS CAPITAL	200,000,000.00			-200,000,000.00
42306	COMM	16536JFP7	CHES DISC NOTE	Purchase	06/22/2022	CHESHAM FINANCE	49,997,819.44			-49,997,819.44
42307	COMM	16536JFP7	CHES DISC NOTE	Purchase	06/22/2022	CHESHAM FINANCE	74,996,729.16			-74,996,729.16
42308	COMM	5148X1FP3	LANDES DISC NOTE	Purchase	06/22/2022	LANDES	124,994,548.60			-124,994,548.60
42309	COMM	63873KFP7	NATXNY DISC NOTE	Purchase	06/22/2022	Natixis NY Branch	49,997,847.22			-49,997,847.22
42300	COMM	16536JFN2	CHES DISC NOTE	Redemption	06/22/2022	CHESHAM FINANCE		75,000,000.00		75,000,000.00
42301	COMM	5148X1FN8	LANDES DISC NOTE	Redemption	06/22/2022	LANDES		125,000,000.00		125,000,000.00
42302	COMM	63873KFN2	NATXNY DISC NOTE	Redemption	06/22/2022	Natixis NY Branch		50,000,000.00		50,000,000.00
42303	COMM	SYS42303	BCREPO 1.45% MAT	Redemption	06/22/2022	BARCLAYS CAPITAL		200,000,000.00		200,000,000.00
42305	COMM	16536JFN2	CHES DISC NOTE	Redemption	06/22/2022	CHESHAM FINANCE		50,000,000.00		50,000,000.00
40600	COMM	459058JJ3	IBRD FLOAT MAT	Interest	06/22/2022	INTL BANK RECON &			93,600.00	93,600.00
41695	COMM	3133ENJC5	FFCB 1.29% MAT	Interest	06/22/2022	FFCB NOTES			77,400.00	77,400.00
41696	COMM	3133ENJC5	FFCB 1.29% MAT	Interest	06/22/2022	FFCB NOTES			77,400.00	77,400.00
42303	COMM	SYS42303	BCREPO 1.45% MAT	Interest	06/22/2022	BARCLAYS CAPITAL			8,055.57	8,055.57
Totals for 06/22/2022							499,986,944.42	500,000,000.00	256,455.57	269,511.15

SANTA CLARA COUNTY INVESTMENTS
Transaction Activity Report
Sorted by Transaction Date - Transaction Date

Investment #	Fund	CUSIP	Inv Descrip	TransactionType	TransactionDate	Issuer	New Principal	Principal Paydowns	Interest	Total Cash
42316	COMM	SYS42316	BCREPO 1.45% MAT	Purchase	06/23/2022	BARCLAYS CAPITAL	199,999,999.88			-199,999,999.88
42311	COMM	16536JFQ5	CHES DISC NOTE	Purchase	06/23/2022	CHESHAM FINANCE	49,997,819.44			-49,997,819.44
42312	COMM	16536JFQ5	CHES DISC NOTE	Purchase	06/23/2022	CHESHAM FINANCE	74,996,729.16			-74,996,729.16
42313	COMM	5148X1FQ1	LANDES DISC NOTE	Purchase	06/23/2022	LANDES	124,994,548.60			-124,994,548.60
42314	COMM	63873KFQ5	NATXNY DISC NOTE	Purchase	06/23/2022	Natixis NY Branch	49,997,847.22			-49,997,847.22
42315	COMM	79490BJN7	SALREC DISC NOTE	Purchase	06/23/2022	SALISBURY REC CO	49,709,305.56			-49,709,305.56
42306	COMM	16536JFP7	CHES DISC NOTE	Redemption	06/23/2022	CHESHAM FINANCE		50,000,000.00		50,000,000.00
42307	COMM	16536JFP7	CHES DISC NOTE	Redemption	06/23/2022	CHESHAM FINANCE		75,000,000.00		75,000,000.00
42308	COMM	5148X1FP3	LANDES DISC NOTE	Redemption	06/23/2022	LANDES		125,000,000.00		125,000,000.00
42309	COMM	63873KFP7	NATXNY DISC NOTE	Redemption	06/23/2022	Natixis NY Branch		50,000,000.00		50,000,000.00
42310	COMM	SYS42310	BCREPO 1.45% MAT	Redemption	06/23/2022	BARCLAYS CAPITAL		200,000,000.00		200,000,000.00
40870	COMM	3133EMLP5	FEDERAL FARM CR	Interest	06/23/2022	FFCB NOTES			24,000.00	24,000.00
42109	COMM	3134GXHX5	FEDERAL HOME LN	Interest	06/23/2022	FHLMC NOTES			63,750.00	63,750.00
42109	COMM	3134GXHX5	FEDERAL HOME LN	Accr Int	06/23/2022	FHLMC NOTES		46,041.67	-46,041.67	0.00
42310	COMM	SYS42310	BCREPO 1.45% MAT	Interest	06/23/2022	BARCLAYS CAPITAL			8,055.55	8,055.55
Totals for 06/23/2022							549,696,249.86	500,046,041.67	49,763.88	-49,600,444.31
42322	COMM	SYS42322	BCREPO 1.45% MAT	Purchase	06/24/2022	BARCLAYS CAPITAL	200,000,000.00			-200,000,000.00
42317	COMM	16536JFT9	CHES DISC NOTE	Purchase	06/24/2022	CHESHAM FINANCE	49,993,458.33			-49,993,458.33
42318	COMM	16536JFT9	CHES DISC NOTE	Purchase	06/24/2022	CHESHAM FINANCE	74,990,187.50			-74,990,187.50
42319	COMM	5148X1FT5	LANDES DISC NOTE	Purchase	06/24/2022	LANDES	124,983,645.83			-124,983,645.83
42320	COMM	63873KFT9	NATXNY DISC NOTE	Purchase	06/24/2022	Natixis NY Branch	49,993,541.67			-49,993,541.67
42321	COMM	82124MJP6	SHEF DISC NOTE	Purchase	06/24/2022	SHEFFIELD	24,857,812.50			-24,857,812.50
41634	COMM	22536U2J8	CREDIT INDL ET	Redemption	06/24/2022	Credit Indust et Com		30,000,000.00		30,000,000.00
41673	COMM	78012U2Q7	ROYAL BK CDA NY	Redemption	06/24/2022	ROYAL BANK OF		35,000,000.00		35,000,000.00
42000	COMM	82124MFQ8	SHEF DISC NOTE	Redemption	06/24/2022	SHEFFIELD		25,000,000.00		25,000,000.00
42311	COMM	16536JFQ5	CHES DISC NOTE	Redemption	06/24/2022	CHESHAM FINANCE		50,000,000.00		50,000,000.00
42312	COMM	16536JFQ5	CHES DISC NOTE	Redemption	06/24/2022	CHESHAM FINANCE		75,000,000.00		75,000,000.00
42313	COMM	5148X1FQ1	LANDES DISC NOTE	Redemption	06/24/2022	LANDES		125,000,000.00		125,000,000.00
42314	COMM	63873KFQ5	NATXNY DISC NOTE	Redemption	06/24/2022	Natixis NY Branch		50,000,000.00		50,000,000.00
42316	COMM	SYS42316	BCREPO 1.45% MAT	Redemption	06/24/2022	BARCLAYS CAPITAL		199,999,999.88		199,999,999.88
41634	COMM	22536U2J8	CREDIT INDL ET	Interest	06/24/2022	Credit Indust et Com			53,066.67	53,066.67
41673	COMM	78012U2Q7	ROYAL BK CDA NY	Interest	06/24/2022	ROYAL BANK OF			51,722.22	51,722.22
42316	COMM	SYS42316	BCREPO 1.45% MAT	Interest	06/24/2022	BARCLAYS CAPITAL			8,055.54	8,055.54
Totals for 06/24/2022							524,818,645.83	589,999,999.88	112,844.43	65,294,198.48
42328	COMM	SYS42328	BCREPO 1.45% MAT	Purchase	06/27/2022	BARCLAYS CAPITAL	200,000,000.00			-200,000,000.00
42323	COMM	16536JFU6	CHES DISC NOTE	Purchase	06/27/2022	CHESHAM FINANCE	49,997,819.44			-49,997,819.44
42324	COMM	16536JFU6	CHES DISC NOTE	Purchase	06/27/2022	CHESHAM FINANCE	74,996,729.16			-74,996,729.16
42325	COMM	313385D78	FHDN DISC NOTE	Purchase	06/27/2022	FHLB DISCOUNT	49,860,000.00			-49,860,000.00
42326	COMM	5148X1FU2	LANDES DISC NOTE	Purchase	06/27/2022	LANDES	124,994,548.61			-124,994,548.61

SANTA CLARA COUNTY INVESTMENTS
Transaction Activity Report
Sorted by Transaction Date - Transaction Date

Investment #	Fund	CUSIP	Inv Descrip	TransactionType	TransactionDate	Issuer	New Principal	Principal Paydowns	Interest	Total Cash
42327	COMM	63873KFU6	NATXNY DISC NOTE	Purchase	06/27/2022	Natixis NY Branch	49,997,847.22			-49,997,847.22
41414	COMM	60710R7K5	MIZBNK 0.17% MAT	Redemption	06/27/2022	MIZUHO BANK		70,000,000.00		70,000,000.00
42317	COMM	16536JFT9	CHES DISC NOTE	Redemption	06/27/2022	CHESHAM FINANCE		50,000,000.00		50,000,000.00
42318	COMM	16536JFT9	CHES DISC NOTE	Redemption	06/27/2022	CHESHAM FINANCE		75,000,000.00		75,000,000.00
42319	COMM	5148X1FT5	LANDES DISC NOTE	Redemption	06/27/2022	LANDES		125,000,000.00		125,000,000.00
42320	COMM	63873KFT9	NATXNY DISC NOTE	Redemption	06/27/2022	Natixis NY Branch		50,000,000.00		50,000,000.00
42322	COMM	SYS42322	BCREPO 1.45% MAT	Redemption	06/27/2022	BARCLAYS CAPITAL		200,000,000.00		200,000,000.00
39639	COMM	3133EKS7	FFCB 1.77% MAT	Interest	06/27/2022	FFCB NOTES			88,500.00	88,500.00
39996	COMM	931142EK5	WALMART INC, SR	Interest	06/27/2022	WALMART			170,000.00	170,000.00
40684	COMM	45906M2B6	International Bank for	Interest	06/27/2022	INTL BANK RECON &			54,500.00	54,500.00
41414	COMM	60710R7K5	MIZBNK 0.17% MAT	Interest	06/27/2022	MIZUHO BANK			89,250.00	89,250.00
41705	COMM	3133ENJQ4	FFCB FLOAT MAT	Interest	06/27/2022	FFCB NOTES			35,572.22	35,572.22
42322	COMM	SYS42322	BCREPO 1.45% MAT	Interest	06/27/2022	BARCLAYS CAPITAL			24,166.66	24,166.66
38387	COMM	3137AYCE9		Interest	06/27/2022	FHLMC Multi-Family			42,391.34	42,391.34
38387	COMM	3137AYCE9		Redemption	06/27/2022	FHLMC Multi-Family		377,938.40		377,938.40
38391	COMM	3137AYCE9		Interest	06/27/2022	FHLMC Multi-Family			15,896.75	15,896.75
38391	COMM	3137AYCE9		Redemption	06/27/2022	FHLMC Multi-Family		141,726.90		141,726.90
38465	COMM	3137AWQH1	FHLMCM 2.307%	Interest	06/27/2022	FHLMC Multi-Family			9,619.60	9,619.60
38465	COMM	3137AWQH1	FHLMCM 2.307%	Redemption	06/27/2022	FHLMC Multi-Family		722,217.17		722,217.17
38643	COMM	3137B36J2	FHLMCM 3.32% MAT	Interest	06/27/2022	FHLMC Multi-Family			53,080.42	53,080.42
38643	COMM	3137B36J2	FHLMCM 3.32% MAT	Redemption	06/27/2022	FHLMC Multi-Family		48,740.00		48,740.00
38666	COMM	3137AYCE9		Interest	06/27/2022	FHLMC Multi-Family			24,894.32	24,894.32
38666	COMM	3137AYCE9		Redemption	06/27/2022	FHLMC Multi-Family		221,944.32		221,944.32
38744	COMM	3137AYCE9		Interest	06/27/2022	FHLMC Multi-Family			42,391.34	42,391.34
38744	COMM	3137AYCE9		Redemption	06/27/2022	FHLMC Multi-Family		377,938.40		377,938.40
38854	COMM	3137B4WB8	FHLMCM 3.06% MAT	Interest	06/27/2022	FHLMC Multi-Family			12,176.25	12,176.25
38854	COMM	3137B4WB8	FHLMCM 3.06% MAT	Redemption	06/27/2022	FHLMC Multi-Family		335,167.40		335,167.40
38864	COMM	3137B5JM6	FHLMCM 3.531%	Interest	06/27/2022	FHLMC Multi-Family			29,425.00	29,425.00
38864	COMM	3137B5JM6	FHLMCM 3.531%	Redemption	06/27/2022	FHLMC Multi-Family		710,644.88		710,644.88
38945	COMM	3137B3NA2	FHLMC REMIC	Interest	06/27/2022	FHLMC Multi-Family			28,027.87	28,027.87
38945	COMM	3137B3NA2	FHLMC REMIC	Redemption	06/27/2022	FHLMC Multi-Family		27,249.01		27,249.01
39026	COMM	3137B5KW2	FHLMCM 3.458%	Interest	06/27/2022	FHLMC Multi-Family			28,816.67	28,816.67
39026	COMM	3137B5KW2	FHLMCM 3.458%	Redemption	06/27/2022	FHLMC Multi-Family		14,889.40		14,889.40
39295	COMM	3137B04Y7	FHLMCM 2.615%	Interest	06/27/2022	FHLMC Multi-Family			58,837.51	58,837.51
39295	COMM	3137B04Y7	FHLMCM 2.615%	Redemption	06/27/2022	FHLMC Multi-Family		3,069,439.98		3,069,439.98
39319	COMM	3138LGKH8	FNMA 2.47% MAT	Interest	06/27/2022	FNMA Multi-Family			53,173.61	53,173.61
39319	COMM	3138LGKH8	FNMA 2.47% MAT	Redemption	06/27/2022	FNMA Multi-Family		1,326,941.98		1,326,941.98
39457	COMM	3138EKX67	FNMA 2.537% MAT	Interest	06/27/2022	FNMA Multi-Family			5,817.07	5,817.07
39457	COMM	3138EKX67	FNMA 2.537% MAT	Redemption	06/27/2022	FNMA Multi-Family		7,321.25		7,321.25
39587	COMM	3138LEYD7	FNMA 1.97% MAT	Interest	06/27/2022	FNMA Multi-Family			30,172.22	30,172.22

SANTA CLARA COUNTY INVESTMENTS
Transaction Activity Report
Sorted by Transaction Date - Transaction Date

Investment #	Fund	CUSIP	Inv Descrip	TransactionType	TransactionDate	Issuer	New Principal	Principal Paydowns	Interest	Total Cash
39587	COMM	3138LEVD7	FNMAM 1.97% MAT	Redemption	06/27/2022	FNMA Multi-Family		33,117.33		33,117.33
39632	COMM	3138L2BU0	FNMAM 2.31% MAT	Interest	06/27/2022	FNMA Multi-Family			12,687.74	12,687.74
39632	COMM	3138L2BU0	FNMAM 2.31% MAT	Redemption	06/27/2022	FNMA Multi-Family		14,112.00		14,112.00
39654	COMM	3137BP4J5	FNMAM 2.446% MAT	Interest	06/27/2022	FHLMC Multi-Family			28,791.14	28,791.14
39654	COMM	3137BP4J5	FNMAM 2.446% MAT	Redemption	06/27/2022	FHLMC Multi-Family		272,784.32		272,784.32
39734	COMM	3138L0U90	FNMAM 2.59% MAT	Interest	06/27/2022	FNMA Multi-Family			11,151.39	11,151.39
39734	COMM	3138L0U90	FNMAM 2.59% MAT	Redemption	06/27/2022	FNMA Multi-Family		1,287,014.25		1,287,014.25
39861	COMM	05588CAC6	BMWOT 1.92% MAT	Interest	06/27/2022	BMW VEHICLE			5,258.70	5,258.70
39861	COMM	05588CAC6	BMWOT 1.92% MAT	Redemption	06/27/2022	BMW VEHICLE		616,397.17		616,397.17
40056	COMM	3136A9MN5	FNMAM 2.301% MAT	Interest	06/27/2022	FNMA Multi-Family			6,225.84	6,225.84
40056	COMM	3136A9MN5	FNMAM 2.301% MAT	Redemption	06/27/2022	FNMA Multi-Family		1,964,650.41		1,964,650.41
40385	COMM	3137BUWM6	FHLMCM 2.932% MAT	Interest	06/27/2022	FHLMC Multi-Family			14,438.34	14,438.34
40385	COMM	3137BUWM6	FHLMCM 2.932% MAT	Redemption	06/27/2022	FHLMC Multi-Family		561,466.84		561,466.84
40390	COMM	3137BHCY1	FHLMCM 2.811% MAT	Interest	06/27/2022	FHLMC Multi-Family			20,818.16	20,818.16
40390	COMM	3137BHCY1	FHLMCM 2.811% MAT	Redemption	06/27/2022	FHLMC Multi-Family		14,884.56		14,884.56
40511	COMM	3136AXVB8	FNMAM 2.646% MAT	Interest	06/27/2022	FNMA Multi-Family			34,527.78	34,527.78
40511	COMM	3136AXVB8	FNMAM 2.646% MAT	Redemption	06/27/2022	FNMA Multi-Family		12,194.50		12,194.50
40526	COMM	3137BSP64	FHLMCM 2.34% MAT	Interest	06/27/2022	FHLMC Multi-Family			27,453.50	27,453.50
40526	COMM	3137BSP64	FHLMCM 2.34% MAT	Redemption	06/27/2022	FHLMC Multi-Family		200,501.60		200,501.60
40530	COMM	09661RAD3	BMWOT 0.48% MAT	Interest	06/27/2022	BMW VEHICLE			2,051.16	2,051.16
40530	COMM	09661RAD3	BMWOT 0.48% MAT	Redemption	06/27/2022	BMW VEHICLE		456,096.55		456,096.55
40539	COMM	3137BKGH7	FHLMCM 2.712% MAT	Interest	06/27/2022	FHLMC Multi-Family			7,948.03	7,948.03
40539	COMM	3137BKGH7	FHLMCM 2.712% MAT	Redemption	06/27/2022	FHLMC Multi-Family		115,117.64		115,117.64
40540	COMM	3137FUZN7	FHLMCM 0.526% MAT	Interest	06/27/2022	FHLMC Multi-Family			1,137.51	1,137.51
40540	COMM	3137FUZN7	FHLMCM 0.526% MAT	Redemption	06/27/2022	FHLMC Multi-Family		412,419.44		412,419.44
40541	COMM	3138L7CU8	FNMAM 2.95% MAT	Interest	06/27/2022	FNMA Multi-Family			48,567.03	48,567.03
40541	COMM	3138L7CU8	FNMAM 2.95% MAT	Redemption	06/27/2022	FNMA Multi-Family		39,211.19		39,211.19
40630	COMM	3138LJWY2	FHLMCM 2.8% MAT	Interest	06/27/2022	FHLMC Multi-Family			31,184.47	31,184.47
40630	COMM	3138LJWY2	FHLMCM 2.8% MAT	Redemption	06/27/2022	FHLMC Multi-Family		22,830.40		22,830.40
40638	COMM	3137BYLE8	FHLMCM 2.7% MAT	Interest	06/27/2022	FHLMC Multi-Family			14,962.50	14,962.50
40638	COMM	3137BYLE8	FHLMCM 2.7% MAT	Redemption	06/27/2022	FHLMC Multi-Family		200,721.51		200,721.51
40743	COMM	3136AY6S7	FNMAM FRN MAT	Interest	06/27/2022	FNMA Multi-Family			39,580.15	39,580.15
40743	COMM	3136AY6S7	FNMAM FRN MAT	Redemption	06/27/2022	FNMA Multi-Family		12,851.00		12,851.00
40784	COMM	3137F72W4	FHLMCM 0.39025% MAT	Interest	06/27/2022	FHLMC Multi-Family			5,803.71	5,803.71
40784	COMM	3137F72W4	FHLMCM 0.39025% MAT	Redemption	06/27/2022	FHLMC Multi-Family		1,437,373.58		1,437,373.58
40812	COMM	3132XFFH6	FHLMCM 0.77% MAT	Interest	06/27/2022	FHLMC Multi-Family			29,837.50	29,837.50
40812	COMM	3132XFFH6	FHLMCM 0.77% MAT	Redemption	06/27/2022	FHLMC Multi-Family		1,226,454.56		1,226,454.56
40905	COMM	3138LEC33	FNMAM 2.38% MAT	Interest	06/27/2022	FNMA Multi-Family			20,201.23	20,201.23
40905	COMM	3138LEC33	FNMAM 2.38% MAT	Redemption	06/27/2022	FNMA Multi-Family		13,926.50		13,926.50
40976	COMM	3137FATE8	FHLMCM 2.982% MAT	Interest	06/27/2022	FHLMC Multi-Family			74,550.00	74,550.00

SANTA CLARA COUNTY INVESTMENTS
Transaction Activity Report
Sorted by Transaction Date - Transaction Date

Investment #	Fund	CUSIP	Inv Descrip	TransactionType	TransactionDate	Issuer	New Principal	Principal Paydowns	Interest	Total Cash
40976	COMM	3137FATE8	FHLMCM 2.982%	Redemption	06/27/2022	FHLMC Multi-Family		1,280,178.04		1,280,178.04
40983	COMM	3137FF3W5	FHLMCM 0.602%	Interest	06/27/2022	FHLMC Multi-Family			2,069.89	2,069.89
40983	COMM	3137FF3W5	FHLMCM 0.602%	Redemption	06/27/2022	FHLMC Multi-Family	12,476.94			12,476.94
40990	COMM	05591RAC8	BMWLT 0.29% MAT	Interest	06/27/2022	BMW VEHICLE			2,924.17	2,924.17
40990	COMM	05591RAC8	BMWLT 0.29% MAT	Redemption	06/27/2022	BMW VEHICLE	14,147.34			14,147.34
41026	COMM	3137BVYN0	FHLMCM 3.035%	Interest	06/27/2022	FHLMC Multi-Family			32,001.13	32,001.13
41026	COMM	3137BVYN0	FHLMCM 3.035%	Redemption	06/27/2022	FHLMC Multi-Family	833,933.76			833,933.76
41131	COMM	3137BYLE8	FHLMCM 2.7% MAT	Interest	06/27/2022	FHLMC Multi-Family			11,250.00	11,250.00
41131	COMM	3137BYLE8	FHLMCM 2.7% MAT	Redemption	06/27/2022	FHLMC Multi-Family	150,056.51			150,056.51
41133	COMM	3137FYZG4	FHLMCM 0.861%	Interest	06/27/2022	FHLMC Multi-Family			5,015.54	5,015.54
41133	COMM	3137FYZG4	FHLMCM 0.861%	Redemption	06/27/2022	FHLMC Multi-Family	800.03			800.03
41164	COMM	3137FPJ55	FHLMCM 2.606%	Interest	06/27/2022	FHLMC Multi-Family			44,910.07	44,910.07
41164	COMM	3137FPJ55	FHLMCM 2.606%	Redemption	06/27/2022	FHLMC Multi-Family	443,205.43			443,205.43
41192	COMM	3137FBAB2	FHLMCM 3.038%	Interest	06/27/2022	FHLMC Multi-Family			25,316.67	25,316.67
41192	COMM	3137FBAB2	FHLMCM 3.038%	Redemption	06/27/2022	FHLMC Multi-Family	211,135.61			211,135.61
41200	COMM	3140HWXG2	FNAMAM 2.47% MAT	Interest	06/27/2022	FNMA Multi-Family			10,180.42	10,180.42
41200	COMM	3140HWXG2	FNAMAM 2.47% MAT	Redemption	06/27/2022	FNMA Multi-Family	7,433.95			7,433.95
41222	COMM	3137H14A1	FHLMCM 0.854%	Interest	06/27/2022	FHLMC Multi-Family			13,761.47	13,761.47
41222	COMM	3137H14A1	FHLMCM 0.854%	Redemption	06/27/2022	FHLMC Multi-Family	30,052.10			30,052.10
41228	COMM	3136AUG21	FNAMAM 2.49552%	Interest	06/27/2022	FNMA Multi-Family			42,699.36	42,699.36
41228	COMM	3136AUG21	FNAMAM 2.49552%	Redemption	06/27/2022	FNMA Multi-Family	54,435.50			54,435.50
41319	COMM	3132XFD47	FHLMCM 2.1% MAT	Interest	06/27/2022	FHLMC Multi-Family			27,125.00	27,125.00
41319	COMM	3132XFD47	FHLMCM 2.1% MAT	Redemption	06/27/2022	FHLMC Multi-Family	351,431.62			351,431.62
41368	COMM	09690AAD5	BMWLT 0.43% MAT	Interest	06/27/2022	BMW VEHICLE			9,316.66	9,316.66
41368	COMM	09690AAD5	BMWLT 0.43% MAT	Redemption	06/27/2022	BMW VEHICLE	821,480.37			821,480.37
41491	COMM	3138LNKZ3	FNAMAM 3.44% MAT	Interest	06/27/2022	FNMA Multi-Family			7,763.85	7,763.85
41491	COMM	3138LNKZ3	FNAMAM 3.44% MAT	Redemption	06/27/2022	FNMA Multi-Family	3,395.63			3,395.63
41524	COMM	3133LJAN1	FHLM 1.5% MAT	Interest	06/27/2022	FHLMC Single Family			18,430.24	18,430.24
41524	COMM	3133LJAN1	FHLM 1.5% MAT	Redemption	06/27/2022	FHLMC Single Family	202,160.61			202,160.61
41525	COMM	3140QMQJ6	FNMAP 1.5% MAT	Interest	06/27/2022	FNMA Single Family			17,413.80	17,413.80
41525	COMM	3140QMQJ6	FNMAP 1.5% MAT	Redemption	06/27/2022	FNMA Single Family	378,469.05			378,469.05
41526	COMM	3140XDHF6	FNMAP 1.5% MAT	Interest	06/27/2022	FNMA Single Family			30,125.98	30,125.98
41526	COMM	3140XDHF6	FNMAP 1.5% MAT	Redemption	06/27/2022	FNMA Single Family	320,159.37			320,159.37
41675	COMM	3133LPUA3	FHLMC 1.5% MAT	Interest	06/27/2022	FHLMC Single Family			26,044.80	26,044.80
41675	COMM	3133LPUA3	FHLMC 1.5% MAT	Redemption	06/27/2022	FHLMC Single Family	227,587.14			227,587.14
41676	COMM	31418EAD2	FNMAP 1.5% MAT	Interest	06/27/2022	FNMA Single Family			23,316.41	23,316.41
41676	COMM	31418EAD2	FNMAP 1.5% MAT	Redemption	06/27/2022	FNMA Single Family	233,164.80			233,164.80
41765	COMM	05601XAC3	BMW VEHICLE	Interest	06/27/2022	BMW VEHICLE			14,895.84	14,895.84
41765	COMM	05601XAC3	BMW VEHICLE	Redemption	06/27/2022	BMW VEHICLE	483,888.63			483,888.63
41791	COMM	3137FQ3Y7	FHLMCM 2.19% MAT	Interest	06/27/2022	FHLMC Multi-Family			35,728.98	35,728.98

SANTA CLARA COUNTY INVESTMENTS
Transaction Activity Report
 Sorted by Transaction Date - Transaction Date

Investment #	Fund	CUSIP	Inv Descrip	TransactionType	TransactionDate	Issuer	New Principal	Principal Paydowns	Interest	Total Cash
41791	COMM	3137FQ3Y7	FHLMCM 2.19% MAT	Redemption	06/27/2022	FHLMC Multi-Family		49,681.82		49,681.82
41803	COMM	3137BEVH4	FHLMC REMIC	Interest	06/27/2022	FHLMC Multi-Family			34,705.70	34,705.70
41803	COMM	3137BEVH4	FHLMC REMIC	Redemption	06/27/2022	FHLMC Multi-Family		511,007.11		511,007.11
41854	COMM	3138LDLP6	FNMA 2.75% MAT	Interest	06/27/2022	FNMA Multi-Family			25,555.60	25,555.60
41854	COMM	3138LDLP6	FNMA 2.75% MAT	Redemption	06/27/2022	FNMA Multi-Family		15,670.93		15,670.93
41892	COMM	3137H6LT0	FHLMCM 1.946%	Interest	06/27/2022	FHLMC Multi-Family			51,752.77	51,752.77
41892	COMM	3137H6LT0	FHLMCM 1.946%	Redemption	06/27/2022	FHLMC Multi-Family		44,089.60		44,089.60
42039	COMM	3138LCT54	FNMA 3.1% MAT	Interest	06/27/2022	FNMA Multi-Family			93,430.55	93,430.55
42039	COMM	3138LCT54	FNMA 3.1% MAT	Redemption	06/27/2022	FNMA Multi-Family		933,487.12		933,487.12
42046	COMM	3137H73W1	FHLMCM 2.75% MAT	Interest	06/27/2022	FHLMC Multi-Family			50,358.48	50,358.48
42046	COMM	3137H73W1	FHLMCM 2.75% MAT	Redemption	06/27/2022	FHLMC Multi-Family		23,510.08		23,510.08
42093	COMM	3137F1G44	FHLMCM 3.243%	Interest	06/27/2022	FHLMC Multi-Family			94,587.50	94,587.50
42093	COMM	3137F1G44	FHLMCM 3.243%	Redemption	06/27/2022	FHLMC Multi-Family		721,963.77		721,963.77
42099	COMM	3137BXQY1	FHLMCM 3.224%	Interest	06/27/2022	FHLMC Multi-Family			107,466.68	107,466.68
42099	COMM	3137BXQY1	FHLMCM 3.224%	Redemption	06/27/2022	FHLMC Multi-Family		835,276.22		835,276.22
42099	COMM	3137BXQY1	FHLMCM 3.224%	Interest	06/27/2022	FHLMC Multi-Family			-3,582.22	-3,582.22
42099	COMM	3137BXQY1	FHLMCM 3.224%	Redemption	06/27/2022	FHLMC Multi-Family				0.00
42110	COMM	3137F2LJ3	FHLMCM 3.117%	Interest	06/27/2022	FHLMC Multi-Family			90,912.50	90,912.50
42110	COMM	3137F2LJ3	FHLMCM 3.117%	Redemption	06/27/2022	FHLMC Multi-Family		697,681.90		697,681.90
42110	COMM	3137F2LJ3	FHLMCM 3.117%	Interest	06/27/2022	FHLMC Multi-Family			-6,060.83	-6,060.83
42110	COMM	3137F2LJ3	FHLMCM 3.117%	Redemption	06/27/2022	FHLMC Multi-Family				0.00
42111	COMM	3138LDYK3	FNMA 2.55% MAT	Interest	06/27/2022	FNMA NOTES			87,407.84	87,407.84
42111	COMM	3138LDYK3	FNMA 2.55% MAT	Redemption	06/27/2022	FNMA NOTES		80,388.45		80,388.45
42111	COMM	3138LDYK3	FNMA 2.55% MAT	Interest	06/27/2022	FNMA NOTES			-5,639.22	-5,639.22
42111	COMM	3138LDYK3	FNMA 2.55% MAT	Redemption	06/27/2022	FNMA NOTES				0.00
42112	COMM	3138LFUJ5	FNMA 2.47% MAT	Interest	06/27/2022	FNMA Multi-Family			42,538.89	42,538.89
42112	COMM	3138LFUJ5	FNMA 2.47% MAT	Redemption	06/27/2022	FNMA Multi-Family		446,951.35		446,951.35
42112	COMM	3138LFUJ5	FNMA 2.47% MAT	Interest	06/27/2022	FNMA Multi-Family			-2,744.44	-2,744.44
42112	COMM	3138LFUJ5	FNMA 2.47% MAT	Redemption	06/27/2022	FNMA Multi-Family				0.00
42120	COMM	3136AK2F9	FNMA 3.39768%	Interest	06/27/2022	FNMA Multi-Family			112,904.42	112,904.42
42120	COMM	3136AK2F9	FNMA 3.39768%	Redemption	06/27/2022	FNMA Multi-Family		63,964.64		63,964.64
42120	COMM	3136AK2F9	FNMA 3.39768%	Interest	06/27/2022	FNMA Multi-Family			-11,290.47	-11,290.47
42120	COMM	3136AK2F9	FNMA 3.39768%	Redemption	06/27/2022	FNMA Multi-Family				0.00
42133	COMM	3138LD5W9	FNMA 2.625% MAT	Interest	06/27/2022	FNMA Multi-Family			32,812.50	32,812.50
42133	COMM	3138LD5W9	FNMA 2.625% MAT	Redemption	06/27/2022	FNMA Multi-Family		357,303.17		357,303.17
42133	COMM	3138LD5W9	FNMA 2.625% MAT	Interest	06/27/2022	FNMA Multi-Family			-5,468.75	-5,468.75
42133	COMM	3138LD5W9	FNMA 2.625% MAT	Redemption	06/27/2022	FNMA Multi-Family				0.00
42137	COMM	3138LD5W9	FNMA 2.625% MAT	Interest	06/27/2022	FNMA Multi-Family			32,812.50	32,812.50
42137	COMM	3138LD5W9	FNMA 2.625% MAT	Redemption	06/27/2022	FNMA Multi-Family		356,788.48		356,788.48
42137	COMM	3138LD5W9	FNMA 2.625% MAT	Interest	06/27/2022	FNMA Multi-Family			-8,750.00	-8,750.00

SANTA CLARA COUNTY INVESTMENTS
Transaction Activity Report
 Sorted by Transaction Date - Transaction Date

Investment #	Fund	CUSIP	Inv Descrip	TransactionType	TransactionDate	Issuer	New Principal	Principal Paydowns	Interest	Total Cash
42137	COMM	3138LD5W9	FNMAM 2.625% MAT	Redemption	06/27/2022	FNMA Multi-Family				0.00
42150	COMM	3137F1G44	FHLMCM 3.243%	Interest	06/27/2022	FHLMC Multi-Family			54,050.00	54,050.00
42150	COMM	3137F1G44	FHLMCM 3.243%	Redemption	06/27/2022	FHLMC Multi-Family		407,872.26		407,872.26
42150	COMM	3137F1G44	FHLMCM 3.243%	Interest	06/27/2022	FHLMC Multi-Family			-18,016.67	-18,016.67
42150	COMM	3137F1G44	FHLMCM 3.243%	Redemption	06/27/2022	FHLMC Multi-Family				0.00
42151	COMM	3138LEC82	FNMAM 2.57% MAT	Interest	06/27/2022	FNMA Multi-Family			44,261.11	44,261.11
42151	COMM	3138LEC82	FNMAM 2.57% MAT	Redemption	06/27/2022	FNMA Multi-Family		468,519.87		468,519.87
42151	COMM	3138LEC82	FNMAM 2.57% MAT	Interest	06/27/2022	FNMA Multi-Family			-14,277.78	-14,277.78
42151	COMM	3138LEC82	FNMAM 2.57% MAT	Redemption	06/27/2022	FNMA Multi-Family				0.00
42183	COMM	05602RAD3	BMWOT 3.21% MAT	Interest	06/27/2022	BMW VEHICLE			48,685.00	48,685.00
42183	COMM	05602RAD3	BMWOT 3.21% MAT	Redemption	06/27/2022	BMW VEHICLE		258,856.07		258,856.07
42187	COMM	3137F4CY6	FHLMCM 2.92% MAT	Interest	06/27/2022	FHLMC Multi-Family			60,709.40	60,709.40
42187	COMM	3137F4CY6	FHLMCM 2.92% MAT	Redemption	06/27/2022	FHLMC Multi-Family		9,742.00		9,742.00
42187	COMM	3137F4CY6	FHLMCM 2.92% MAT	Interest	06/27/2022	FHLMC Multi-Family			-36,425.64	-36,425.64
42187	COMM	3137F4CY6	FHLMCM 2.92% MAT	Redemption	06/27/2022	FHLMC Multi-Family				0.00
42188	COMM	3140HV6S8	FNMAM 2.19% MAT	Interest	06/27/2022	FNMA Multi-Family			56,575.00	56,575.00
42188	COMM	3140HV6S8	FNMAM 2.19% MAT	Redemption	06/27/2022	FNMA Multi-Family		657,093.56		657,093.56
42188	COMM	3140HV6S8	FNMAM 2.19% MAT	Interest	06/27/2022	FNMA Multi-Family			-32,850.00	-32,850.00
42188	COMM	3140HV6S8	FNMAM 2.19% MAT	Redemption	06/27/2022	FNMA Multi-Family				0.00
42205	COMM	3137FMD25	FHLMCM 2.875%	Interest	06/27/2022	FHLMC Multi-Family			47,772.91	47,772.91
42205	COMM	3137FMD25	FHLMCM 2.875%	Redemption	06/27/2022	FHLMC Multi-Family		489,166.24		489,166.24
42205	COMM	3137FMD25	FHLMCM 2.875%	Interest	06/27/2022	FHLMC Multi-Family			-36,625.90	-36,625.90
42205	COMM	3137FMD25	FHLMCM 2.875%	Redemption	06/27/2022	FHLMC Multi-Family				0.00
Totals for 06/27/2022							549,846,944.43	599,784,891.51	2,721,742.44	52,659,689.52
42333	COMM	SYS42333	BCREPO 1.45% MAT	Purchase	06/28/2022	BARCLAYS CAPITAL	200,000,000.00			-200,000,000.00
42329	COMM	16536JFV4	CHES DISC NOTE	Purchase	06/28/2022	CHESHAM FINANCE	49,997,819.44			-49,997,819.44
42330	COMM	16536JFV4	CHES DISC NOTE	Purchase	06/28/2022	CHESHAM FINANCE	74,996,729.16			-74,996,729.16
42331	COMM	5148X1FV0	LANDES DISC NOTE	Purchase	06/28/2022	LANDES	124,994,548.60			-124,994,548.60
42334	COMM	57629WCQ1	MASSMU 2.35% MAT	Purchase	06/28/2022	MASSMUTUAL	7,069,616.67			-7,069,616.67
42332	COMM	63873KFV4	NATXNY DISC NOTE	Purchase	06/28/2022	Natixis NY Branch	49,997,847.22			-49,997,847.22
42323	COMM	16536JFU6	CHES DISC NOTE	Redemption	06/28/2022	CHESHAM FINANCE		50,000,000.00		50,000,000.00
42324	COMM	16536JFU6	CHES DISC NOTE	Redemption	06/28/2022	CHESHAM FINANCE		75,000,000.00		75,000,000.00
42326	COMM	5148X1FU2	LANDES DISC NOTE	Redemption	06/28/2022	LANDES		125,000,000.00		125,000,000.00
42327	COMM	63873KFU6	NATXNY DISC NOTE	Redemption	06/28/2022	Natixis NY Branch		50,000,000.00		50,000,000.00
42328	COMM	SYS42328	BCREPO 1.45% MAT	Redemption	06/28/2022	BARCLAYS CAPITAL		200,000,000.00		200,000,000.00
41933	COMM	3130AMU67	FEDERAL HOME	Interest	06/28/2022	FHLB NOTES			30,000.00	30,000.00
41933	COMM	3130AMU67	FEDERAL HOME	Accr Int	06/28/2022	FHLB NOTES		14,166.67	-14,166.67	0.00
41934	COMM	3130AMU67	FEDERAL HOME	Interest	06/28/2022	FHLB NOTES			30,000.00	30,000.00
41934	COMM	3130AMU67	FEDERAL HOME	Accr Int	06/28/2022	FHLB NOTES		14,166.67	-14,166.67	0.00
42328	COMM	SYS42328	BCREPO 1.45% MAT	Interest	06/28/2022	BARCLAYS CAPITAL			8,055.58	8,055.58

SANTA CLARA COUNTY INVESTMENTS
Transaction Activity Report
Sorted by Transaction Date - Transaction Date

Investment #	Fund	CUSIP	Inv Descrip	TransactionType	TransactionDate	Issuer	New Principal	Principal Paydowns	Interest	Total Cash
Totals for 06/28/2022							507,056,561.09	500,028,333.34	39,722.24	-6,988,505.51
42341	COMM	SYS42341	BCREPO 1.45% MAT	Purchase	06/29/2022	BARCLAYS CAPITAL	200,000,000.00			-200,000,000.00
42336	COMM	16536JFW2	CHES DISC NOTE	Purchase	06/29/2022	CHESHAM FINANCE	49,997,819.44			-49,997,819.44
42337	COMM	16536JFW2	CHES DISC NOTE	Purchase	06/29/2022	CHESHAM FINANCE	74,996,729.16			-74,996,729.16
42338	COMM	5148X1FW8	LANDES DISC NOTE	Purchase	06/29/2022	LANDES	124,994,548.60			-124,994,548.60
42339	COMM	63873KFW2	NATXNY DISC NOTE	Purchase	06/29/2022	Natixis NY Branch	49,997,847.22			-49,997,847.22
42340	COMM	78015DNQ9	RBCNY ZERO CPN	Purchase	06/29/2022	Royal Bank of	49,108,847.22			-49,108,847.22
42329	COMM	16536JFV4	CHES DISC NOTE	Redemption	06/29/2022	CHESHAM FINANCE		50,000,000.00		50,000,000.00
42330	COMM	16536JFV4	CHES DISC NOTE	Redemption	06/29/2022	CHESHAM FINANCE		75,000,000.00		75,000,000.00
42331	COMM	5148X1FV0	LANDES DISC NOTE	Redemption	06/29/2022	LANDES		125,000,000.00		125,000,000.00
42332	COMM	63873KFW4	NATXNY DISC NOTE	Redemption	06/29/2022	Natixis NY Branch		50,000,000.00		50,000,000.00
42333	COMM	SYS42333	BCREPO 1.45% MAT	Redemption	06/29/2022	BARCLAYS CAPITAL		200,000,000.00		200,000,000.00
42333	COMM	SYS42333	BCREPO 1.45% MAT	Interest	06/29/2022	BARCLAYS CAPITAL			8,055.56	8,055.56
Totals for 06/29/2022							549,095,791.64	500,000,000.00	8,055.56	-49,087,736.08
42342	COMM	16536JG19	CHES DISC NOTE	Purchase	06/30/2022	CHESHAM FINANCE	49,997,819.44			-49,997,819.44
42343	COMM	16536JG19	CHES DISC NOTE	Purchase	06/30/2022	CHESHAM FINANCE	74,996,729.16			-74,996,729.16
42344	COMM	3135G05X7	FEDERAL NATL MTG	Purchase	06/30/2022	FNMA NOTES	9,170,120.83			-9,170,120.83
42345	COMM	59217GFB0	MET LI 4.4% MAT	Purchase	06/30/2022	MET LIFE GLOBAL	14,988,600.00			-14,988,600.00
41487	COMM	46640QFW6	JPMSCC ZERO CPN	Redemption	06/30/2022	JP Morgan Securities		50,000,000.00		50,000,000.00
41641	COMM	06417MUH6	BANK NOVA SCOTIA	Redemption	06/30/2022	BANK OF NOVA		40,000,000.00		40,000,000.00
42336	COMM	16536JFW2	CHES DISC NOTE	Redemption	06/30/2022	CHESHAM FINANCE		50,000,000.00		50,000,000.00
42337	COMM	16536JFW2	CHES DISC NOTE	Redemption	06/30/2022	CHESHAM FINANCE		75,000,000.00		75,000,000.00
42338	COMM	5148X1FW8	LANDES DISC NOTE	Redemption	06/30/2022	LANDES		125,000,000.00		125,000,000.00
42339	COMM	63873KFW2	NATXNY DISC NOTE	Redemption	06/30/2022	Natixis NY Branch		50,000,000.00		50,000,000.00
42341	COMM	SYS42341	BCREPO 1.45% MAT	Redemption	06/30/2022	BARCLAYS CAPITAL		200,000,000.00		200,000,000.00
40155	COMM	9128286Z8	UNITED STATES	Interest	06/30/2022	U.S. TREASURY			262,500.00	262,500.00
40522	COMM	3136G4XZ1	FEDERAL NATL MTG	Interest	06/30/2022	FNMA NOTES			55,500.00	55,500.00
40523	COMM	3136G4XZ1	FEDERAL NATL MTG	Interest	06/30/2022	FNMA NOTES			18,500.00	18,500.00
41016	COMM	912828ZW3	UNITED STATES	Interest	06/30/2022	U.S. TREASURY			31,250.00	31,250.00
41062	COMM	912828ZW3	UNITED STATES	Interest	06/30/2022	U.S. TREASURY			50,000.00	50,000.00
41496	COMM	9128287B0	UNITED STATES	Interest	06/30/2022	U.S. TREASURY			234,375.00	234,375.00
41641	COMM	06417MUH6	BANK NOVA SCOTIA	Interest	06/30/2022	BANK OF NOVA			72,177.76	72,177.76
41686	COMM	9128284U1	UNITED STATES	Interest	06/30/2022	U.S. TREASURY			525,000.00	525,000.00
41687	COMM	9128284U1	UNITED STATES	Interest	06/30/2022	U.S. TREASURY			262,500.00	262,500.00
41716	COMM	3130AQDY6	FEDERAL HOME	Interest	06/30/2022	FHLB NOTES			80,200.00	80,200.00
42104	COMM	9128287B0	UNITED STATES	Interest	06/30/2022	U.S. TREASURY			328,125.00	328,125.00
42104	COMM	9128287B0	UNITED STATES	Accr Int	06/30/2022	U.S. TREASURY		221,167.13	-221,167.13	0.00
42341	COMM	SYS42341	BCREPO 1.45% MAT	Interest	06/30/2022	BARCLAYS CAPITAL			8,055.56	8,055.56
Totals for 06/30/2022							149,153,269.43	590,221,167.13	1,707,016.19	442,774,913.89

SANTA CLARA COUNTY INVESTMENTS
Transaction Activity Report
Sorted by Transaction Date - Transaction Date

Investment #	Fund	CUSIP	Inv Descrip	TransactionType	TransactionDate	Issuer	New Principal	Principal Paydowns	Interest	Total Cash
40614	COMM	31422BR36	FAMCA FRN MAT	Interest	07/05/2022	FARMER MAC			67,238.89	67,238.89
Totals for 07/05/2022									67,238.89	67,238.89
Grand Total							31,816,836,138.	31,593,784,505.	21,447,051.04	-201,604,581.92