

County of Santa Clara



Finance Agency Controller-Treasurer Department

County Government Center
70 W. Hedding Street, East Wing, 2nd Floor
San Jose, California 95110-1705
(408) 299-5200 FAX (408) 288-9237

May 11, 2023

Submitted by: DocuSigned by:
Margaret Olaiya
88C20E0A14E143D
Margaret Olaiya, Finance Director

TO: BOARD OF TRUSTEES, SANTA CLARA COUNTY SCHOOL DISTRICTS
BOARDS OF DIRECTORS, SANTA CLARA COUNTY SPECIAL PURPOSE DISTRICTS

FROM: MARIA OBERG, CONTROLLER-TREASURER DocuSigned by:
Maria Oberg
9ABA3FDE7592488...

SUBJECT: COUNTY OF SANTA CLARA TREASURY INVESTMENT PORTFOLIO STATUS

RECOMMENDATION

Receive and file the March 31, 2023, Detailed Investment Portfolio Listing.

DISCUSSION

In compliance with the State of California Government Code as amended by Chapters 783 and 784, Statutes of 1995 and in compliance with County Policy, the Santa Clara County Treasury Investment Portfolio Report as of March 31, 2023, is submitted for your review and acceptance.

The attached detailed investment report lists each investment of the County Treasury Pool, as well as individual reports for specific investment funds that each school district or special district has in the County Treasury. The reports include the respective purchase and maturity dates, par value, amortized cost, market value, and yield to maturity for each investment.

A summary of market value versus cost is provided below for Commingled Investments of the County Pool.

	Cost	Market Value	Increase (Decrease)	Percent
Commingled Investments	\$ 11,612,295,649	\$ 11,296,769,684	-\$ 315,525,966	-2.72%

TO: SANTA CLARA COUNTY SCHOOL DISTRICTS AND SPECIAL PURPOSE DISTRICTS

Page 2

The yield of the Pool on March 31, 2023 was 2.84%. As a comparison, on March 31, 2023, the yield of a 6-month Treasury Bill was 4.86%. A two-year Treasury Note was 4.03%. The State of California Local Agency Investment Fund (LAIF) yield was 2.83%.

Attached with the current investment-economic outlook is a schedule that lists the average weighted maturities and yield for the Commingled Investment Pool. Charts outlining investment concentration and distribution of bond maturities are provided for the Pool. Also included is a chart showing the one-year history of the Pool along with interest rates offered by selected comparable instruments.

Securities are purchased with the expectation that they will generally be held to maturity, hence unrealized gains or losses are not reflected in the yield calculations.

The market values of Pool securities were taken from pricing services provided by Bank of New York Mellon, Bloomberg Analytics, dealer quotes, and an independent pricing service.

A combination of maturing securities, new revenues, and tax receipts will adequately cover the anticipated cash flow needs for the next six months. Cash flows are continually monitored and are considered paramount in the selection of securities purchased for the Pool.

Attachments:

March 31, 2023, Quarterly Investment Report



Quarterly Investment Report

March 31, 2023



Quarterly Investment Review Table of Contents

Quarterly Investment Report Table of Contents

Summary of Cost Values versus Market Values and Yields	1
Economic Update and Portfolio Strategy	2
Liquidity Adequacy and Review and Monitoring	5
Commingled Pool: Allocation by Security Types	6
Commingled Pool: Allocation by Ratings	7
Commingled Pool: Holdings by Issuer	8
Commingled Pool: Historical Month End Book Values	9
Commingled Pool: Distribution by Maturity	10
Commingled Pool: Yield to Maturity and Weighted Average Maturity	11
Approved Issuers and Broker/Dealers	12
Commingled Pool: Compliance with Investment Policy	13
Commingled Pool: Month Ended January 31, 2023	14
Commingled Pool: Month Ended February 28, 2023	15
Holdings Report: Commingled Pool	16
Holdings Report: Worker's Compensation	33
Holdings Report: Park Charter Fund	34
Holdings Report: San Jose-Evergreen	35
Transaction Activity Report	36

Board of Supervisors: Sylvia Arenas, Cindy Chavez, Otto Lee, Susan Ellenberg, S. Joseph Simitian

County Executive: Jeffrey V. Smith



Santa Clara County Commingled Pool and Segregated Investments

March 31, 2023

Fund	Cost Value**	Market Value	Variance	% Variance
Commingled Investment Pool	\$11,612,295,649	\$11,296,769,684	-\$315,525,966	-2.72%
Worker's Compensation	\$30,554,741	\$29,286,706	-\$1,268,035	-4.15%
Park Charter Fund	\$4,495,674	\$4,339,545	-\$156,129	-3.47%
San Jose-Evergreen	\$21,681,692	\$21,644,140	-\$37,552	-0.17%
Medical Malpractice Insurance Fund (1)	\$9,947,176	\$9,527,287	-\$419,889	-4.22%
Total	\$11,678,974,933	\$11,361,567,362	-\$317,407,571	-2.72%

(1) Managed by Chandler Asset Management, Inc.

Summary of Yields* for Select Santa Clara County Investment Funds

Fund	2023			2022
	Jan 31	Feb 28	Mar 31	Mar 31
Commingled Investment Pool	2.61%	2.65%	2.84%	0.79%
Worker's Compensation	1.99%	2.04%	2.08%	1.21%
Weighted Yield	2.61%	2.65%	2.84%	0.79%

*Yield to maturity (YTM) is the rate of return paid on a bond, note, or other fixed income security if the investor buys and holds it to its maturity date and if the coupon interest paid over the life of the bond is reinvested at the same rate as the coupon rate. The calculation for YTM is based on the coupon rate, length of time to maturity, and market price at time of purchase.

Yield is a snapshot measure of the yield of the portfolio on the day it was measured based on the current portfolio holdings on that day. This is not a measure of total return, and is not intended to be, since it does not factor in unrealized capital gains and losses and reinvestment rates are dependent upon interest rate changes

**Cost Value is the amortized book value of the securities as of the date of this report.



Santa Clara County Commingled Pool and Segregated Investments

Economic Update and Portfolio Strategy

March 31, 2023

The U.S. domestic economy benefited from moderating inflation and a healthy labor market during the quarter ending March 31, 2023. The unemployment rate dropped slightly to 3.5 percent from 3.6 percent. Companies are still raising pay to attract and retain a scarce supply of workers. As a result, U.S. workers began to see pay gains run faster than inflation, expanding their purchasing power. Wage gains have generally lagged inflation over the past two years. Given tighter monetary conditions, it has been generally expected that the economy would lose momentum, nevertheless economists still expect reasonable growth. The economy will expand 1.8 percent in the first quarter, according to the latest results of a Bloomberg News survey of 79 economists conducted in mid-April. The economy grew by 2.6 percent the prior quarter.

The Federal Reserve Bank (Fed) has not completed the aggressive monetary tightening campaign it started over a year ago to curb surging inflation. Fed policy makers are expected to hike rates by another quarter point at their May 2nd meeting, as inflation remains still too high. Afterwards, the Fed may pause tightening given that inflation has moderated somewhat but some policymakers are clearly inclined to raise more in the months thereafter.

In March, Fed policy makers voted unanimously to increase the target range for its policy interest rate by 25 basis points, to a range of 4.75 percent to 5.0 percent. This is the ninth straight time policymakers has raised borrowing costs since they launched a string of aggressive rate hikes starting in March 2022, when rates were near zero. The policy rate has not been this high since September 2007, when rates were at their peak just prior to the financial crisis.

Given recent concerns about the U.S. banking system, it had been unclear whether policy makers would hike rates in March. Deposits system wide dropped sharply, in the immediate aftermath of the failures of Silicon Valley Bank (SVB) and others, leaving U.S. deposits at the lowest level since July 2021. SVB is the biggest bank to fail since the 2008 financial crisis. The Treasury Department, Federal Reserve and Federal Deposit Insurance Corp. intervened to protect startup-focused SVB's depositors, fearing that not protecting the bank's deposits could lead to a system-wide bank run. The FDIC is in the process of selling SVB's assets.

Corporations and consumers are opting to move cash from regional banks to large money center banks and money market funds, perceived as safer and providing much higher yields. Some of this has been motivated by contagion fears and the intent to avoid vulnerable banks. Loss of deposits has forced some banks to become more competitive to attract funds, in addition to reducing lending activities.

With little evidence that financial stability had been impacted or banking turmoil had weighed on the broader economy, policy makers reiterated combating inflation continues as their primary priority. In fact, policy makers have commented that tighter credit conditions due to less bank lending will help do their work, which could lessen the urgency or possibly necessity for further interest-rate hikes. Economists expect that recent price gains along with a still-strong labor market will likely lead the Fed to raise interest rates at least once more in May before the Fed decides to engage in an extended pause.



Santa Clara County Commingled Pool and Segregated Investments

Economic Update and Portfolio Strategy

March 31, 2023

U.S. labor markets remain resilient and retain core strength. Many employers are still reticent to let go of workers, even with softening demand conditions, and particularly due to the challenges they faced previously to fill a range of open positions across the economy.

Nevertheless, indicators suggest a gradual loss of momentum is occurring. U.S. employers added 236,000 jobs in March. This is a modest reduction from the 326,000 jobs generated in February. Job growth in the big industries that lagged in the pandemic recovery continue to show robust gains. Government, education, health care, leisure and hospitality added a combined 184,000 jobs in March, consistent with the monthly gains they have been booking for the past 12 months. Aggregate payrolls in goods-producing sectors have begun to decline, as have those in financial activities and construction (the latter of which has structural worker shortages of its own.) Payroll growth in information (media, telecom and data processing) has slowed significantly.

The nation's unemployment rate fell to 3.5 percent from 3.6 percent. The average hourly pay for workers rose 4.2 percent from a year earlier, to \$33.18 from \$31.83. Of note, wage growth for production and non-supervisory employees, mostly ordinary workers are outpacing overall wages that include those of bosses and managers. This did not occur in the 2010s.

In contrast, there has been a noteworthy fall in job openings and an uptick in recent unemployment claims. During 2022, there were more than two vacancies for each unemployed person, an unprecedented position. That number is now down to 1.67 vacancies per job-seeker, a 20 percent reduction. The trend is shifting. Vacancies are still historically high and there are still more unfilled jobs for professional and business services workers than there were prior to the pandemic.

Recurring U.S. unemployment benefit (continuing) claims jumped to the highest level since November 2021. While the data can be volatile from week to week, the pickup in continuing claims provides insight into how quickly the out-of-work are able to find a new job. Current levels suggest labor markets are slowing. Continuing claims, or the number of people who have already filed an initial application and are now claiming unemployment benefits, rose by 61,000 to 1.87 million in the week ended April 8 according to the Labor Department.

The increase in labor participation reflected in March data most likely encouraged policy makers. Many younger and less experienced workers entered the workforce to take less glamorous and hard-to-fill jobs in industries like education and health care. These newcomers support growth while also easing inflation by taking strain off supply chains.



Santa Clara County Commingled Pool and Segregated Investments

Portfolio Strategy

March 31, 2023

U.S. inflation moderated in March to its lowest level in nearly two years. The consumer-price index (CPI), the most closely followed inflation gauge rose 5 percent in March from a year earlier, down from February's 6 percent increase and the smallest gain since May 2021. Some of the early drivers of the current inflation surge, including supply chain congestion have already abated. Shipping rates from China to the West Coast have dropped close to pre-pandemic levels after having dramatically increased in 2021. From the Fed's perspective, March results is a decent outcome, but not good enough. Inflation remains too high. Inflation remains elevated, well above the 2.1 percent average in the three years before the pandemic and the Fed's 2 percent target.

Grocery prices declined in March from the prior month, the first one-month drop since September 2020. Egg prices, which soared last year due to an Avian-flu outbreak, posted the biggest single-month drop since 1987. Gasoline and residential natural-gas prices also dropped. New auto prices rose but used auto prices fell.

Core CPI, an underlying measure that excludes volatile energy and food categories, increased 5.6 percent in March from a year earlier, slightly higher than prior month's 5.5 percent. Core inflation, which economists see as a better predictor of future inflation, has stayed stubbornly high in part because of inflationary pressures from shelter costs.

Shelter accounts for 43 percent of the core consumer price index. Due to calculation methodology, rent inflation in the CPI tends to lag market trends on new leases, which have already shown significant slowing. While shelter inflation remains elevated, it is expected to fall, albeit sluggishly. Economists expect it will take through the end of 2024 for rents to essentially normalize and stop adding to inflation.

The portfolio strategy continues to focus on the:

- (1) acquisition of high-quality issuers;
- (2) identifying and selecting bonds with attractive valuations;
- (3) appropriately sizing the liquidity portion of the portfolio to ensure adequate cash for near term obligations; and
- (4) ensuring that monies targeted for longer term investments are deployed in vehicles with favorable risk-adjusted yields



Santa Clara County Commingled Pool and Segregated Investments

Portfolio Liquidity Adequacy, Review, and Monitoring

March 31, 2023

Yield and Weighted Average Maturity

The yield of the Commingled Pool is 2.84 and the weighted average life is 613 days.

Liquidity Adequacy

The County Treasurer believes the Commingled Pool contains sufficient cash flow from liquid and maturing securities, bank deposits and incoming cash to meet the next six months of expected expenditures.

Review and Monitoring

FHN Financial Main Street Advisors, the County's investment advisor, currently monitors the Treasury Department's investment activities.

Additional Information

Securities are purchased with the expectation that they will be held to maturity, so unrealized gains or losses are not reflected in the yield calculations.

The market values of securities were taken from pricing services provided by the Bank of New York Mellon, Bloomberg Analytics, dealer quotes, and an independent pricing service.

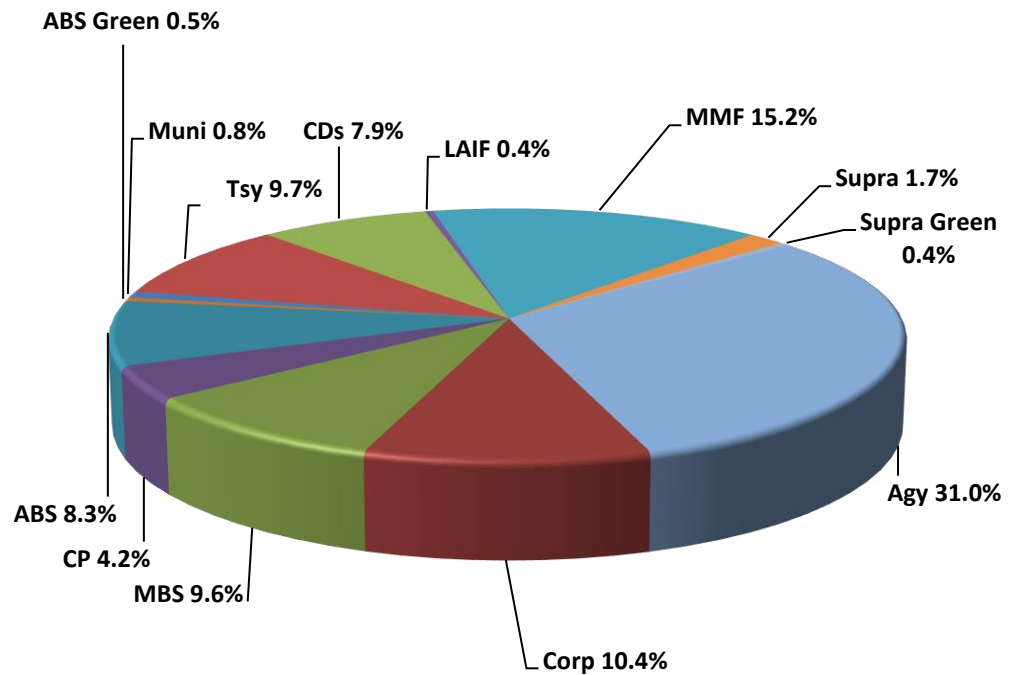


Santa Clara County Commingled Pool

Allocation by Security Types

March 31, 2023

Sector	3/31/2023	12/31/2022	% Chng
Federal Agencies	30.99%	33.74%	-2.75%
Corporate Bonds	10.37%	10.41%	-0.04%
Mortgage Backed Securities	9.55%	8.61%	0.95%
Commercial Paper	4.25%	5.50%	-1.25%
ABS	8.26%	8.08%	0.18%
ABS Green Bonds	0.50%	0.40%	0.10%
Municipal Securities	0.82%	0.78%	0.04%
U.S. Treasuries	9.66%	9.46%	0.20%
Negotiable CDs	7.88%	6.40%	1.48%
LAIF	0.38%	0.35%	0.02%
Money Market Funds	15.23%	13.66%	1.57%
Supranationals	1.69%	2.21%	-0.52%
Supranationals Green Bonds	0.43%	0.40%	0.02%
Total	100.00%	100.00%	



Sector	3/31/2023	12/31/2022
Federal Agencies	3,599,215,918	4,139,231,500
Corporate Bonds	1,203,790,657	1,277,132,786
Mortgage Backed Securities	1,109,155,611	1,055,672,750
Commercial Paper	493,200,417	674,175,736
ABS	959,210,549	990,622,882
ABS Green Bonds	57,688,811	48,993,778
Municipal Securities	94,892,367	95,236,649
U.S. Treasuries	1,121,306,543	1,160,253,760
Negotiable CDs	915,000,000	785,000,000
LAIF	43,701,957	43,474,846
Money Market Funds	1,768,743,192	1,675,989,907
Supranational	196,710,442	271,578,941
Supranationals Green Bonds	49,679,186	49,649,806
Total	11,612,295,649	12,267,013,341

Amounts are based on book value

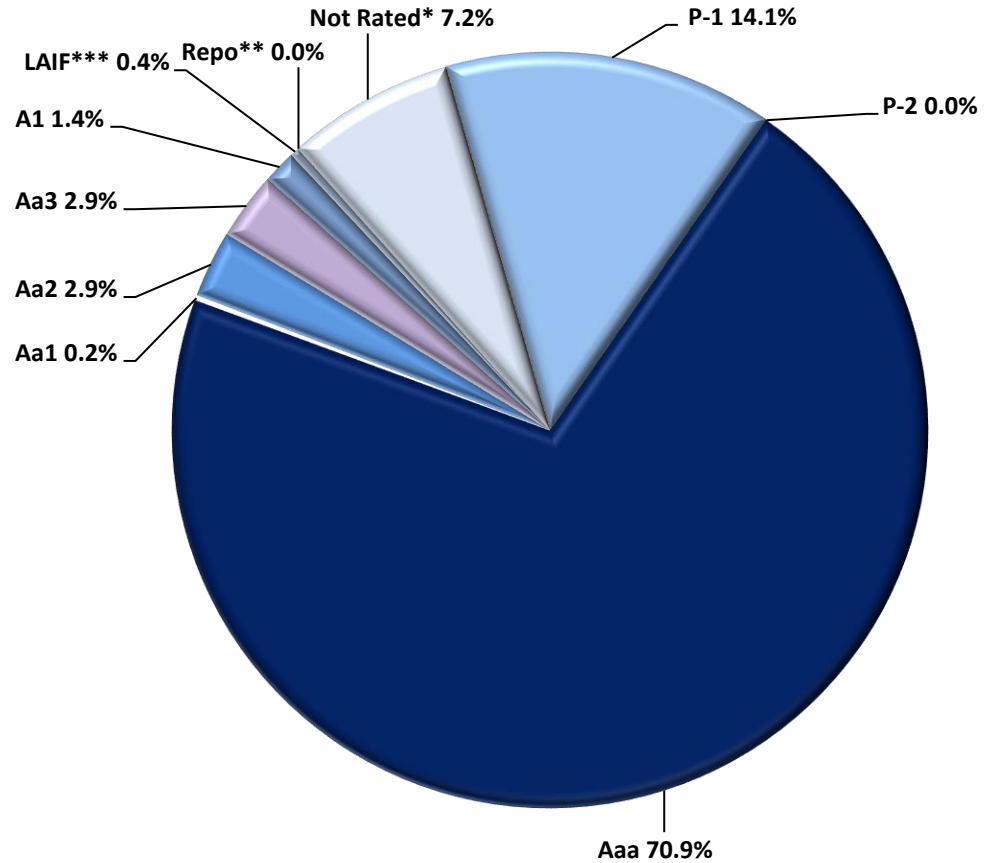


Santa Clara County Commingled Pool

Allocation by Ratings

March 31, 2023

Moody's Rating	Portfolio \$	Portfolio %
P-1	1,640,116,229	14.1%
P-2	-	0.0%
Aaa	8,234,633,450	70.9%
Aa1	22,505,045	0.2%
Aa2	333,852,914	2.9%
Aa3	336,680,397	2.9%
A1	164,909,592	1.4%
A2	2,495,000	0.0%
A3	-	0.0%
LAIF***	43,701,957	0.4%
Repo**	-	0.0%
Not Rated*	833,401,067	7.2%
Total	11,612,295,649	100.0%



*Not Rated by Moody's but at least A-1 & F1 by S&P & Fitch.

**Repurchase Agreements are not rated, but are collateralized by U.S. Treasury securities or securities issued by the Federal Agencies of the U.S.

***LAIF is not rated, but is comprised of State Code allowable securities

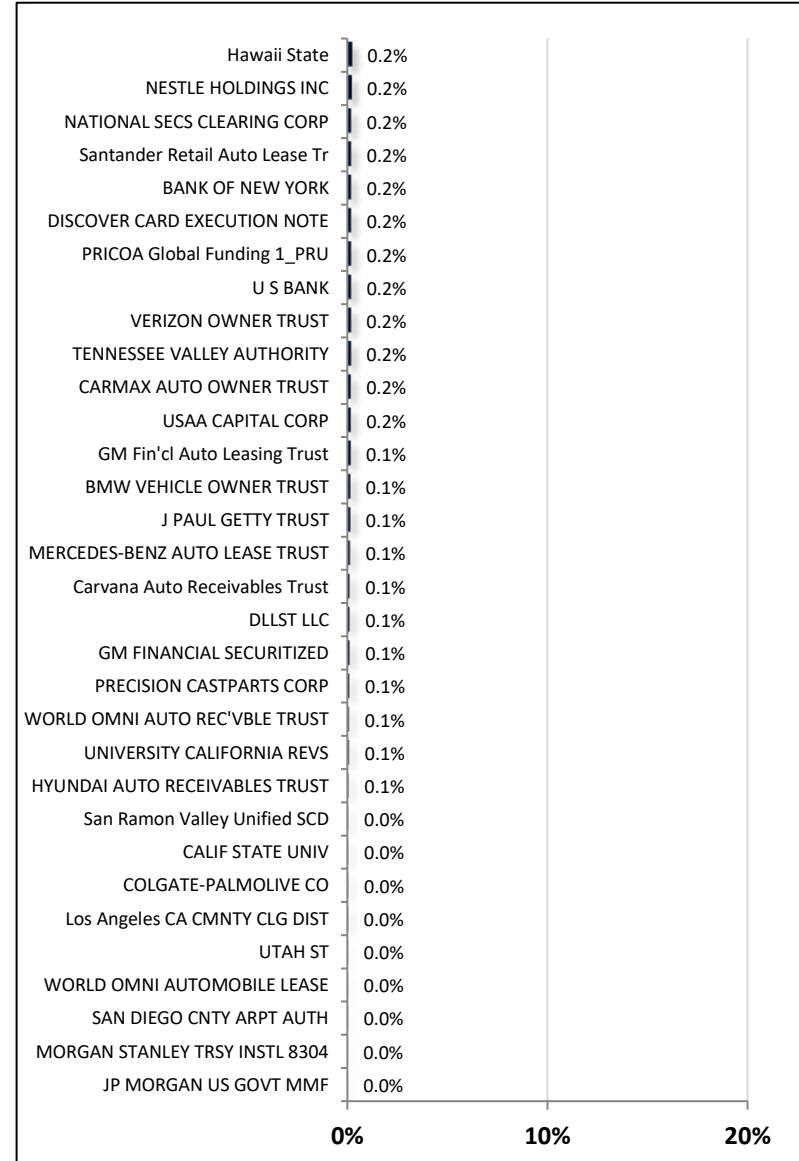
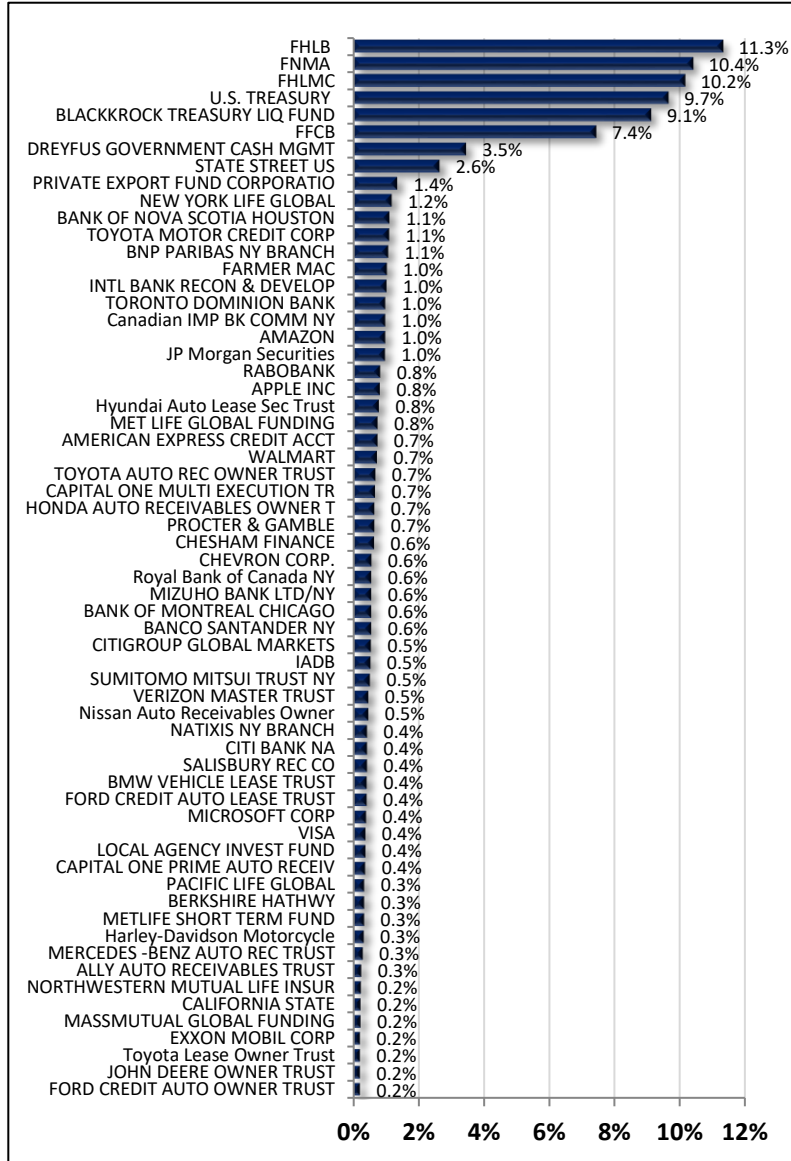
Amounts are based on book values



Santa Clara County Commingled Pool

Holdings by Issuer - Percent of Commingled Pool

March 31, 2023



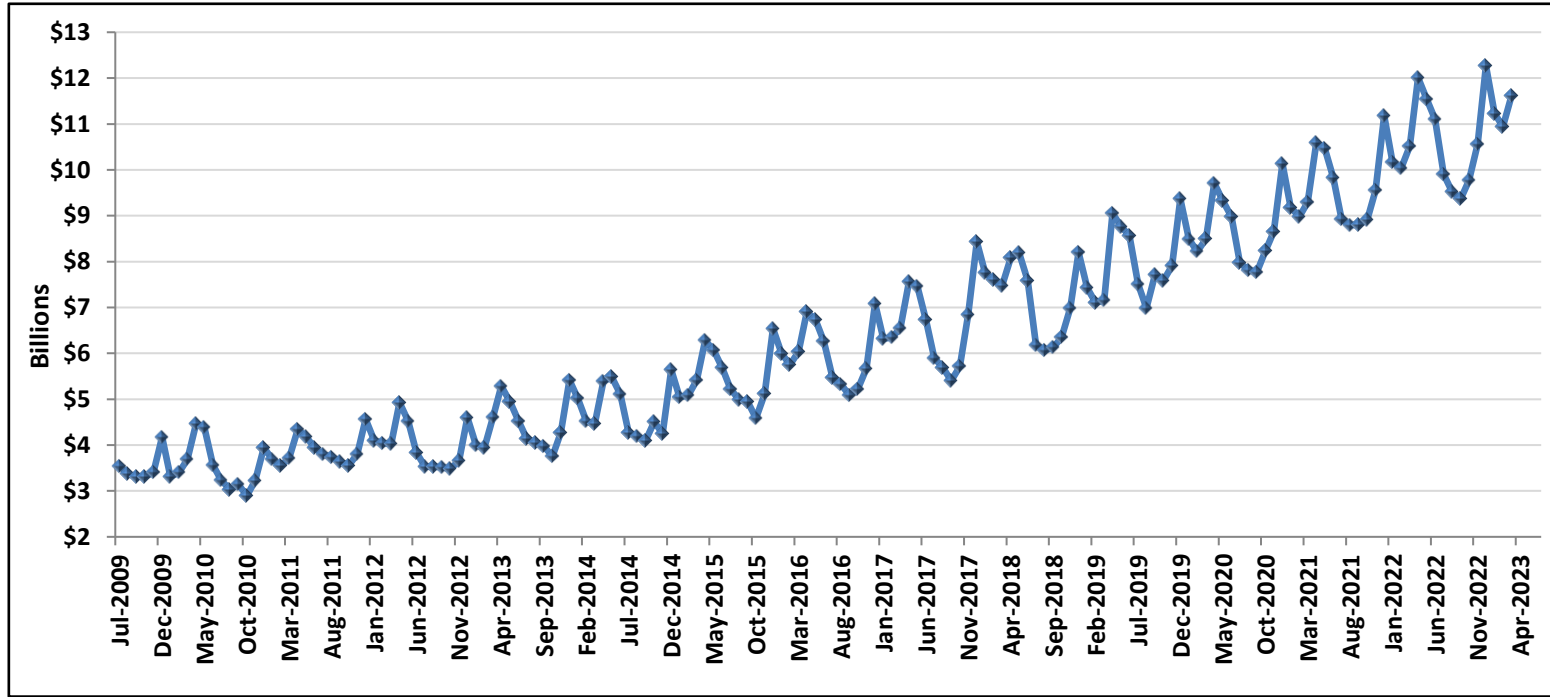
Amounts are based on book values



Santa Clara County Commingled Pool

Historical Month End Book Values

March 31, 2023



Fiscal Year	Jul	Aug	Sep	Oct	Nov	Dec	Jan	Feb	Mar	Apr	May	Jun
FY 2013	\$3.508	\$3.517	\$3.515	\$3.469	\$3.645	\$4.600	\$3.918	\$3.982	\$4.606	\$5.286	\$4.952	\$4.521
FY 2014	\$4.133	\$4.052	\$3.975	\$3.758	\$4.271	\$5.419	\$5.019	\$4.520	\$4.461	\$5.386	\$5.487	\$5.108
FY 2015	\$4.267	\$4.194	\$4.096	\$4.051	\$4.247	\$5.639	\$5.045	\$5.085	\$5.420	\$6.284	\$6.065	\$5.690
FY 2016	\$5.212	\$4.990	\$4.941	\$4.587	\$5.120	\$6.543	\$5.997	\$5.752	\$6.040	\$6.911	\$6.728	\$6.263
FY 2017	\$5.469	\$5.328	\$5.088	\$5.220	\$5.671	\$7.082	\$6.319	\$6.348	\$6.550	\$7.556	\$7.469	\$6.730
FY 2018	\$5.898	\$5.689	\$5.408	\$5.720	\$6.850	\$8.427	\$7.754	\$7.608	\$7.472	\$8.079	\$8.192	\$7.584
FY 2019	\$6.180	\$6.068	\$6.127	\$6.350	\$6.987	\$8.199	\$7.425	\$7.105	\$7.151	\$9.054	\$8.767	\$8.565
FY 2020	\$7.510	\$6.984	\$7.179	\$7.583	\$7.909	\$9.363	\$8.487	\$8.219	\$8.494	\$9.705	\$9.321	\$8.977
FY 2021	\$7.976	\$7.814	\$7.767	\$8.234	\$8.653	\$10.129	\$9.174	\$8.981	\$9.296	\$10.594	\$10.473	\$9.829
FY 2022	\$8.922	\$8.794	\$8.809	\$8.909	\$9.553	\$11.180	\$10.167	\$10.031	\$10.519	\$12.009	\$11.545	\$11.103
FY 2023	\$9.904	\$9.523	\$9.365	\$9.772	\$10.556	\$12.267	\$11.229	\$10.943	\$11.612			

Amounts in billions

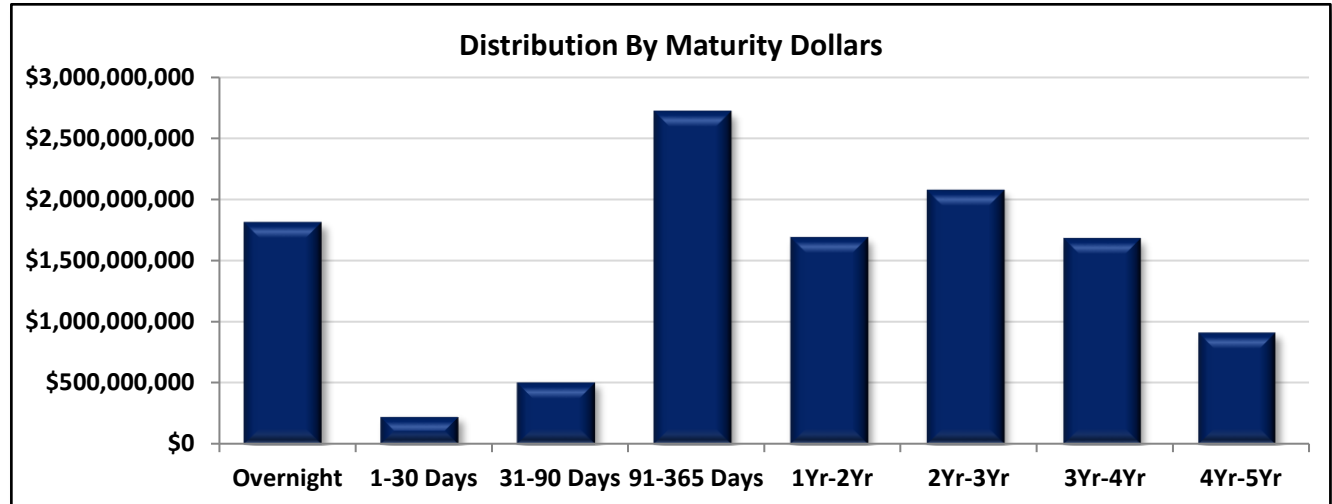


Santa Clara County Commingled Pool

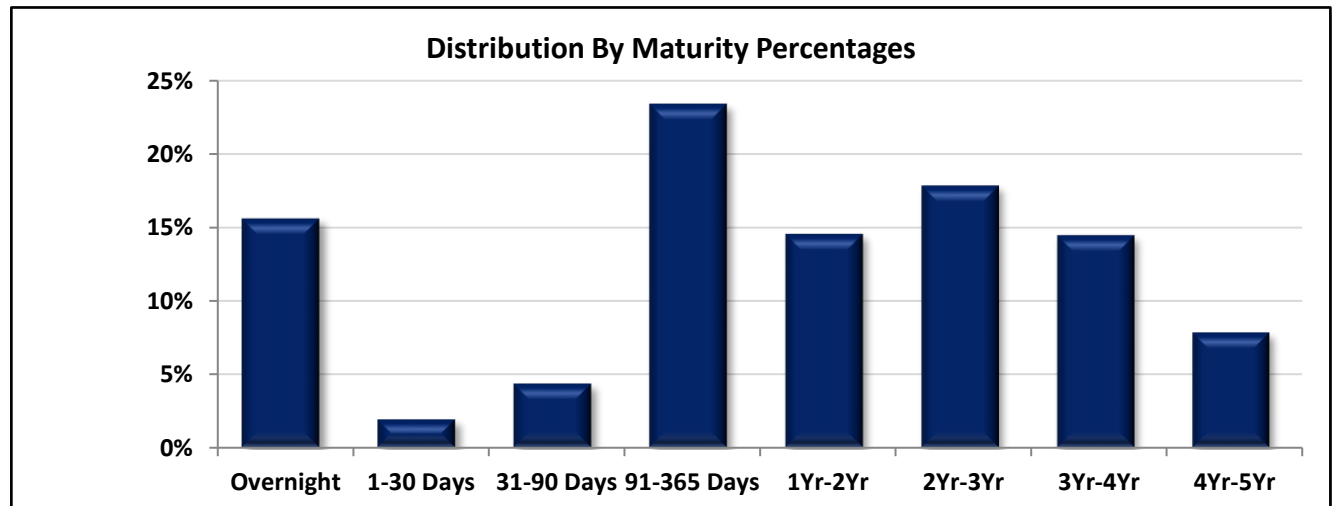
Distribution by Maturity

March 31, 2023

Maturity	Amount*
Overnight	1,812,445,149
1-30 Days	223,071,209
31-90 Days	504,920,594
91-365 Days	2,717,650,930
1Yr-2Yr	1,689,464,236
2Yr-3Yr	2,074,029,847
3Yr-4Yr	1,680,664,848
4Yr-5Yr	910,048,836
	11,612,295,649



Maturity	Amount*
Overnight	15.61%
1-30 Days	1.92%
31-90 Days	4.35%
91-365 Days	23.40%
1Yr-2Yr	14.55%
2Yr-3Yr	17.86%
3Yr-4Yr	14.47%
4Yr-5Yr	7.84%
	100.00%



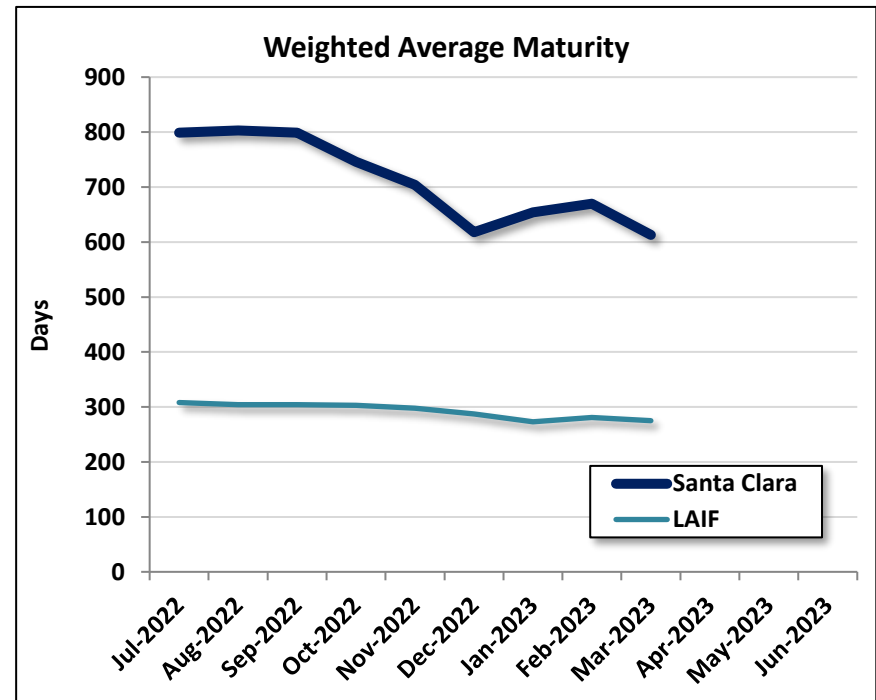
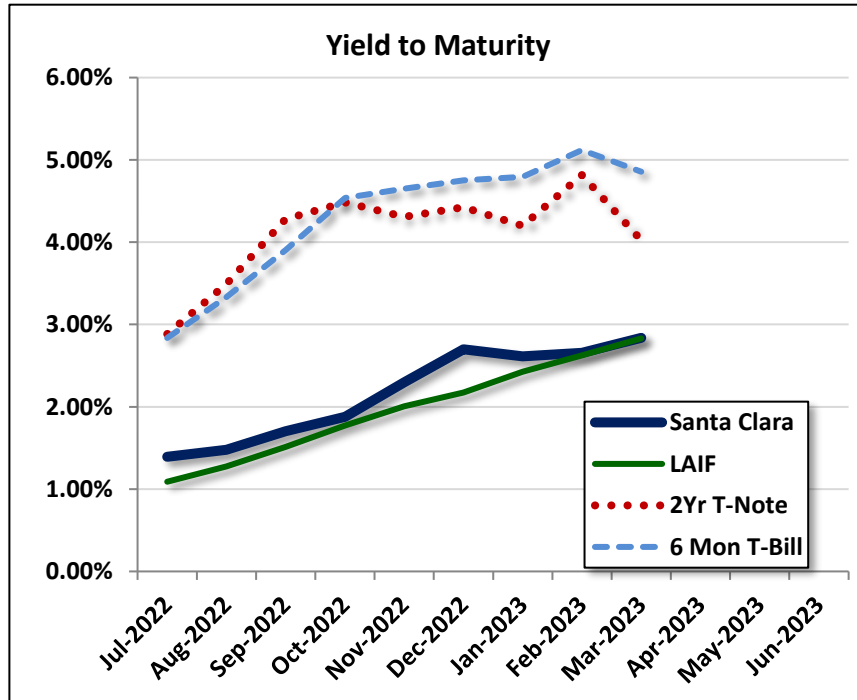
*Amounts are based on book value



Santa Clara County Commingled Pool

Yield to Maturity and Weighted Average Maturity

March 31, 2023



Item	Jul-22	Aug-22	Sep-22	Oct-22	Nov-22	Dec-22	Jan-23	Feb-23	Mar-23	Apr-23	May-23	Jun-23
SCC YTM	1.39%	1.48%	1.71%	1.88%	2.30%	2.70%	2.61%	2.66%	2.84%			
LAIF YTM	1.09%	1.28%	1.51%	1.77%	2.01%	2.17%	2.43%	2.62%	2.83%			
6 Mon T-Bill	2.84%	3.33%	3.90%	4.54%	4.65%	4.75%	4.80%	5.12%	4.86%			
2Yr T-Note	2.88%	3.49%	4.28%	4.48%	4.31%	4.43%	4.20%	4.82%	4.03%			
SCC WAM	799	803	799	746	704	618	654	670	613			
LAIF WAM	308	304	304	303	298	287	273	281	275			
SCC Duration*	1.64	1.66	1.61	1.56	1.44	1.27	1.36	1.39	1.26			
LAIF Duration	0.84	0.83	0.83	0.83	0.82	0.78	0.75	0.77	0.75			

*Duration is expressed in years. The Duration for LAIF is an estimate

Note: Yield to Maturity for 2Yr T-Note and 6 Mon T-bill are yields at market levels. LAIF and Santa Clara yields are calculated at purchase cost.



Santa Clara County

Approved Issuers and Broker/Dealers

March 31, 2023

Direct Commercial Paper Issuers

Toyota Motor Credit

Broker/Dealers

Academy Securities, Inc
Bank of America Merrill Lynch
Barclays Capital, Inc
BMO Capital Markets
BNP Paribas Securities Corp
BNY Mellon Capital Markets, LLC
BOK Financial Securities (Bank of Oklahoma)
Brean Capital LLC
Cantor Fitzgerald & Co
Citigroup Global Markets Inc
Daiwa Capital Markets America Inc
Deutsche Bank Securities Inc
INSPEREX
Jefferies LLC
JP Morgan Securities, Inc
Keybanc Capital Markets, Inc
Loop Capital Markets LLC
Mizuho Securities USA, Inc
MUFG Securities USA LLC
Raymond James, Inc.
RBC Capital Markets, Inc
UBS Securities LLC
Vining Sparks LP
Williams Capital

Santa Clara County Commingled Pool
Compliance with Investment Policy
March 31, 2023



Item/Sector	Parameters	In Compliance
Maturity	Weighted Average Maturity (WAM) must be less than 36 months	Yes
Interest Periods	Securities must pay interest within one year of the initial investment and at least semiannually in subsequent years	Yes
Investment Swaps	Similar maturity swaps, so as not to affect cash flow needs, should have minimum 5 basis point gain	Yes
Issuer Limits	No more than 5% of the portfolio shall be invested in aggregate of any single institution of the following types: Bankers Acceptances, CP, Negotiable CDs, and Corporate Notes	Yes
U.S. Treasuries	No sector limit, no issuer limit, max maturity 5 years	Yes
U.S. Federal Agencies	No sector limit, no issuer limit, max maturity 5 years	Yes
LAIF	No sector limit, no issuer limit, CA State's deposit limit \$65 million	Yes
Repurchase Agreements	No sector limit, no Issuer limit, max maturity 92 days, treasury and agency collateral at 102% of investment, if maturity exceeds 15 days, must be collateralized by securities with 5 years or less maturities	Yes
Commercial Paper	Sector limit 40%, issuer limit 5%, max maturity 270 days, rated by at least two: A-1 (S&P), P-1 (Moody's), F-1 (Fitch), issued by domestic corporation w/ at least \$500 mil of assets, and long term debt rated by at least two: AA- (S&P/Fitch)/Aa3 (Moody's)	Yes
Corporate Bonds	Sector limit 30%, issuer limit 5%, max maturity 5 years, rated by at least two: A (S&P/Fitch)/A2 (Moody's), issued by domestic corps/depositories	Yes
Money Market Funds	Sector limit 20%, issuer limit 10%, rated by at least two: AAA-m (S&P/Fitch)/Aaa-mf (Moody's), MMF has at least \$500 mil managed	Yes
Negotiable Certificates of Deposit	Sector limit 30%, issuer limit 5%, max maturity 5 years, if under 1 year rated by at least two: A-1 (S&P), P-1 (Moody's), F-1 (Fitch), if greater than 1 year rated by at least two: AA- (S&P/Fitch)/Aa3 (Moody's)	Yes
Municipal Securities	Sector limit 10%, no issuer limit, State of CA, local CA agencies, and other municipal securities of the other 49 states, if long-term rated, then by at least two: A- (S&P/Fitch)/A3 (Moody's), if short-term rated, then by at least two: SP-1 (S&P), MIG-1 (Moody's), F-1 (Fitch), revenue based bonds payable solely out of the States' or local agencies' revenues	Yes
Mortgage-Backed Securities	Sector limit 20% in aggregate with ABS, no issuer limit, max maturity 5 years, collateralized by pools of conforming residential mortgage loans insured by FHLMC/FNMA and residential mortgages guaranteed by FHA (GNMA)	Yes
Asset-Backed Securities	Sector limit 20% in aggregate with ABS, no issuer limit, max maturity 5 years, collateralized by pools of loans such as installment/receivables, security must be rated by at least two: AA- (S&P/Fitch), Aa3 (Moody's), issuer rated by at least two: A- (S&P/Fitch), A3 (Moody's)	Yes
Supranational Debt Obligations	Sector limit 10%, max maturity 5 years, issued or unconditionally guaranteed by the IBRD, rated by at least two: AAA (S&P/Fitch), Aaa (Moody's)	Yes
Bankers' Acceptances	Sector limit 40%, issuer limit 5%, max maturity 180 days, rated by at least two: A-1 (S&P), P-1 (Moody's), F-1 (Fitch), issued by commercial banks, collateral must exceed market value of security by 2%	Yes, None in Portfolio
Securities Lending	Sector limit 20%, max maturity 92 days for loans and reinvestment, loan counterparty must be a primary dealer, loaned securities must be owned for at least 30 days	Yes, None in Portfolio



Santa Clara County Commingled Pool

Allocation by Security Types

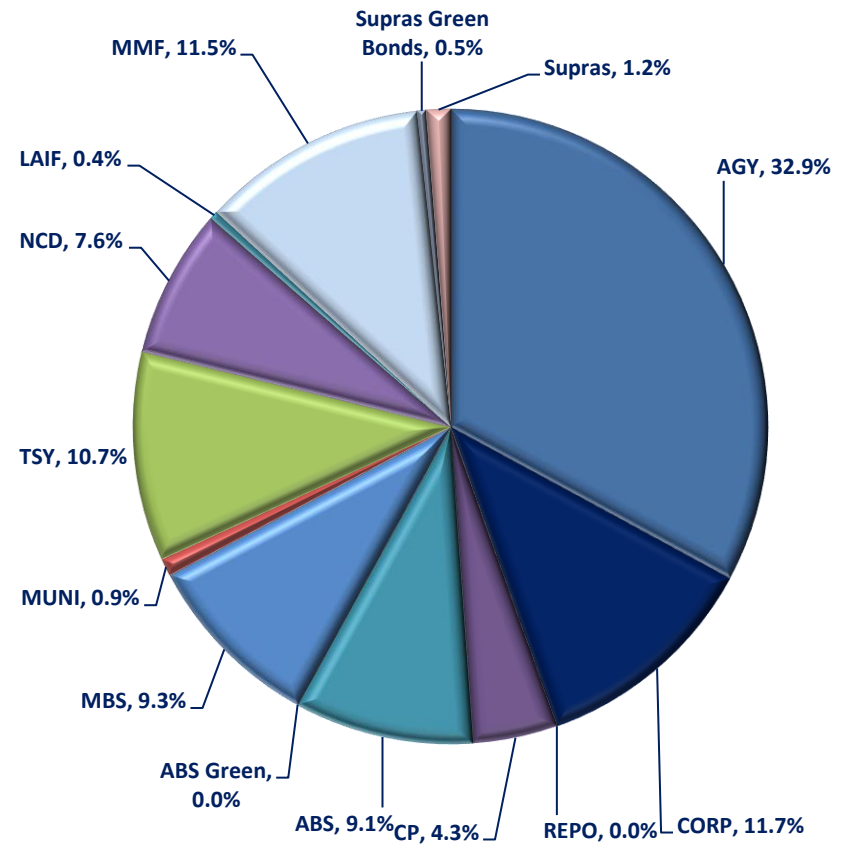
For the Month Ended January 31, 2023

Average Daily Balance	\$ 11,782,965,755.12
Book Yield	2.613%
Weighted Average Maturity	654 Days

Investment Type	Par Value (Millions)	Book Value* (Millions)	Value (Millions)
Federal Agencies	\$ 3,571.07	\$ 3,552.10	\$ 3,410.35
Corporate Bonds	1,260.72	1,252.26	1,209.10
Repurchase Agreements	-	-	-
Commercial Paper	454.43	446.33	446.59
Asset-Backed Securities	976.80	976.69	945.54
Asset-Backed Sec Green Bds	-	-	-
Mortgage Backed Securities	1,006.44	1,018.93	959.13
Municipal Securities	94.13	95.12	92.33
U.S. Treasuries	1,165.00	1,160.60	1,103.87
Negotiable CDs	785.00	785.00	786.26
LAIF	43.70	43.70	43.70
Money Market Funds	1,189.24	1,189.24	1,189.24
Supranationals Green Bonds	50.00	49.66	47.90
Supranationals	131.75	131.71	127.56
Total	\$ 10,728.27	\$ 10,701.34	\$ 10,361.55

*Represents Amortized Book Value

Asset Allocation By Market Value





Santa Clara County Commingled Pool

Allocation by Security Types

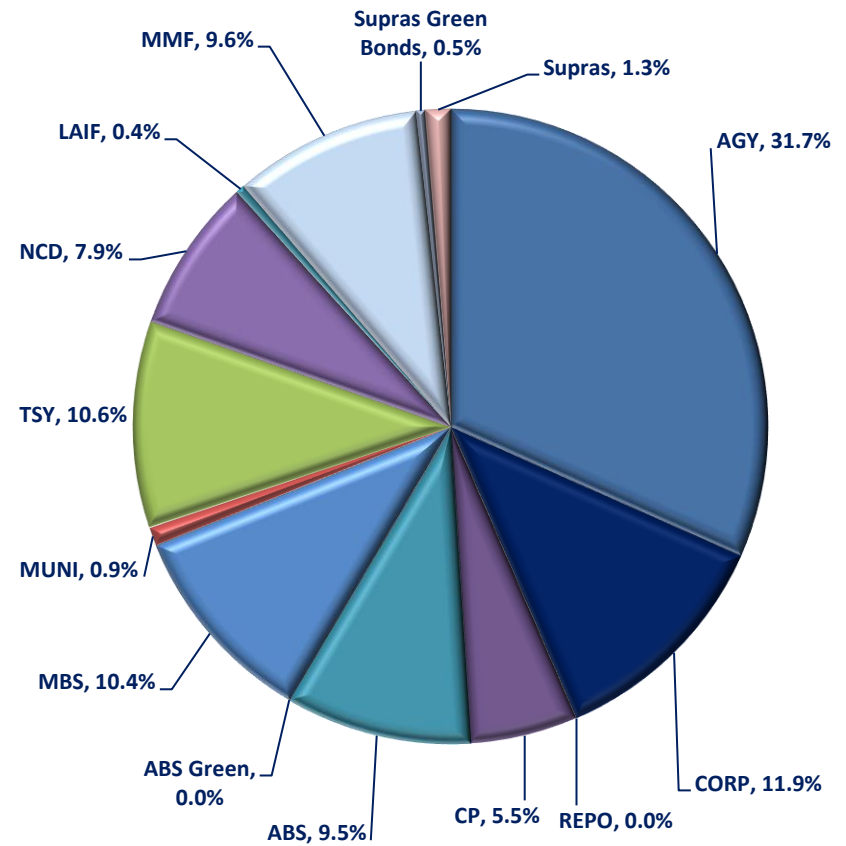
For the Month Ended February 28, 2023

Average Daily Balance	\$ 11,111,332,891.80
Book Yield	2.655%
Weighted Average Maturity	670 Days

Investment Type	Par Value (Millions)	Book Value* (Millions)	Value (Millions)
Federal Agencies	\$ 3,356.07	\$ 3,336.58	\$ 3,167.34
Corporate Bonds	1,250.22	1,241.89	1,187.02
Repurchase Agreements	-	-	-
Commercial Paper	554.43	547.79	547.98
Asset-Backed Securities	983.79	983.68	950.33
Asset-Backed Sec Green Bds	-	-	-
Mortgage Backed Securities	1,111.26	1,118.13	1,043.58
Municipal Securities	94.13	95.01	91.96
U.S. Treasuries	1,125.00	1,120.92	1,055.82
Negotiable CDs	785.00	785.00	785.82
LAIF	43.70	43.70	43.70
Money Market Funds	955.78	955.78	955.78
Supnationals Green Bonds	50.00	49.67	47.67
Supnationals	131.75	131.71	127.10
Total	\$ 10,441.12	\$ 10,409.85	\$ 10,004.11

*Represents Amortized Book Value

Asset Allocation By Market Value



SANTA CLARA COUNTY INVESTMENTS
Fund COMM - COMMINGLED POOL
Investments by Fund
March 31, 2023

CUSIP	Investment #	Issuer	Purchase Date	Book Value	Par Value	Market Value	Current Rate	YTM 360	YTM 365	Maturity Date	Days To Maturity
Negotiable CDs											
05966DX80	42763	BANCO SANTANDER NY	12/09/2022	65,000,000.00	65,000,000.00	65,058,749.60	5.470	5.470	5.545	08/04/2023	125
06367CZA8	42642	BANK OF MONTREAL CHICAGO	10/28/2022	65,000,000.00	65,000,000.00	65,020,995.00	5.330	5.330	5.404	07/28/2023	118
05586FEZ6	42703	BNP PARIBAS NY BRANCH	11/21/2022	60,000,000.00	60,000,000.00	59,993,880.00	5.250	5.250	5.322	07/31/2023	121
05586FQV2	43003	BNP PARIBAS NY BRANCH	03/22/2023	65,000,000.00	65,000,000.00	64,993,565.00	5.070	5.070	5.140	06/30/2023	90
06417MU94	43017	BANK OF NOVA SCOTIA HOUSTON	03/28/2023	65,000,000.00	65,000,000.00	64,979,395.00	5.200	5.200	5.272	09/29/2023	181
13606KPZ3	42665	Canadian IMP BK COMM NY	11/04/2022	65,000,000.00	65,000,000.00	65,047,450.00	5.530	5.530	5.606	08/04/2023	125
13606KQK5	42677	Canadian IMP BK COMM NY	11/09/2022	50,000,000.00	50,000,000.00	50,022,000.00	5.500	5.500	5.576	08/18/2023	139
17330QBT3	42658	CITI BANK NA	11/02/2022	50,000,000.00	50,000,000.00	49,984,750.00	5.440	5.440	5.515	07/28/2023	118
60710RW43	42674	MIZUHO BANK LTD/NY	11/08/2022	65,000,000.00	65,000,000.00	64,993,890.00	5.210	5.210	5.282	06/06/2023	66
63873QZD9	42768	NATIXIS NY BRANCH	12/12/2022	50,000,000.00	50,000,000.00	50,015,400.00	5.450	5.450	5.525	09/01/2023	153
21684XZP4	42676	RABOBANK	11/08/2022	75,000,000.00	75,000,000.00	75,021,450.00	5.450	5.450	5.525	08/09/2023	130
78015JLA3	42654	Royal Bank of Canada NY	11/01/2022	65,000,000.00	65,000,000.00	64,985,895.00	5.290	5.290	5.363	07/28/2023	118
86564MU89	43010	SUMITOMO MITSUI TRUST NY	03/23/2023	60,000,000.00	60,000,000.00	59,969,400.00	5.110	5.110	5.180	07/31/2023	121
89115BAK6	42648	TORONTO DOMINION BANK	10/28/2022	65,000,000.00	65,000,000.00	64,994,280.00	5.320	5.320	5.393	07/28/2023	118
89115BDP2	42681	TORONTO DOMINION BANK	11/09/2022	50,000,000.00	50,000,000.00	50,020,550.00	5.450	5.450	5.525	07/14/2023	104
Subtotal and Average				915,000,000.00	915,000,000.00	915,101,649.60	5.333	5.407	5.407	121	
Mortgage Backed Securities (MBS)											
3133LJAN1	41524	FHLMC Single Family Pool	11/16/2021	12,874,308.96	12,660,660.32	11,587,639.73	1.500	0.932	0.945	11/01/2031	3,136
3133LPUA3	41675	FHLMC Single Family Pool	12/16/2021	18,630,500.28	18,428,933.82	16,812,645.37	1.500	1.127	1.142	01/01/2032	3,197
3132CW3F9	42931	FHLMC NOTES	02/16/2023	35,839,136.92	37,740,925.76	35,870,967.05	2.000	4.704	4.769	12/01/2027	1,705
3137B4WB8	38854	FHLMC Multi-Family	09/12/2018	4,275,388.05	4,281,408.78	4,255,924.55	3.060	2.968	3.009	07/25/2023	115
3137B5JM6	38864	FHLMC Multi-Family	09/25/2018	9,125,053.39	9,002,673.30	8,943,843.53	3.531	3.145	3.189	07/25/2023	115
3137B3NA2	38945	FHLMC Multi-Family	11/02/2018	685,090.97	685,090.97	682,620.39	3.250	3.173	3.217	04/25/2023	24
3137B5KW2	39026	FHLMC Multi-Family	12/03/2018	9,118,642.82	9,035,348.20	8,971,441.18	3.458	3.164	3.208	08/25/2023	146
3137BP4J5	39654	FHLMC Multi-Family	07/01/2019	11,401,952.74	11,246,002.34	10,847,050.41	2.446	1.911	1.938	03/25/2026	1,089
3137BHCV1	40390	FHLMC Multi-Family	03/17/2020	9,341,414.14	8,730,293.59	8,465,379.82	2.811	1.026	1.040	01/25/2025	665
3137BSP64	40526	FHLMC Multi-Family	07/01/2020	12,387,264.25	11,731,058.18	11,293,618.75	2.340	0.651	0.661	07/25/2026	1,211
3137BKGH7	40539	FHLMC Multi-Family	07/28/2020	2,397,586.81	2,292,284.97	2,248,089.49	2.712	0.472	0.479	07/25/2025	846
3137FUZN7	40540	FHLMC Multi-Family	07/30/2020	363,698.73	363,705.64	360,328.12	0.526	0.509	0.517	01/25/2025	665
3138LJWY2	40630	FHLMC Multi-Family	10/02/2020	13,918,996.19	12,692,865.39	12,165,456.78	2.800	0.541	0.549	10/01/2025	914

Portfolio SCL2
AP
FI (PRF_FI) 7.3.11
Report Ver. 7.3.11

Fund COMM - COMMINGLED POOL
Investments by Fund
March 31, 2023

CUSIP	Investment #	Issuer	Purchase Date	Book Value	Par Value	Market Value	Current Rate	YTM 360	YTM 365	Maturity Date	Days To Maturity
Mortgage Backed Securities (MBS)											
3137BYLE8	40638	FHLMC Multi-Family	10/08/2020	7,231,875.00	6,650,000.00	6,343,587.95	2.700	0.875	0.888	10/25/2025	938
3137F72W4	40784	FHLMC Multi-Family	11/30/2020	1,948,918.03	1,948,918.03	1,936,027.89	4.919	0.394	0.400	09/25/2029	2,369
3132XFFH6	40812	FHLMC Multi-Family	12/09/2020	45,330,468.75	45,000,000.00	40,976,536.05	0.770	0.609	0.618	10/01/2025	914
3137FATE8	40976	FHLMC Multi-Family	03/01/2021	32,412,890.63	30,000,000.00	29,100,513.00	2.982	0.410	0.415	08/25/2024	512
3137FF3W5	40983	FHLMC Multi-Family	03/04/2021	3,830,291.23	3,830,367.84	3,497,006.33	0.602	0.585	0.593	09/25/2027	1,638
3137BVYN0	41026	FHLMC Multi-Family	03/29/2021	3,770,971.02	3,580,876.81	3,546,867.79	3.035	0.424	0.430	08/25/2024	512
3137BYLE8	41131	FHLMC Multi-Family	05/13/2021	5,406,445.31	5,000,000.00	4,769,615.00	2.700	0.775	0.786	10/25/2025	938
3137FYZG4	41133	FHLMC Multi-Family	05/13/2021	6,980,480.09	6,980,661.59	6,343,963.13	0.861	0.838	0.850	06/25/2027	1,546
3137FPJ55	41164	FHLMC Multi-Family	06/07/2021	19,007,815.59	17,645,781.81	16,754,443.96	2.606	0.821	0.832	07/25/2027	1,576
3137FBAB2	41192	FHLMC Multi-Family	06/17/2021	9,582,632.38	8,842,106.00	8,570,136.97	3.038	0.705	0.715	08/25/2027	1,607
3137H14A1	41222	FHLMC Multi-Family	06/30/2021	18,962,994.19	18,963,278.64	17,312,216.13	0.854	0.831	0.842	01/25/2028	1,760
3132XFD47	41319	FHLMC Multi-Family	08/24/2021	15,703,125.00	15,000,000.00	13,785,736.95	2.100	0.624	0.633	11/01/2026	1,310
3137FQ3Y7	41791	FHLMC Multi-Family	01/28/2022	19,400,045.51	19,003,641.43	17,707,268.12	2.190	1.684	1.708	07/25/2029	2,307
3137BEVH4	41803	FHLMC Multi-Family	02/02/2022	13,388,093.75	12,850,000.00	12,559,207.07	3.241	1.264	1.281	09/25/2024	543
3137H6LT0	41892	FHLMC Multi-Family	03/08/2022	31,335,710.42	31,336,587.84	29,654,179.71	1.946	1.861	1.887	03/25/2027	1,454
3137H73W1	42046	FHLMC Multi-Family	04/21/2022	18,488,690.92	18,491,742.06	17,717,812.73	2.750	2.598	2.635	04/25/2027	1,485
3137F1G44	42093	FHLMC Multi-Family	04/29/2022	35,324,023.44	35,000,000.00	33,678,813.00	3.243	2.629	2.665	04/25/2027	1,485
3137BXQY1	42099	FHLMC Multi-Family	05/02/2022	40,300,000.00	40,000,000.00	38,465,856.00	3.224	2.982	3.023	03/25/2027	1,454
3137F2LJ3	42110	FHLMC Multi-Family	05/03/2022	34,967,187.50	35,000,000.00	33,486,705.00	3.117	3.069	3.112	06/25/2027	1,546
3137F1G44	42150	FHLMC Multi-Family	05/11/2022	19,956,250.00	20,000,000.00	19,245,036.00	3.243	3.220	3.265	04/25/2027	1,485
3137F4CY6	42187	FHLMC Multi-Family	05/19/2022	24,809,342.13	24,846,223.25	24,180,031.40	2.920	2.876	2.916	09/25/2024	543
3137FMD25	42205	FHLMC Multi-Family	05/24/2022	19,784,218.75	19,940,000.00	19,103,184.00	2.875	3.023	3.065	04/25/2026	1,120
3137FBAJ5	42757	FHLMC Multi-Family	12/08/2022	10,245,250.00	10,700,000.00	10,240,759.21	3.281	4.394	4.455	08/25/2027	1,607
3137BYLD0	42764	FHLMC Multi-Family	12/09/2022	19,238,281.25	20,000,000.00	19,207,558.00	3.288	4.198	4.257	02/25/2027	1,426
3137F4X23	42786	FHLMC Multi-Family	12/15/2022	7,127,195.31	7,300,000.00	7,126,030.78	3.600	4.602	4.666	02/25/2025	696
3132XGQ74	42949	FHLMC Multi-Family	02/24/2023	43,551,562.50	45,000,000.00	43,885,272.15	3.700	4.444	4.506	11/01/2027	1,675
3138LDYK3	42111	FNMA NOTES	05/03/2022	38,211,405.70	38,966,379.30	36,842,836.32	2.550	3.035	3.077	07/01/2026	1,187
3138LECC3	42910	FNMA NOTES	02/08/2023	37,820,312.50	40,000,000.00	37,592,898.00	2.420	4.069	4.126	07/01/2026	1,187
3138LGKH8	39319	FNMA MULTI-FAMILY	03/19/2019	24,609,375.00	25,000,000.00	24,435,681.25	2.470	2.794	2.833	01/01/2024	275
3138LEYD7	39587	FNMA MULTI-FAMILY	05/30/2019	17,130,172.50	17,440,837.42	17,045,562.29	1.970	2.656	2.693	11/01/2023	214
3136AXVB8	40511	FNMA MULTI-FAMILY	06/17/2020	14,570,533.19	13,609,371.34	13,236,357.52	2.540	0.680	0.690	07/25/2024	481
3138L7CU8	40541	FNMA MULTI-FAMILY	07/31/2020	20,192,784.75	18,707,849.22	18,235,821.19	2.950	0.530	0.537	07/01/2024	457

Portfolio SCL2
AP

FI (PRF_FI) 7.3.11
Report Ver. 7.3.11

Fund COMM - COMMINGLED POOL
Investments by Fund
March 31, 2023

CUSIP	Investment #	Issuer	Purchase Date	Book Value	Par Value	Market Value	Current Rate	YTM 360	YTM 365	Maturity Date	Days To Maturity
Mortgage Backed Securities (MBS)											
3136AY6S7	40743	FNMA MULTI-FAMILY	11/12/2020	15,933,658.42	14,865,220.68	14,370,785.60	2.564	0.384	0.390	11/25/2024	604
3138LEC33	40905	FNMA MULTI-FAMILY	01/22/2021	10,528,984.02	9,709,026.40	9,141,939.74	2.380	0.600	0.609	07/01/2026	1,187
3136AUG21	41228	FNMA MULTI-FAMILY	07/07/2021	20,290,676.24	19,029,942.55	17,772,051.93	2.417	0.927	0.940	10/25/2026	1,303
3138LNKZ3	41491	FNMA MULTI-FAMILY	11/02/2021	2,697,377.37	2,584,313.65	2,515,026.50	3.440	0.628	0.637	06/01/2025	792
3138LDLP6	41854	FNMA MULTI-FAMILY	02/23/2022	10,931,212.78	10,625,723.24	10,146,983.94	2.750	1.876	1.902	04/01/2026	1,096
3138LCT54	42039	FNMA MULTI-FAMILY	04/20/2022	35,196,875.00	35,000,000.00	33,662,363.70	3.100	2.909	2.949	01/01/2026	1,006
3138LFUJ5	42112	FNMA MULTI-FAMILY	05/03/2022	19,493,750.00	20,000,000.00	18,702,957.00	2.470	3.050	3.093	10/01/2026	1,279
3136AK2F9	42120	FNMA MULTI-FAMILY	05/04/2022	39,282,624.32	39,196,881.15	37,654,029.19	3.288	3.195	3.240	08/25/2026	1,242
3138LD5W9	42133	FNMA MULTI-FAMILY	05/06/2022	14,643,750.00	15,000,000.00	14,158,786.05	2.625	3.170	3.214	06/01/2026	1,157
3138LD5W9	42137	FNMA MULTI-FAMILY	05/09/2022	14,622,656.25	15,000,000.00	14,158,786.05	2.625	3.208	3.253	06/01/2026	1,157
3138LEC82	42151	FNMA MULTI-FAMILY	05/11/2022	19,509,375.00	20,000,000.00	18,935,489.40	2.570	3.165	3.209	07/01/2026	1,187
3140HV6S8	42188	FNMA MULTI-FAMILY	05/19/2022	28,959,375.00	30,000,000.00	27,837,149.10	2.190	2.988	3.030	11/01/2026	1,310
3138LD5W9	42234	FNMA MULTI-FAMILY	06/01/2022	7,880,625.00	8,000,000.00	7,551,352.56	2.625	3.296	3.342	06/01/2026	1,157
3138L5FA3	42758	FNMA MULTI-FAMILY	12/08/2022	8,855,724.50	9,026,738.89	8,876,511.12	3.765	4.394	4.455	12/01/2025	975
3138LCT54	42878	FNMA MULTI-FAMILY	01/25/2023	9,723,437.50	10,000,000.00	9,617,818.20	3.100	4.031	4.087	01/01/2026	1,006
3140QMQJ6	41525	FNMA SINGLE FAMILY POOL	11/16/2021	11,731,796.48	11,594,116.35	10,613,445.41	1.500	1.092	1.107	11/01/2031	3,136
3140XDHF6	41526	FNMA SINGLE FAMILY POOL	11/16/2021	21,351,941.93	20,978,266.55	19,210,743.75	1.500	0.899	0.911	09/01/2031	3,075
31418EAD2	41676	FNMA SINGLE FAMILY POOL	12/16/2021	16,543,394.51	16,329,075.40	14,914,219.80	1.500	1.055	1.070	12/01/2031	3,166
Subtotal and Average				1,109,155,610.91	1,102,465,178.70	1,048,928,965.10		2.342	2.374		1,306
Federal Agency Bonds											
3133EKLA2	39565	FFCB NOTES	05/22/2019	9,590,232.62	9,590,000.00	9,564,725.65	2.300	2.247	2.279	05/15/2023	44
3133EKSX7	39639	FFCB NOTES	06/26/2019	9,997,597.57	10,000,000.00	9,924,835.80	1.770	1.850	1.876	06/26/2023	86
3133ELCS1	40135	FFCB NOTES	12/11/2019	14,438,440.00	14,450,000.00	14,053,387.38	1.550	1.615	1.638	03/11/2024	345
3133EJVC0	40535	FFCB NOTES	07/22/2020	15,508,999.83	15,000,000.00	14,670,749.85	2.950	0.342	0.347	07/24/2024	480
3133ELVQ4	40585	FFCB NOTES	09/11/2020	15,152,780.49	15,000,000.00	14,041,330.95	0.950	0.429	0.435	04/01/2025	731
3133EMTW2	41015	FFCB NOTES	03/24/2021	16,395,972.99	16,400,000.00	15,704,394.00	0.300	0.321	0.325	03/18/2024	352
3133EMVP4	41058	FFCB NOTES	04/13/2021	34,999,230.00	35,000,000.00	34,956,192.25	0.125	0.188	0.191	04/13/2023	12
3133ELG99	41327	FFCB NOTES	08/27/2021	7,820,381.30	7,825,000.00	7,458,809.56	0.375	0.419	0.424	06/10/2024	436
3133EM4X7	41408	FFCB NOTES	09/29/2021	12,704,666.74	12,796,000.00	11,493,368.10	0.800	0.999	1.013	09/10/2026	1,258
3133ENEJ5	41536	FFCB NOTES	11/18/2021	24,984,373.84	25,000,000.00	23,659,922.75	0.875	0.901	0.913	11/18/2024	597
3133ENKS8	41747	FFCB NOTES	01/11/2022	12,483,386.63	12,500,000.00	11,790,766.13	1.125	1.185	1.201	01/06/2025	646

Fund COMM - COMMINGLED POOL
Investments by Fund
March 31, 2023

CUSIP	Investment #	Issuer	Purchase Date	Book Value	Par Value	Market Value	Current Rate	YTM 360	YTM 365	Maturity Date	Days To Maturity
Federal Agency Bonds											
3133ENNB2	41818	FFCB NOTES	02/08/2022	3,973,967.59	4,000,000.00	3,673,482.32	1.625	1.778	1.803	02/03/2027	1,404
3133ENNY2	41842	FFCB NOTES	02/17/2022	29,951,437.50	30,000,000.00	28,177,672.20	1.750	1.783	1.808	02/17/2026	1,053
3133ENPX2	41860	FFCB NOTES	02/24/2022	19,964,410.17	20,000,000.00	18,892,681.20	1.800	1.851	1.877	08/22/2025	874
3133ENRZ5	41914	FFCB NOTES	03/17/2022	14,956,267.22	15,000,000.00	14,355,117.00	1.950	2.075	2.104	03/17/2025	716
3133ENUD0	42079	FFCB NOTES	04/28/2022	19,908,447.04	20,000,000.00	19,192,909.40	2.640	2.762	2.800	04/08/2026	1,103
3133ENZG8	42304	FFCB NOTES	06/21/2022	19,971,446.30	20,000,000.00	19,651,439.40	3.375	3.396	3.443	06/20/2025	811
3133ENB33	42402	FFCB NOTES	07/19/2022	19,963,536.00	20,000,000.00	19,312,679.00	3.050	3.053	3.096	07/19/2027	1,570
3133ENN22	42568	FFCB NOTES	09/22/2022	24,953,181.25	25,000,000.00	24,834,220.00	3.750	3.778	3.830	09/22/2025	905
3133ENV72	42641	FFCB NOTES	10/27/2022	24,934,840.15	25,000,000.00	25,371,921.50	4.500	4.525	4.588	07/27/2026	1,213
3133ENZ37	42685	FFCB NOTES	11/10/2022	10,004,505.77	10,000,000.00	10,085,583.80	4.875	4.784	4.851	01/10/2025	650
3133ENZ94	42717	FFCB NOTES	11/23/2022	19,928,739.02	20,000,000.00	20,031,080.40	4.500	4.666	4.731	11/18/2024	597
3133EN3S7	42752	FFCB NOTES	12/07/2022	22,459,814.34	22,605,000.00	22,438,877.44	3.750	3.848	3.902	12/07/2027	1,711
3130A0F70	39069	FHLB NOTES	12/14/2018	10,028,651.45	10,000,000.00	9,899,848.50	3.375	2.883	2.923	12/08/2023	251
3130A0F70	39106	FHLB NOTES	12/24/2018	3,512,419.92	3,500,000.00	3,464,946.98	3.375	2.778	2.817	12/08/2023	251
3130AB3H7	39362	FHLB NOTES	03/29/2019	14,263,200.11	14,250,000.00	13,960,704.20	2.375	2.238	2.269	03/08/2024	342
3133834G3	39559	FHLB NOTES	05/21/2019	9,997,994.51	10,000,000.00	9,945,911.70	2.125	2.205	2.236	06/09/2023	69
3133834G3	39592	FHLB NOTES	06/03/2019	9,999,468.60	10,000,000.00	9,945,911.70	2.125	2.124	2.154	06/09/2023	69
3133834G3	39665	FHLB NOTES	07/08/2019	21,512,823.82	21,505,000.00	21,388,683.11	2.125	1.897	1.923	06/09/2023	69
3130A2UW4	39852	FHLB NOTES	09/16/2019	10,148,292.15	10,000,000.00	9,803,835.30	2.875	1.776	1.801	09/13/2024	531
3130A3DL5	39936	FHLB NOTES	10/16/2019	9,970,755.22	9,940,000.00	9,839,900.22	2.375	1.617	1.639	09/08/2023	160
3130A2UW4	39985	FHLB NOTES	10/29/2019	30,461,853.93	30,000,000.00	29,411,505.90	2.875	1.737	1.762	09/13/2024	531
3130A2UW4	40501	FHLB NOTES	05/14/2020	5,171,550.16	5,000,000.00	4,901,917.65	2.875	0.474	0.481	09/13/2024	531
3130AMRY0	41160	FHLB NOTES	06/04/2021	19,998,436.77	20,000,000.00	19,845,128.20	0.125	0.168	0.171	06/02/2023	62
3130AN4T4	41376	FHLB NOTES	09/17/2021	10,022,209.91	10,000,000.00	9,068,429.80	0.875	0.793	0.804	06/12/2026	1,168
3130ANYM6	41475	FHLB NOTES	10/27/2021	24,967,475.42	25,000,000.00	24,517,921.00	0.125	0.439	0.445	08/28/2023	149
3130A8ZQ9	41509	FHLB NOTES	11/09/2021	20,370,363.99	20,000,000.00	18,919,506.20	1.750	0.963	0.977	09/12/2025	895
3130AQF40	41694	FHLB NOTES	12/22/2021	14,995,693.41	15,000,000.00	14,177,049.30	1.000	1.003	1.017	12/20/2024	629
3130ARHG9	41941	FHLB NOTES	03/25/2022	24,986,551.95	25,000,000.00	24,427,142.75	2.125	2.156	2.186	02/28/2024	333
3130AFBC0	42503	FHLB NOTES	08/24/2022	19,959,031.12	20,000,000.00	19,657,133.60	3.250	3.350	3.396	09/13/2024	531
3130AT4D6	42505	FHLB NOTES	08/25/2022	20,001,067.49	20,000,000.00	19,700,376.60	3.375	3.326	3.372	06/14/2024	440
3130A0XE5	42563	FHLB NOTES	09/21/2022	17,858,306.53	18,000,000.00	17,755,084.26	3.250	4.067	4.124	03/08/2024	342
3130ATPW1	42645	FHLB NOTES	10/28/2022	19,714,939.17	19,725,000.00	19,698,675.02	4.625	4.628	4.692	12/08/2023	251

Fund COMM - COMMINGLED POOL
Investments by Fund
March 31, 2023

CUSIP	Investment #	Issuer	Purchase Date	Book Value	Par Value	Market Value	Current Rate	YTM 360	YTM 365	Maturity Date	Days To Maturity
Federal Agency Bonds											
3130ATVC8	42718	FHLB NOTES	11/23/2022	13,857,331.25	13,855,000.00	13,902,591.23	4.875	4.787	4.853	06/14/2024	440
3130ATVD6	42784	FHLB NOTES	12/15/2022	10,056,688.54	10,000,000.00	10,049,100.60	4.875	4.403	4.464	09/13/2024	531
3130AUXH2	42923	FHLB NOTES	02/14/2023	44,976,445.00	45,000,000.00	45,166,978.80	4.625	4.590	4.654	02/14/2025	685
3130AV7L0	42965	FHLB NOTES	03/03/2023	39,949,267.69	40,000,000.00	40,526,755.60	5.000	5.001	5.071	02/28/2025	699
3137EAEP0	40331	FHLMC NOTES	02/14/2020	24,992,816.05	25,000,000.00	23,785,922.75	1.500	1.497	1.517	02/12/2025	683
3137EAEV7	40554	FHLMC NOTES	08/26/2020	14,998,050.00	15,000,000.00	14,733,466.05	0.250	0.279	0.282	08/24/2023	145
3137EAEW5	40571	FHLMC NOTES	09/04/2020	34,998,327.17	35,000,000.00	34,306,297.20	0.250	0.257	0.261	09/08/2023	160
3137EAEW5	40576	FHLMC NOTES	09/08/2020	19,998,691.67	20,000,000.00	19,603,598.40	0.250	0.261	0.265	09/08/2023	160
3137EAEW3	40612	FHLMC NOTES	09/25/2020	9,985,067.19	10,000,000.00	9,130,131.10	0.375	0.430	0.435	09/23/2025	906
3137EAEV7	40620	FHLMC NOTES	09/28/2020	25,002,358.27	25,000,000.00	24,555,776.75	0.250	0.223	0.226	08/24/2023	145
3137EAEV7	40815	FHLMC NOTES	12/09/2020	20,001,408.00	20,000,000.00	19,644,621.40	0.250	0.229	0.232	08/24/2023	145
3135G0V75	40044	FNMA NOTES	11/14/2019	25,003,109.41	25,000,000.00	24,112,254.00	1.750	1.715	1.739	07/02/2024	458
3135G0X24	40233	FNMA NOTES	01/10/2020	14,983,064.77	15,000,000.00	14,332,432.80	1.625	1.668	1.691	01/07/2025	647
3135G03U5	40489	FNMA NOTES	04/30/2020	7,007,641.56	7,000,000.00	6,504,810.69	0.625	0.563	0.571	04/22/2025	752
3135G04Z3	40514	FNMA NOTES	06/19/2020	19,981,671.64	20,000,000.00	18,471,554.60	0.500	0.534	0.542	06/17/2025	808
3135G05X7	40555	FNMA NOTES	08/27/2020	29,932,533.04	30,000,000.00	27,448,815.30	0.375	0.463	0.469	08/25/2025	877
3135G04Z3	40635	FNMA NOTES	10/06/2020	15,021,253.34	15,000,000.00	13,853,665.95	0.500	0.429	0.435	06/17/2025	808
3135G06H1	40774	FNMA NOTES	11/25/2020	44,988,810.72	45,000,000.00	43,697,798.55	0.250	0.284	0.288	11/27/2023	240
3135G05G4	40832	FNMA NOTES	12/11/2020	25,001,838.27	25,000,000.00	24,711,527.75	0.250	0.220	0.223	07/10/2023	100
3135G05G4	40867	FNMA NOTES	12/23/2020	15,003,206.43	15,000,000.00	14,826,916.65	0.250	0.169	0.172	07/10/2023	100
3135G05X7	40971	FNMA NOTES	02/26/2021	14,887,050.28	15,000,000.00	13,724,407.65	0.375	0.684	0.694	08/25/2025	877
3135G05X7	40998	FNMA NOTES	03/15/2021	14,864,649.00	15,000,000.00	13,724,407.65	0.375	0.747	0.758	08/25/2025	877
3135G06G3	41005	FNMA NOTES	03/19/2021	9,917,679.14	10,000,000.00	9,142,879.70	0.500	0.812	0.823	11/07/2025	951
3135G05X7	41006	FNMA NOTES	03/19/2021	14,856,920.30	15,000,000.00	13,724,407.65	0.375	0.769	0.780	08/25/2025	877
3135G04Z3	41094	FNMA NOTES	04/23/2021	23,634,803.90	23,703,000.00	21,891,562.93	0.500	0.623	0.632	06/17/2025	808
3135G05X7	41537	FNMA NOTES	11/18/2021	24,584,713.34	25,000,000.00	22,874,012.75	0.375	1.068	1.083	08/25/2025	877
3135G05X7	41559	FNMA NOTES	11/26/2021	9,803,566.49	10,000,000.00	9,149,605.10	0.375	1.198	1.214	08/25/2025	877
3135G05X7	42344	FNMA NOTES	06/30/2022	9,358,356.30	10,000,000.00	9,149,605.10	0.375	3.163	3.207	08/25/2025	877
880591EW8	40799	TENNESSEE VALLEY AUTHORITY	12/03/2020	19,177,340.59	19,075,000.00	17,648,826.15	0.750	0.487	0.494	05/15/2025	775
Subtotal and Average				1,319,812,399.34	1,320,719,000.00	1,278,060,488.92		1.805	1.831		582

Federal Agency Bonds - CALLABLE

Fund COMM - COMMINGLED POOL
Investments by Fund
March 31, 2023

CUSIP	Investment #	Issuer	Purchase Date	Book Value	Par Value	Market Value	Current Rate	YTM 360	YTM 365	Maturity Date	Days To Maturity
Federal Agency Bonds - CALLABLE											
31422XN40	42653	FARMER MAC	11/01/2022	25,000,000.00	25,000,000.00	25,088,118.25	5.050	4.980	5.050	11/01/2027	1,675
31422XR20	42729	FARMER MAC	11/29/2022	25,000,000.00	25,000,000.00	24,966,799.50	5.050	4.980	5.050	11/29/2024	608
3133ELVX9	40445	FFCB NOTES	04/08/2020	15,000,000.00	15,000,000.00	14,422,342.95	0.875	0.863	0.875	04/08/2024	373
3133EL5S9	40568	FFCB NOTES	09/03/2020	20,000,000.00	20,000,000.00	18,881,584.80	0.480	0.473	0.480	09/03/2024	521
3133EL6E9	40581	FFCB NOTES	09/09/2020	15,000,000.00	15,000,000.00	14,141,546.70	0.420	0.414	0.420	09/09/2024	527
3133EMBE1	40720	FFCB NOTES	11/04/2020	14,441,992.29	14,450,000.00	13,820,671.00	0.300	0.351	0.356	03/28/2024	362
3133EMLE0	40864	FFCB NOTES	12/22/2020	20,000,000.00	20,000,000.00	19,537,960.20	0.190	0.187	0.190	09/22/2023	174
3133EMLP5	40870	FFCB NOTES	12/24/2020	15,000,000.00	15,000,000.00	14,005,236.90	0.320	0.315	0.320	12/23/2024	632
3133EMVS8	41063	FFCB NOTES	04/14/2021	40,000,000.00	40,000,000.00	37,237,296.40	0.690	0.680	0.690	04/14/2025	744
3133ENJC5	41695	FFCB NOTES	12/22/2021	12,000,000.00	12,000,000.00	10,843,584.72	1.290	1.272	1.290	12/22/2026	1,361
3133ENJC5	41696	FFCB NOTES	12/22/2021	12,000,000.00	12,000,000.00	10,843,584.72	1.290	1.272	1.290	12/22/2026	1,361
3133ENQD5	41869	FFCB NOTES	03/01/2022	7,000,000.00	7,000,000.00	6,468,652.61	2.170	2.140	2.170	03/01/2027	1,430
3133ENQD5	41870	FFCB NOTES	03/01/2022	10,000,000.00	10,000,000.00	9,240,932.30	2.170	2.140	2.170	03/01/2027	1,430
3133ENQD5	41871	FFCB NOTES	03/01/2022	10,000,000.00	10,000,000.00	9,240,932.30	2.170	2.140	2.170	03/01/2027	1,430
3133ENF96	42484	FFCB NOTES	08/17/2022	20,000,000.00	20,000,000.00	19,561,358.60	3.960	3.905	3.960	08/17/2026	1,234
3130AJLA5	40502	FHLB NOTES	05/19/2020	5,000,000.00	5,000,000.00	4,648,558.85	0.750	0.739	0.750	05/19/2025	779
3130ALDL5	40968	FHLB NOTES	02/25/2021	35,000,000.00	35,000,000.00	31,789,660.70	0.625	0.616	0.625	02/25/2026	1,061
3130ALMM3	41031	FHLB NOTES	03/30/2021	9,200,000.00	9,200,000.00	8,364,196.65	1.000	0.986	1.000	03/30/2026	1,094
3130ALCV4	41057	FHLB NOTES	04/13/2021	14,917,262.88	15,000,000.00	13,524,966.15	0.750	0.932	0.945	02/24/2026	1,060
3130ALZ31	41110	FHLB NOTES	04/28/2021	35,000,000.00	35,000,000.00	32,973,717.35	0.625	0.616	0.625	10/28/2024	576
3130AM4N9	41113	FHLB NOTES	04/29/2021	15,000,000.00	15,000,000.00	13,629,939.90	1.000	0.986	1.000	04/29/2026	1,124
3130ANA42	41260	FHLB NOTES	07/28/2021	11,996,680.00	12,000,000.00	11,149,168.32	0.650	0.654	0.663	04/28/2025	758
3130ALEY6	41278	FHLB NOTES	08/04/2021	24,723,687.11	24,730,000.00	22,389,883.44	0.800	0.797	0.808	03/04/2026	1,068
3130ANWF3	41332	FHLB NOTES	08/30/2021	45,000,000.00	45,000,000.00	40,595,014.35	0.970	0.956	0.970	08/25/2026	1,242
3130ANVR8	41365	FHLB NOTES	09/14/2021	24,000,000.00	24,000,000.00	21,691,276.08	1.000	0.986	1.000	08/14/2026	1,231
3130AKZ25	41640	FHLB NOTES	12/08/2021	17,985,810.22	18,300,000.00	16,569,469.28	0.650	1.241	1.259	02/26/2026	1,062
3130ANMH0	41652	FHLB NOTES	12/13/2021	24,783,224.66	25,000,000.00	22,661,170.00	1.100	1.346	1.365	08/20/2026	1,237
3130AQDY6	41716	FHLB NOTES	12/30/2021	16,040,000.00	16,040,000.00	15,097,807.51	1.000	0.986	1.000	12/30/2024	639
3130AMU67	41933	FHLB NOTES	03/23/2022	14,648,213.74	15,000,000.00	14,224,913.25	0.400	2.318	2.350	06/28/2024	454
3130AMU67	41934	FHLB NOTES	03/23/2022	14,649,694.60	15,000,000.00	14,224,913.25	0.400	2.309	2.341	06/28/2024	454
3130ARFG1	41954	FHLB NOTES	03/30/2022	20,000,000.00	20,000,000.00	18,824,806.80	2.400	2.367	2.400	03/25/2027	1,454
3130AKYH3	41960	FHLB NOTES	03/31/2022	18,364,416.96	19,655,000.00	17,350,835.90	0.830	2.618	2.655	02/10/2027	1,411

Fund COMM - COMMINGLED POOL
Investments by Fund
March 31, 2023

CUSIP	Investment #	Issuer	Purchase Date	Book Value	Par Value	Market Value	Current Rate	YTM 360	YTM 365	Maturity Date	Days To Maturity
Federal Agency Bonds - CALLABLE											
3130ARJT9	41995	FHLB NOTES	04/12/2022	25,000,000.00	25,000,000.00	23,916,777.50	2.910	2.870	2.910	04/12/2027	1,472
3130ARN23	42077	FHLB NOTES	04/28/2022	25,000,000.00	25,000,000.00	24,016,320.25	3.200	3.156	3.200	04/28/2027	1,488
3130ARPR6	42089	FHLB NOTES	04/29/2022	35,000,000.00	35,000,000.00	33,644,843.75	3.100	3.057	3.100	04/29/2027	1,489
3130ARQ87	42090	FHLB NOTES	04/29/2022	15,000,000.00	15,000,000.00	14,432,609.25	3.000	2.958	3.000	04/29/2026	1,124
3130ARQ87	42091	FHLB NOTES	04/29/2022	25,000,000.00	25,000,000.00	24,054,348.75	3.000	2.958	3.000	04/29/2026	1,124
3130ARQ87	42092	FHLB NOTES	04/29/2022	25,000,000.00	25,000,000.00	24,054,348.75	3.000	2.958	3.000	04/29/2026	1,124
3130ARUR0	42143	FHLB NOTES	05/10/2022	25,000,000.00	25,000,000.00	24,080,781.25	3.200	3.156	3.200	05/10/2027	1,500
3130ARUR0	42144	FHLB NOTES	05/10/2022	4,196,549.00	4,200,000.00	4,045,571.25	3.200	3.177	3.221	05/10/2027	1,500
3130ARUZ2	42166	FHLB NOTES	05/13/2022	10,000,000.00	10,000,000.00	9,662,896.50	3.100	3.057	3.100	05/13/2026	1,138
3130ANMH0	42245	FHLB NOTES	06/03/2022	9,559,151.88	10,215,000.00	9,259,354.06	1.100	3.095	3.138	08/20/2026	1,237
3130AS6Q7	42256	FHLB NOTES	06/07/2022	30,000,000.00	30,000,000.00	28,914,084.30	3.250	3.205	3.250	06/07/2027	1,528
3130ATW45	42728	FHLB NOTES	11/29/2022	30,000,000.00	30,000,000.00	30,093,102.60	5.050	4.980	5.050	11/29/2027	1,703
3130ANEC0	42774	FHLB NOTES	12/13/2022	31,441,407.96	35,000,000.00	31,745,230.65	0.500	4.285	4.345	07/29/2026	1,215
3130AUGN8	42843	FHLB NOTES	01/09/2023	45,000,000.00	45,000,000.00	44,893,181.70	5.000	4.931	4.999	01/10/2024	284
3130AVAY8	42999	FHLB NOTES	03/20/2023	25,000,000.00	25,000,000.00	25,111,822.25	5.500	5.424	5.500	09/20/2027	1,633
3134GVVX3	40506	FHLMC NOTES	05/28/2020	6,000,000.00	6,000,000.00	5,574,027.06	0.750	0.739	0.750	05/28/2025	788
3134GVYX0	40508	FHLMC NOTES	06/03/2020	10,000,000.00	10,000,000.00	9,528,589.90	0.500	0.493	0.500	06/03/2024	429
3134GVYX0	40509	FHLMC NOTES	06/03/2020	10,000,000.00	10,000,000.00	9,528,589.90	0.500	0.493	0.500	06/03/2024	429
3134GWUD6	40625	FHLMC NOTES	09/30/2020	15,000,000.00	15,000,000.00	13,954,337.85	0.400	0.394	0.400	12/30/2024	639
3134GWWR3	40626	FHLMC NOTES	09/30/2020	24,500,000.00	24,500,000.00	22,437,939.62	0.520	0.512	0.520	09/30/2025	913
3134GWZR0	40657	FHLMC NOTES	10/21/2020	8,767,442.08	8,770,000.00	8,237,493.76	0.400	0.413	0.418	10/21/2024	569
3134GW6E1	40706	FHLMC NOTES	11/02/2020	60,000,000.00	60,000,000.00	58,391,198.40	0.320	0.315	0.320	11/02/2023	215
3134GW6E1	40707	FHLMC NOTES	11/02/2020	5,000,000.00	5,000,000.00	4,865,933.20	0.320	0.315	0.320	11/02/2023	215
3134GXBL7	40754	FHLMC NOTES	11/18/2020	13,870,828.32	13,873,000.00	13,479,823.23	0.300	0.320	0.325	11/16/2023	229
3134GXDK7	40783	FHLMC NOTES	11/30/2020	30,000,000.00	30,000,000.00	28,570,809.60	0.325	0.320	0.325	05/30/2024	425
3134GXEX8	40805	FHLMC NOTES	12/07/2020	21,324,642.20	21,325,000.00	21,166,567.83	0.250	0.256	0.260	06/01/2023	61
3134GW5R3	42038	FHLMC NOTES	04/20/2022	34,926,702.81	37,000,000.00	33,781,962.74	0.650	2.919	2.959	10/27/2025	940
3134GW5R3	42071	FHLMC NOTES	04/27/2022	15,110,569.65	16,000,000.00	14,608,416.32	0.650	2.899	2.940	10/27/2025	940
3134GW6C5	42098	FHLMC NOTES	05/02/2022	18,489,049.26	20,000,000.00	17,843,128.40	0.800	3.036	3.078	10/28/2026	1,306
3134GXHX5	42109	FHLMC NOTES	05/03/2022	13,792,802.69	15,000,000.00	13,279,607.10	0.850	3.145	3.189	12/23/2026	1,362
3134GX3A0	42587	FHLMC NOTES	09/30/2022	14,945,560.56	15,000,000.00	14,916,735.15	4.750	4.840	4.908	09/30/2025	913
3134GY7D8	42817	FHLMC NOTES	12/28/2022	45,000,000.00	45,000,000.00	44,899,597.80	5.050	4.980	5.050	06/28/2024	454

Fund COMM - COMMINGLED POOL
Investments by Fund
March 31, 2023

CUSIP	Investment #	Issuer	Purchase Date	Book Value	Par Value	Market Value	Current Rate	YTM 360	YTM 365	Maturity Date	Days To Maturity
Federal Agency Bonds - CALLABLE											
3134GY7D8	42818	FHLMC NOTES	12/28/2022	7,000,000.00	7,000,000.00	6,984,381.88	5.050	4.980	5.050	06/28/2024	454
3134GY7C0	42819	FHLMC NOTES	12/29/2022	8,450,000.00	8,450,000.00	8,431,041.24	5.010	4.941	5.010	12/29/2025	1,003
3134GYCP5	42871	FHLMC NOTES	01/23/2023	20,000,000.00	20,000,000.00	19,966,613.80	5.000	4.931	5.000	07/23/2024	479
3136G4XZ1	40522	FNMA NOTES	06/30/2020	15,000,000.00	15,000,000.00	13,910,639.40	0.740	0.729	0.740	06/30/2025	821
3136G4XZ1	40523	FNMA NOTES	06/30/2020	5,000,000.00	5,000,000.00	4,636,879.80	0.740	0.729	0.740	06/30/2025	821
3136G4YU1	40528	FNMA NOTES	07/15/2020	10,000,000.00	10,000,000.00	9,261,464.60	0.730	0.720	0.730	07/15/2025	836
3136G4YU1	40529	FNMA NOTES	07/15/2020	5,518,000.00	5,518,000.00	5,110,476.17	0.730	0.720	0.730	07/15/2025	836
3136G4A45	40534	FNMA NOTES	07/22/2020	20,000,000.00	20,000,000.00	18,504,325.40	0.710	0.700	0.710	07/22/2025	843
3136G4B77	40543	FNMA NOTES	08/04/2020	20,000,000.00	20,000,000.00	18,481,623.00	0.700	0.690	0.700	08/04/2025	856
3135G05P4	40546	FNMA NOTES	08/10/2020	24,999,005.13	25,000,000.00	24,596,837.00	0.300	0.307	0.311	08/03/2023	124
3136G4H63	40550	FNMA NOTES	08/19/2020	11,500,000.00	11,500,000.00	10,577,193.77	0.550	0.542	0.550	08/19/2025	871
3136G4H63	40551	FNMA NOTES	08/19/2020	10,000,000.00	10,000,000.00	9,197,559.80	0.550	0.542	0.550	08/19/2025	871
3136G4H63	40552	FNMA NOTES	08/19/2020	15,000,000.00	15,000,000.00	13,796,339.70	0.550	0.542	0.550	08/19/2025	871
3136G4X40	40575	FNMA NOTES	09/08/2020	12,638,471.25	12,640,000.00	11,570,239.76	0.600	0.596	0.605	08/26/2025	878
3136G43H4	40592	FNMA NOTES	09/16/2020	11,685,000.00	11,685,000.00	11,005,415.36	0.400	0.394	0.400	09/16/2024	534
3136G43C5	40611	FNMA NOTES	09/24/2020	10,000,000.00	10,000,000.00	9,742,983.60	0.300	0.295	0.300	10/24/2023	206
3136G46K4	40685	FNMA NOTES	10/28/2020	35,000,000.00	35,000,000.00	32,208,444.45	0.500	0.493	0.500	07/28/2025	849
3136G46K4	40686	FNMA NOTES	10/28/2020	14,000,000.00	14,000,000.00	12,883,377.78	0.500	0.493	0.500	07/28/2025	849
3136G46K4	40687	FNMA NOTES	10/28/2020	26,000,000.00	26,000,000.00	23,926,273.02	0.500	0.493	0.500	07/28/2025	849
3136G45C3	40749	FNMA NOTES	11/17/2020	9,990,375.84	10,000,000.00	9,143,202.50	0.540	0.570	0.577	10/27/2025	940
3135GA2Z3	40780	FNMA NOTES	11/27/2020	24,990,090.78	25,000,000.00	22,850,742.75	0.560	0.567	0.575	11/17/2025	961
3135GA7F2	40847	FNMA NOTES	12/15/2020	39,800,000.00	39,800,000.00	38,138,959.34	0.350	0.345	0.350	03/15/2024	349
3135GAAJ0	40873	FNMA NOTES	12/28/2020	40,000,000.00	40,000,000.00	37,827,124.40	0.360	0.355	0.359	07/26/2024	482
3135GAAJ0	40874	FNMA NOTES	12/28/2020	20,000,000.00	20,000,000.00	18,913,562.20	0.360	0.355	0.359	07/26/2024	482
3136G4W41	41809	FNMA NOTES	02/03/2022	29,367,770.36	30,000,000.00	27,645,468.00	0.650	1.534	1.556	08/25/2025	877
3135G06L2	41964	FNMA NOTES	04/01/2022	18,781,336.71	20,000,000.00	17,803,452.40	0.875	2.594	2.630	12/18/2026	1,357
Subtotal and Average				1,778,395,738.94	1,792,851,000.00	1,692,115,551.52		1.864	1.889		881
US Treasury Notes											
9128286Z8	40155	U.S. TREASURY NOTES	12/13/2019	30,002,252.03	30,000,000.00	29,028,510.00	1.750	1.719	1.743	06/30/2024	456
91282CBH3	41010	U.S. TREASURY NOTES	03/23/2021	29,601,240.32	30,000,000.00	27,213,270.00	0.375	0.842	0.854	01/31/2026	1,036
91282CAJ0	41011	U.S. TREASURY NOTES	03/23/2021	29,649,123.86	30,000,000.00	27,461,730.00	0.250	0.732	0.743	08/31/2025	883

Fund COMM - COMMINGLED POOL
Investments by Fund
March 31, 2023

CUSIP	Investment #	Issuer	Purchase Date	Book Value	Par Value	Market Value	Current Rate	YTM 360	YTM 365	Maturity Date	Days To Maturity
US Treasury Notes											
912828ZW3	41016	U.S. TREASURY NOTES	03/24/2021	24,766,003.97	25,000,000.00	23,026,375.00	0.250	0.663	0.672	06/30/2025	821
912828XB1	41023	U.S. TREASURY NOTES	03/26/2021	25,799,911.97	25,000,000.00	24,018,550.00	2.125	0.588	0.596	05/15/2025	775
91282CAB7	41024	U.S. TREASURY NOTES	03/26/2021	34,672,846.15	35,000,000.00	32,120,690.00	0.250	0.647	0.656	07/31/2025	852
91282CBE0	41048	U.S. TREASURY NOTES	04/08/2021	44,940,263.90	45,000,000.00	43,414,470.00	0.125	0.289	0.293	01/15/2024	289
912828V80	41054	U.S. TREASURY NOTES	04/12/2021	45,726,187.71	45,000,000.00	44,077,140.00	2.250	0.303	0.307	01/31/2024	305
912828ZW3	41062	U.S. TREASURY NOTES	04/13/2021	39,597,401.92	40,000,000.00	36,842,200.00	0.250	0.695	0.705	06/30/2025	821
91282CAJ0	41067	U.S. TREASURY NOTES	04/14/2021	29,653,353.52	30,000,000.00	27,461,730.00	0.250	0.726	0.736	08/31/2025	883
912828ZT0	41075	U.S. TREASURY NOTES	04/15/2021	29,734,277.54	30,000,000.00	27,666,810.00	0.250	0.656	0.665	05/31/2025	791
91282CBH3	41484	U.S. TREASURY NOTES	10/29/2021	24,517,237.74	25,000,000.00	22,677,725.00	0.375	1.058	1.073	01/31/2026	1,036
9128287B0	41496	U.S. TREASURY NOTES	11/03/2021	25,618,616.73	25,000,000.00	23,532,225.00	1.875	1.076	1.091	06/30/2026	1,186
91282CAJ0	41517	U.S. TREASURY NOTES	11/12/2021	29,453,542.36	30,000,000.00	27,461,730.00	0.250	1.006	1.020	08/31/2025	883
9128285Z9	41541	U.S. TREASURY NOTES	11/19/2021	35,553,046.92	35,000,000.00	34,369,720.00	2.500	0.584	0.592	01/31/2024	305
9128286X3	41550	U.S. TREASURY NOTES	11/23/2021	25,665,712.59	25,000,000.00	23,741,200.00	2.125	1.239	1.257	05/31/2026	1,156
912828P46	41602	U.S. TREASURY NOTES	11/26/2021	40,422,794.06	40,000,000.00	37,590,640.00	1.625	1.229	1.246	02/15/2026	1,051
912828D1	41613	U.S. TREASURY NOTES	11/30/2021	40,154,616.59	40,000,000.00	39,451,560.00	1.375	0.434	0.440	08/31/2023	152
9128286A3	41619	U.S. TREASURY NOTES	12/01/2021	31,289,841.70	30,000,000.00	28,995,690.00	2.625	1.055	1.070	01/31/2026	1,036
912828P46	41623	U.S. TREASURY NOTES	12/02/2021	25,368,182.50	25,000,000.00	23,494,150.00	1.625	1.084	1.099	02/15/2026	1,051
912828YD6	41656	U.S. TREASURY NOTES	12/13/2021	40,226,480.84	40,000,000.00	36,893,760.00	1.375	1.187	1.203	08/31/2026	1,248
91282CAT8	41659	U.S. TREASURY NOTES	12/13/2021	39,099,189.00	40,000,000.00	36,443,760.00	0.250	1.127	1.143	10/31/2025	944
91282CBM2	41660	U.S. TREASURY NOTES	12/13/2021	39,799,118.39	40,000,000.00	38,437,520.00	0.125	0.693	0.703	02/15/2024	320
91282CBM2	41682	U.S. TREASURY NOTES	12/17/2021	39,806,962.03	40,000,000.00	38,437,520.00	0.125	0.671	0.680	02/15/2024	320
9128284U1	41686	U.S. TREASURY NOTES	12/20/2021	40,210,053.86	40,000,000.00	39,802,160.00	2.625	0.483	0.490	06/30/2023	90
9128284U1	41687	U.S. TREASURY NOTES	12/20/2021	20,104,269.52	20,000,000.00	19,901,080.00	2.625	0.498	0.505	06/30/2023	90
912828YG9	41816	U.S. TREASURY NOTES	02/07/2022	19,919,347.91	20,000,000.00	18,603,900.00	1.625	1.721	1.745	09/30/2026	1,278
912828Y95	42053	U.S. TREASURY NOTES	04/22/2022	43,508,960.60	45,000,000.00	42,301,755.00	1.875	2.899	2.939	07/31/2026	1,217
9128287B0	42104	U.S. TREASURY NOTES	05/02/2022	33,890,563.32	35,000,000.00	32,945,115.00	1.875	2.878	2.918	06/30/2026	1,186
9128285Z9	42770	U.S. TREASURY NOTES	12/12/2022	44,214,533.13	45,000,000.00	44,189,640.00	2.500	4.604	4.668	01/31/2024	305
91282CBE0	42776	U.S. TREASURY NOTES	12/13/2022	43,432,578.91	45,000,000.00	43,414,470.00	0.125	4.627	4.691	01/15/2024	289
Subtotal and Average				1,046,398,511.59	1,050,000,000.00	995,016,795.00		1.290	1.308		709

Corporate Bonds

037833CU2	40165	APPLE INC	12/16/2019	10,085,753.94	10,000,000.00	9,828,167.30	2.850	2.010	2.038	05/11/2024	406
-----------	-------	-----------	------------	---------------	---------------	--------------	-------	-------	-------	------------	-----

Fund COMM - COMMINGLED POOL
Investments by Fund
March 31, 2023

CUSIP	Investment #	Issuer	Purchase Date	Book Value	Par Value	Market Value	Current Rate	YTM 360	YTM 365	Maturity Date	Days To Maturity
Corporate Bonds											
037833DF4	40274	APPLE INC	01/23/2020	5,070,404.80	5,000,000.00	4,867,629.95	2.750	1.892	1.918	01/13/2025	653
037833DV9	40499	APPLE INC	05/11/2020	6,999,294.81	7,000,000.00	6,971,360.41	0.750	0.830	0.842	05/11/2023	40
037833DX5	40553	APPLE INC	08/20/2020	29,966,212.67	30,000,000.00	27,623,783.70	0.550	0.589	0.597	08/20/2025	872
037833EB2	40926	APPLE INC	02/08/2021	19,987,333.67	20,000,000.00	18,182,791.60	0.700	0.712	0.722	02/08/2026	1,044
037833CJ7	41990	APPLE INC	04/11/2022	11,808,590.17	11,694,000.00	11,411,331.46	3.350	3.031	3.073	02/09/2027	1,410
037833CJ7	41991	APPLE INC	04/12/2022	11,948,857.24	11,850,000.00	11,563,560.62	3.350	3.060	3.103	02/09/2027	1,410
023135BW5	41175	AMAZON	06/10/2021	25,026,015.45	25,000,000.00	23,953,273.75	0.450	0.351	0.355	05/12/2024	407
023135CF1	42005	AMAZON	04/13/2022	39,933,530.67	40,000,000.00	38,672,286.40	3.300	3.299	3.345	04/13/2027	1,473
023135CP9	42735	AMAZON	12/01/2022	49,972,933.33	50,000,000.00	50,718,543.00	4.550	4.500	4.563	12/01/2027	1,705
06405LAC5	42712	BANK OF NEW YORK	11/22/2022	20,000,000.00	20,000,000.00	19,961,851.20	5.224	5.152	5.224	11/21/2025	965
084664CZ2	41908	BERKSHIRE HATHWY	03/15/2022	39,993,987.56	40,000,000.00	37,841,540.00	2.300	2.272	2.304	03/15/2027	1,444
194162AM5	42464	COLGATE-PALMOLIVE CO	08/09/2022	4,996,382.69	5,000,000.00	4,868,511.00	3.100	3.089	3.132	08/15/2025	867
166764BV1	40500	CHEVRON CORP.	05/11/2020	5,000,000.00	5,000,000.00	4,980,672.70	1.141	1.125	1.141	05/11/2023	40
166756AE6	40548	CHEVRON CORP.	08/12/2020	15,000,000.00	15,000,000.00	13,755,693.60	0.687	0.677	0.687	08/12/2025	864
166764BV1	40674	CHEVRON CORP.	10/26/2020	31,397,111.91	31,370,000.00	31,248,740.52	1.141	0.353	0.358	05/11/2023	40
166756AJ5	41097	CHEVRON CORP.	04/26/2021	13,806,306.18	13,800,000.00	13,577,113.03	0.426	0.294	0.298	08/11/2023	132
57629WDG2	41926	MASSMUTUAL GLOBAL FUNDING	03/21/2022	19,994,740.74	20,000,000.00	19,233,947.00	2.800	2.775	2.813	03/21/2025	720
57629WCQ1	42334	MASSMUTUAL GLOBAL FUNDING	06/28/2022	7,074,541.55	7,500,000.00	6,898,688.70	2.350	3.948	4.003	01/14/2027	1,384
58989V2C7	41073	MET LIFE GLOBAL FUNDING	04/15/2021	10,001,190.65	10,000,000.00	9,492,275.50	0.700	0.678	0.688	04/05/2024	370
59217GEN5	41168	MET LIFE GLOBAL FUNDING	06/08/2021	14,993,840.96	15,000,000.00	14,272,100.40	0.550	0.577	0.585	06/07/2024	433
59217GEK1	41342	MET LIFE GLOBAL FUNDING	09/01/2021	9,796,927.40	9,793,000.00	9,609,579.07	0.450	0.348	0.353	09/01/2023	153
59217GEH8	41824	MET LIFE GLOBAL FUNDING	02/09/2022	19,033,692.53	19,048,000.00	18,893,005.47	0.900	1.290	1.308	06/08/2023	68
59217GBY4	41873	MET LIFE GLOBAL FUNDING	03/01/2022	8,755,322.87	8,500,000.00	8,051,933.89	3.450	2.548	2.584	12/18/2026	1,357
59217GEW5	42101	MET LIFE GLOBAL FUNDING	05/02/2022	9,882,668.91	10,000,000.00	9,648,800.00	2.800	3.382	3.429	03/21/2025	720
59217GFB0	42345	MET LIFE GLOBAL FUNDING	06/30/2022	14,990,316.33	15,000,000.00	14,764,491.45	4.400	4.356	4.417	06/30/2027	1,551
592179KD6	42839	METLIFE SHORT TERM FUND	01/06/2023	15,000,000.00	15,000,000.00	15,076,704.00	5.000	4.931	5.000	01/06/2026	1,011
594918BX1	39489	MICROSOFT CORP	04/29/2019	6,510,391.67	6,500,000.00	6,403,380.17	2.875	2.635	2.672	02/06/2024	311
594918BQ6	40005	MICROSOFT CORP	11/01/2019	10,822,824.02	10,815,000.00	10,706,011.73	2.000	1.762	1.786	08/08/2023	129
594918BY9	42081	MICROSOFT CORP	04/28/2022	5,202,955.14	5,168,000.00	5,072,250.91	3.300	3.057	3.099	02/06/2027	1,407
594918BR4	42668	MICROSOFT CORP	11/04/2022	23,351,963.63	25,000,000.00	23,773,964.75	2.400	4.498	4.560	08/08/2026	1,225
641062AR5	42791	NESTLE HOLDINGS INC	12/16/2022	22,667,442.74	25,000,000.00	22,630,994.25	0.625	4.170	4.228	01/15/2026	1,020
637639AB1	41103	NATIONAL SECS CLEARING CORP	04/27/2021	5,047,563.44	5,000,000.00	4,667,944.20	1.500	1.013	1.027	04/23/2025	753

Fund COMM - COMMINGLED POOL
Investments by Fund
March 31, 2023

CUSIP	Investment #	Issuer	Purchase Date	Book Value	Par Value	Market Value	Current Rate	YTM 360	YTM 365	Maturity Date	Days To Maturity
Corporate Bonds											
637639AH8	42736	NATIONAL SECS CLEARING CORP	12/01/2022	15,041,915.77	14,950,000.00	15,008,284.82	5.100	4.879	4.947	11/21/2027	1,695
66815L2F5	42707	NORTHWESTERN MUTUAL LIFE INSUR	11/21/2022	28,379,378.63	31,807,000.00	28,593,303.10	1.750	4.870	4.938	01/11/2027	1,381
64952WDT7	41081	NEW YORK LIFE GLOBAL	04/19/2021	18,608,441.50	18,611,000.00	18,107,417.61	0.400	0.419	0.424	10/21/2023	203
64952WEB5	41104	NEW YORK LIFE GLOBAL	04/27/2021	29,993,673.89	30,000,000.00	28,608,457.50	0.550	0.562	0.569	04/27/2024	392
64952WED1	41174	NEW YORK LIFE GLOBAL	06/09/2021	19,987,627.11	20,000,000.00	17,871,432.40	1.150	1.154	1.170	06/09/2026	1,165
64952WEJ8	41483	NEW YORK LIFE GLOBAL	10/29/2021	24,982,907.41	25,000,000.00	23,554,444.50	0.900	0.931	0.944	10/29/2024	577
64952WEK5	41757	NEW YORK LIFE GLOBAL	01/14/2022	34,977,495.00	35,000,000.00	33,049,094.05	1.450	1.466	1.486	01/14/2025	654
64952WED1	41825	NEW YORK LIFE GLOBAL	02/09/2022	9,189,636.75	9,445,000.00	8,439,783.95	1.150	2.012	2.040	06/09/2026	1,165
6944PL2C2	41330	PACIFIC LIFE GLOBAL	08/27/2021	40,022,041.82	40,000,000.00	39,080,188.40	0.500	0.378	0.384	09/23/2023	175
740189AM7	41978	PRECISION CASTPARTS CORP	04/07/2022	10,543,862.77	10,494,000.00	10,234,537.84	3.250	2.962	3.004	06/15/2025	806
742651DP4	40337	PRIVATE EXPORT FUND CORPORATIO	02/18/2020	11,512,422.47	11,385,000.00	11,071,515.51	2.450	1.526	1.548	07/15/2024	471
742651DX7	40379	PRIVATE EXPORT FUND CORPORATIO	03/13/2020	11,756,811.14	11,610,000.00	11,050,290.38	1.750	0.938	0.951	11/15/2024	594
74274TAH3	41117	PRIVATE EXPORT FUND CORPORATIO	04/29/2021	34,998,619.96	35,000,000.00	34,877,365.60	0.300	0.348	0.353	04/28/2023	27
74274TAG5	41284	PRIVATE EXPORT FUND CORPORATIO	08/05/2021	20,021,477.02	20,000,000.00	18,965,263.60	0.550	0.462	0.468	07/30/2024	486
74274TAG5	41558	PRIVATE EXPORT FUND CORPORATIO	11/23/2021	9,956,805.79	10,000,000.00	9,482,631.80	0.550	0.867	0.879	07/30/2024	486
742718FV6	41801	PROCTER & GAMBLE	02/01/2022	54,940,123.33	55,000,000.00	51,077,024.90	1.900	1.903	1.929	02/01/2027	1,402
742718ER6	41999	PROCTER & GAMBLE	04/12/2022	10,660,396.82	10,845,000.00	10,261,856.76	2.450	2.919	2.960	11/03/2026	1,312
742718FY0	42883	PROCTER & GAMBLE	01/26/2023	9,993,703.24	10,000,000.00	10,070,925.20	4.100	4.067	4.123	01/26/2026	1,031
74153WCQ0	41639	PRICOA Global Funding 1_PRU	12/08/2021	19,988,438.78	20,000,000.00	18,848,600.00	1.150	1.168	1.185	12/06/2024	615
21688AAQ5	40892	RABOBANK	01/12/2021	6,998,743.31	7,000,000.00	6,727,445.62	0.375	0.392	0.398	01/12/2024	286
21688AAU6	42494	RABOBANK	08/22/2022	14,995,198.75	15,000,000.00	14,764,005.75	3.875	3.845	3.899	08/22/2024	509
89236TGT6	40326	TOYOTA MOTOR CREDIT CORP	02/13/2020	29,992,496.00	30,000,000.00	28,521,409.20	1.800	1.789	1.814	02/13/2025	684
90327QD48	40477	USAA CAPITAL CORP	04/21/2020	2,499,914.68	2,500,000.00	2,492,887.53	1.500	1.520	1.542	05/01/2023	30
90327QD89	42219	USAA CAPITAL CORP	05/26/2022	14,965,130.33	15,000,000.00	14,474,821.65	3.375	3.446	3.493	05/01/2025	761
90331HPL1	40268	U S BANK	01/21/2020	19,984,616.67	20,000,000.00	18,826,600.00	2.050	2.066	2.095	01/21/2025	661
92826CAD4	42288	VISA	06/15/2022	19,598,743.76	20,000,000.00	19,411,345.80	3.150	3.897	3.952	12/14/2025	988
92826CAD4	42792	VISA	12/16/2022	24,289,881.49	25,000,000.00	24,264,182.25	3.150	4.222	4.280	12/14/2025	988
931142EL3	39714	WALMART	07/29/2019	5,040,189.80	5,000,000.00	4,886,871.95	2.850	2.148	2.178	07/08/2024	464
931142EK5	39996	WALMART	10/30/2019	10,033,948.33	10,000,000.00	9,966,457.00	3.400	1.878	1.904	06/26/2023	86
931142DV2	40315	WALMART	02/07/2020	28,377,491.75	27,975,000.00	27,218,411.09	2.650	1.741	1.765	12/15/2024	624
931142ER0	41379	WALMART	09/17/2021	9,986,917.00	10,000,000.00	8,997,340.80	1.050	1.074	1.088	09/17/2026	1,265
931142EM1	41875	WALMART	03/01/2022	2,375,841.85	2,315,000.00	2,240,591.87	3.050	2.141	2.171	07/08/2026	1,194

Fund COMM - COMMINGLED POOL
Investments by Fund
March 31, 2023

CUSIP	Investment #	Issuer	Purchase Date	Book Value	Par Value	Market Value	Current Rate	YTM 360	YTM 365	Maturity Date	Days To Maturity
Corporate Bonds											
931142EW9	42542	WALMART	09/09/2022	19,988,618.52	20,000,000.00	19,929,001.80	3.900	3.871	3.924	09/09/2025	892
931142EX7	42578	WALMART	09/27/2022	9,792,403.48	10,000,000.00	9,979,576.30	3.950	4.414	4.476	09/09/2027	1,622
30231GAC6	39998	EXXON MOBIL CORP	10/31/2019	5,054,583.23	5,000,000.00	4,921,425.80	3.176	1.950	1.977	03/15/2024	349
30231GBH4	40403	EXXON MOBIL CORP	03/19/2020	15,000,000.00	15,000,000.00	14,592,934.05	2.992	2.951	2.992	03/19/2025	718
30231GAF9	40505	EXXON MOBIL CORP	05/26/2020	5,141,060.76	5,000,000.00	4,851,144.95	2.709	1.184	1.200	03/06/2025	705
Subtotal and Average				1,203,790,656.58	1,211,975,000.00	1,164,541,793.06	2.199	2.230			825
ABS - Green Bonds											
43815JAC7	42950	HONDA AUTO RECEIVABLES OWNER T	02/24/2023	12,997,584.60	13,000,000.00	13,089,157.90	5.040	5.032	5.102	04/21/2027	1,481
89190GAC1	41182	TOYOTA AUTO REC OWNER TRUST	06/14/2021	25,694,217.02	25,696,984.59	24,811,481.92	0.260	0.261	0.265	11/17/2025	961
89238LAC4	41867	Toyota Lease Owner Trust	02/28/2022	18,997,009.40	19,000,000.00	18,435,576.50	1.960	1.951	1.978	02/20/2025	691
Subtotal and Average				57,688,811.02	57,696,984.59	56,336,216.32	1.893	1.919			989
Asset Backed Securities (ABS)											
02007TAC9	40134	ALLY AUTO RECEIVABLES TRUST	12/11/2019	0.00	0.00	0.00	1.840	1.829	1.854	06/17/2024	443
02008JAC0	42182	ALLY AUTO RECEIVABLES TRUST	05/18/2022	29,494,288.80	29,500,000.00	28,834,600.95	3.310	3.296	3.341	11/16/2026	1,325
02582JJR2	41529	AMERICAN EXPRESS CREDIT ACCT	11/17/2021	32,494,923.50	32,500,000.00	30,537,107.25	0.900	0.895	0.908	11/16/2026	1,325
02589BAA8	41919	AMERICAN EXPRESS CREDIT ACCT	03/18/2022	19,498,997.70	19,500,000.00	18,604,134.90	2.210	2.191	2.222	03/15/2027	1,444
02582JIT8	42202	AMERICAN EXPRESS CREDIT ACCT	05/24/2022	34,992,258.00	35,000,000.00	34,161,459.50	3.390	3.376	3.423	05/17/2027	1,507
05591RAC8	40990	BMW VEHICLE LEASE TRUST	03/10/2021	1,551,885.90	1,551,935.10	1,545,814.89	0.290	0.288	0.292	01/25/2024	299
09690AAD5	41368	BMW VEHICLE LEASE TRUST	09/15/2021	25,999,017.20	26,000,000.00	24,986,735.80	0.430	0.593	0.602	01/27/2025	667
05601XAC3	41765	BMW VEHICLE LEASE TRUST	01/19/2022	16,247,570.63	16,250,000.00	15,844,089.63	1.100	1.095	1.111	03/25/2025	724
05593AAC3	42927	BMW VEHICLE LEASE TRUST	02/15/2023	5,249,875.05	5,250,000.00	5,263,679.93	5.160	5.146	5.217	11/25/2025	969
09661RAD3	40530	BMW VEHICLE OWNER TRUST	07/15/2020	1,340,982.11	1,341,083.36	1,327,253.44	0.480	0.477	0.484	10/25/2024	573
05602RAD3	42183	BMW VEHICLE OWNER TRUST	05/18/2022	13,999,272.00	14,000,000.00	13,677,400.80	3.210	3.189	3.234	08/25/2026	1,242
14317HAC5	42084	CARMAX AUTO OWNER TRUST	04/28/2022	17,997,262.20	18,000,000.00	17,605,956.60	3.490	3.473	3.522	02/16/2027	1,417
161571HP2	40336	CHASE ISSUANCE TRUST (ABS)	02/18/2020	0.00	0.00	0.00	1.530	1.523	1.544	01/15/2025	655
14041NFW6	41242	CAPITAL ONE MULTI EXECUTION TR	07/22/2021	23,499,048.25	23,500,000.00	22,247,339.55	0.550	0.544	0.552	07/15/2026	1,201
14041NFY2	41612	CAPITAL ONE MULTI EXECUTION TR	11/30/2021	35,995,039.20	36,000,000.00	33,872,223.60	1.040	1.032	1.047	11/16/2026	1,325
14041NFZ9	41952	CAPITAL ONE MULTI EXECUTION TR	03/30/2022	18,998,567.40	19,000,000.00	18,318,052.00	2.800	2.781	2.819	03/15/2027	1,444
14043MAC5	40340	CAPITAL ONE PRIME AUTO RECEIV	02/19/2020	3,765,713.29	3,766,514.05	3,743,830.22	1.600	1.592	1.614	11/15/2024	594
14044CAC6	41476	CAPITAL ONE PRIME AUTO RECEIV	10/27/2021	13,999,735.40	14,000,000.00	13,273,463.00	0.770	0.761	0.772	09/15/2026	1,263
14043QAC6	42116	CAPITAL ONE PRIME AUTO RECEIV	05/04/2022	14,996,722.50	15,000,000.00	14,558,409.00	3.170	3.156	3.200	04/15/2027	1,475

Fund COMM - COMMINGLED POOL
Investments by Fund
March 31, 2023

CUSIP	Investment #	Issuer	Purchase Date	Book Value	Par Value	Market Value	Current Rate	YTM 360	YTM 365	Maturity Date	Days To Maturity
Asset Backed Securities (ABS)											
14043KAH8	42944	CAPITAL ONE PRIME AUTO RECEIV	02/23/2023	10,747,936.00	10,750,000.00	10,814,906.35	4.870	4.860	4.928	02/15/2028	1,781
14687TAC1	41209	Carvana Auto Receivables Trust	06/24/2021	11,027,453.76	11,028,082.36	10,664,007.87	0.490	0.486	0.492	03/10/2026	1,074
14687JAD1	41406	Carvana Auto Receivables Trust	09/29/2021	1,248,083.84	1,248,217.90	1,242,809.62	0.380	0.381	0.386	01/10/2025	650
254683CP8	41402	DISCOVER CARD EXECUTION NOTE	09/27/2021	19,995,718.00	20,000,000.00	18,787,306.00	0.580	0.581	0.589	09/15/2026	1,263
23292GAC7	42119	DLLST LLC	05/04/2022	11,498,323.30	11,500,000.00	11,270,207.00	3.400	3.385	3.433	01/21/2025	661
345329AC0	41397	FORD CREDIT AUTO LEASE TRUST	09/24/2021	18,774,577.17	18,777,874.56	18,525,002.31	0.370	0.376	0.381	10/15/2024	563
34528LAD7	42066	FORD CREDIT AUTO LEASE TRUST	04/26/2022	29,996,376.00	30,000,000.00	29,480,604.00	3.230	3.215	3.259	05/15/2025	775
34532NAC9	40958	FORD CREDIT AUTO OWNER TRUST	02/22/2021	12,466,181.87	12,467,232.86	12,126,226.61	0.300	0.299	0.304	08/15/2025	867
345286AC2	41776	FORD CREDIT AUTO OWNER TRUST	01/24/2022	11,998,574.40	12,000,000.00	11,490,452.40	1.290	1.281	1.299	06/15/2026	1,171
36261RAC2	40964	GM Fin'cl Auto Leasing Trust	02/24/2021	675,265.20	675,334.35	673,285.79	0.260	0.263	0.266	02/20/2024	325
36266FAC3	42152	GM Fin'cl Auto Leasing Trust	05/11/2022	15,998,331.20	16,000,000.00	15,715,059.20	3.420	3.404	3.451	06/20/2025	811
362585AC5	42009	GM FINANCIAL SECURITIZED	04/13/2022	11,497,596.50	11,500,000.00	11,133,516.85	3.100	3.086	3.129	02/16/2027	1,417
44891VAC5	41187	Hyundai Auto Lease Sec Trust	06/16/2021	15,409,377.16	15,411,688.91	15,226,600.69	0.330	0.335	0.339	06/17/2024	443
44933MAC5	41387	Hyundai Auto Lease Sec Trust	09/22/2021	25,247,714.88	25,250,000.00	24,768,265.35	0.380	0.380	0.386	09/16/2024	534
44891WAC3	41766	Hyundai Auto Lease Sec Trust	01/19/2022	13,249,707.18	13,250,000.00	12,885,208.95	1.160	1.148	1.164	01/15/2025	655
44934LAD4	42184	Hyundai Auto Lease Sec Trust	05/18/2022	37,996,944.80	38,000,000.00	37,298,770.80	3.350	3.332	3.378	06/16/2025	807
43813RAC1	40346	HONDA AUTO RECEIVABLES OWNER T	02/26/2020	1,947,954.33	1,948,336.20	1,938,640.50	1.610	1.602	1.625	04/21/2024	386
43813GAC5	40965	HONDA AUTO RECEIVABLES OWNER T	02/24/2021	6,454,090.76	6,454,208.87	6,278,058.67	0.270	0.267	0.271	04/21/2025	751
43815EAC8	41321	HONDA AUTO RECEIVABLES OWNER T	08/25/2021	17,999,737.20	18,000,000.00	17,330,142.60	0.410	0.405	0.411	11/18/2025	962
43815GAC3	41554	HONDA AUTO RECEIVABLES OWNER T	11/24/2021	13,997,048.80	14,000,000.00	13,369,809.60	0.880	0.879	0.891	01/21/2026	1,026
43815BAC4	41855	HONDA AUTO RECEIVABLES OWNER T	02/23/2022	22,996,540.80	23,000,000.00	22,046,843.20	1.880	1.868	1.894	05/15/2026	1,140
44933LAC7	41111	HYUNDAI AUTO RECEIVABLES TRUST	04/28/2021	7,235,532.50	7,236,293.76	7,036,506.93	0.380	0.379	0.385	09/15/2025	898
41284YAD8	42040	Harley-Davidson Motorcycle	04/20/2022	24,995,837.50	25,000,000.00	24,363,627.50	3.060	3.044	3.086	02/15/2027	1,416
41285JAD0	42945	Harley-Davidson Motorcycle	02/23/2023	12,998,690.90	13,000,000.00	13,118,063.40	5.050	5.038	5.107	12/15/2027	1,719
47787NAC3	40533	JOHN DEERE OWNER TRUST	07/22/2020	1,027,092.79	1,027,249.34	1,017,014.96	0.510	0.510	0.517	11/15/2024	594
47788UAC6	40991	JOHN DEERE OWNER TRUST	03/10/2021	5,477,669.11	5,478,722.12	5,302,185.64	0.360	0.363	0.369	09/15/2025	898
47789QAC4	41240	JOHN DEERE OWNER TRUST	07/21/2021	7,999,286.40	8,000,000.00	7,637,607.20	0.520	0.517	0.524	03/16/2026	1,080
47787JAC2	41910	JOHN DEERE OWNER TRUST	03/16/2022	9,997,788.00	10,000,000.00	9,663,503.00	2.320	2.309	2.341	09/16/2026	1,264
58769KAD6	41220	MERCEDES-BENZ AUTO LEASE TRUST	06/29/2021	13,459,892.99	13,460,909.28	13,157,863.83	0.400	0.399	0.404	11/15/2024	594
58769VAC4	40515	MERCEDES -BENZ AUTO REC TRUST	06/23/2020	1,172,619.50	1,172,711.09	1,157,353.97	0.550	0.546	0.554	02/18/2025	689
58772WAC7	41389	MERCEDES -BENZ AUTO REC TRUST	09/22/2021	20,247,351.30	20,250,000.00	19,440,623.70	0.460	0.459	0.466	06/15/2026	1,171
58770AAC7	42879	MERCEDES -BENZ AUTO REC TRUST	01/25/2023	13,248,410.00	13,250,000.00	13,224,775.98	4.510	4.495	4.558	11/15/2027	1,689

Fund COMM - COMMINGLED POOL
Investments by Fund
March 31, 2023

CUSIP	Investment #	Issuer	Purchase Date	Book Value	Par Value	Market Value	Current Rate	YTM 360	YTM 365	Maturity Date	Days To Maturity
Asset Backed Securities (ABS)											
65480BAC1	41206	Nissan Auto Receivables Owner	06/23/2021	37,026,205.53	37,026,831.28	35,748,376.25	0.330	0.326	0.331	10/15/2025	928
65479QAC1	41856	Nissan Auto Receivables Owner	02/23/2022	17,296,607.47	17,300,000.00	16,505,978.44	1.860	1.850	1.876	08/17/2026	1,234
80286DAC2	41207	Santander Retail Auto Lease Tr	06/23/2021	13,908,784.61	13,910,541.51	13,592,511.75	0.510	0.511	0.518	08/20/2024	507
80286CAC4	41391	Santander Retail Auto Lease Tr	09/22/2021	6,109,171.23	6,109,462.04	6,001,731.45	0.500	0.496	0.503	03/20/2025	719
89240BAC2	40930	TOYOTA AUTO REC OWNER TRUST	02/08/2021	8,400,414.17	8,401,973.58	8,188,396.25	0.260	0.265	0.269	05/15/2025	775
89238JAC9	41521	TOYOTA AUTO REC OWNER TRUST	11/15/2021	11,499,755.05	11,500,000.00	10,961,778.15	0.710	0.702	0.712	04/15/2026	1,110
89190GAB3	41718	TOYOTA AUTO REC OWNER TRUST	12/30/2021	0.00	0.00	0.00	0.140	0.422	0.428	01/16/2024	290
89239KAC5	41797	TOYOTA AUTO REC OWNER TRUST	01/31/2022	12,997,790.00	13,000,000.00	12,402,678.60	1.230	1.224	1.241	06/15/2026	1,171
891940AC2	42890	TOYOTA AUTO REC OWNER TRUST	01/30/2023	20,999,989.50	21,000,000.00	20,970,228.30	4.630	4.610	4.674	09/15/2027	1,628
89238EAC0	41089	Toyota Lease Owner Trust	04/21/2021	6,166,650.31	6,167,370.04	6,108,751.04	0.390	0.392	0.397	04/22/2024	387
92868VAC3	40801	VOLKSWAGEN AUTO LEASE TRUST	12/03/2020	0.00	0.00	0.00	0.390	0.750	0.760	01/22/2024	296
92348KAL7	41780	VERIZON MASTER TRUST	01/25/2022	20,999,464.50	21,000,000.00	20,713,828.80	1.040	1.029	1.043	01/20/2027	1,390
92348KAP8	42214	VERIZON MASTER TRUST	05/25/2022	33,499,025.15	33,500,000.00	32,998,260.45	3.010	2.988	3.030	05/20/2027	1,510
92348AAA3	39920	VERIZON OWNER TRUST	10/08/2019	0.05	0.05	0.05	1.940	1.924	1.951	04/20/2024	385
92290BAA9	40549	VERIZON OWNER TRUST	08/12/2020	9,619,159.75	9,621,180.20	9,511,251.48	0.470	0.473	0.480	02/20/2025	691
92348CAA9	40712	VERIZON OWNER TRUST	11/02/2020	9,618,157.46	9,619,718.74	9,481,961.48	0.410	0.412	0.417	04/21/2025	751
98164EAC9	40937	WORLD OMNI AUTO REC'VBLE TRUST	02/10/2021	8,864,926.45	8,865,530.19	8,581,940.50	0.300	0.298	0.303	01/15/2026	1,020
98163HAB5	41392	WORLD OMNI AUTO REC'VBLE TRUST	09/22/2021	0.04	0.04	0.04	0.290	0.289	0.293	02/18/2025	689
98163NAC0	42020	WORLD OMNI AUTOMOBILE LEASE	04/13/2022	2,999,584.50	3,000,000.00	2,943,071.10	3.210	3.196	3.241	02/18/2025	689
Subtotal and Average				959,210,549.04	959,319,001.78	931,297,145.66		1.813	1.838		1,096
Municipal Bonds											
13063DVM7	40577	CALIFORNIA STATE	09/09/2020	27,381,648.44	26,650,000.00	27,039,623.00	5.000	0.266	0.270	11/01/2023	214
13077DQD7	41265	CALIF STATE UNIV	07/29/2021	5,000,000.00	5,000,000.00	4,590,600.00	0.862	0.850	0.862	11/01/2025	945
419792F76	41438	Hawaii State	10/12/2021	24,445,000.00	24,445,000.00	24,088,836.35	0.422	0.416	0.422	08/01/2023	122
374288AB4	40910	J PAUL GETTY TRUST	01/28/2021	15,000,000.00	15,000,000.00	14,523,423.75	0.391	0.385	0.391	01/01/2024	275
54438CYH9	40736	Los Angeles CA CMNTY CLG DIST	11/10/2020	4,000,000.00	4,000,000.00	3,941,880.00	0.444	0.437	0.444	08/01/2023	122
79739GPD2	41668	SAN DIEGO CNTY ARPT AUTH	12/08/2021	2,495,000.00	2,495,000.00	2,306,677.40	1.341	1.322	1.340	07/01/2025	822
799408Z69	40654	San Ramon Valley Unified SCD	10/20/2020	5,040,000.00	5,040,000.00	4,965,559.20	0.367	0.361	0.367	08/01/2023	122
91412HEX7	39321	UNIVERSITY CALIFORNIA REVS	03/19/2019	1,000,000.00	1,000,000.00	997,500.00	2.657	2.620	2.657	05/15/2023	44
91412HGE7	40532	UNIVERSITY CALIFORNIA REVS	07/16/2020	5,000,000.00	5,000,000.00	4,659,550.00	0.883	0.870	0.883	05/15/2025	775
91412HJK0	40993	UNIVERSITY CALIFORNIA REVS	03/10/2021	2,500,000.00	2,500,000.00	2,385,475.00	0.367	0.361	0.366	05/15/2024	410

Fund COMM - COMMINGLED POOL
Investments by Fund
March 31, 2023

CUSIP	Investment #	Issuer	Purchase Date	Book Value	Par Value	Market Value	Current Rate	YTM 360	YTM 365	Maturity Date	Days To Maturity
Municipal Bonds											
917542WF5	40481	UTAH ST	04/23/2020	3,030,718.38	3,000,000.00	3,017,040.00	5.000	0.828	0.840	07/01/2023	91
Subtotal and Average				94,892,366.82	94,130,000.00	92,516,164.70		0.472	0.478		274
Commercial Paper, Discount											
16536JR33	43022	CHESHAM FINANCE	03/29/2023	74,980,322.24	75,000,000.00	74,969,850.00	4.830	4.833	4.900	04/03/2023	2
17327BVJ1	42709	CITIGROUP GLOBAL MARKETS	11/22/2022	63,652,308.39	65,000,000.00	63,666,070.00	5.290	5.531	5.608	08/18/2023	139
46640QTP6	42646	JP Morgan Securities	10/28/2022	64,252,303.53	65,000,000.00	64,243,465.00	4.970	5.138	5.210	06/23/2023	83
46640QUH2	42698	JP Morgan Securities	11/17/2022	49,239,176.67	50,000,000.00	49,244,000.00	5.050	5.255	5.328	07/17/2023	107
59157UU57	42802	METLIFE SHORT TERM FUND	12/21/2022	24,108,371.99	24,425,000.00	24,099,854.40	4.900	5.034	5.104	07/05/2023	95
7426M5UU6	43021	PRIVATE EXPORT FUND CORPORATIO	03/28/2023	68,885,946.21	70,000,000.00	68,831,910.00	4.900	4.982	5.051	07/28/2023	118
79490BTG1	42790	SALISBURY REC CO	12/16/2022	49,468,723.03	50,000,000.00	49,472,850.00	5.050	5.182	5.254	06/16/2023	76
89233HU77	42747	TOYOTA MOTOR CREDIT CORP	12/06/2022	98,613,265.33	100,000,000.00	98,625,200.00	5.120	5.279	5.353	07/07/2023	97
Subtotal and Average				493,200,417.39	499,425,000.00	493,153,199.40		5.160	5.232		87
Federal Agency Discount Notes											
313384LZ0	42567	FHLB DISCOUNT	09/22/2022	49,029,037.79	50,000,000.00	48,892,396.00	4.030	4.215	4.273	09/21/2023	173
313384TH2	42954	FHLB DISCOUNT	02/27/2023	42,978,741.72	45,000,000.00	43,199,018.10	4.970	5.233	5.306	02/20/2024	325
Subtotal and Average				92,007,779.51	95,000,000.00	92,091,414.10		4.691	4.756		244
Treasury Bills											
912796CT4	42775	U S TREASURY BILL	12/13/2022	74,908,031.61	75,000,000.00	74,924,100.00		4.516	4.579	04/11/2023	10
Subtotal and Average				74,908,031.61	75,000,000.00	74,924,100.00		4.517	4.579		10
Local Agency Investment Fund											
SYS8506	8506	LOCAL AGENCY INVEST FUND	07/01/2022	43,701,956.80	43,701,956.80	43,701,956.80	2.831	2.792	2.831		1
Subtotal and Average				43,701,956.80	43,701,956.80	43,701,956.80		2.792	2.831		1
Money Market											
SYS40461	40461	DREYFUS GOVERNMENT CASH MGMT	04/15/2020	401,922,529.33	401,922,529.33	401,922,529.33	4.705	4.640	4.705		1
SYS37590	37590	JP MORGAN US GOVT MMF	02/27/2017	23,175.07	23,175.07	23,175.07	4.628	4.564	4.628		1
SYS34292	34292	MORGAN STANLEY TRSY INSTL 8304	05/21/2013	240,315.75	240,315.75	240,315.75	4.650	4.586	4.650		1
SYS42588	42588	STATE STREET US	09/30/2022	306,983,017.08	306,983,017.08	306,983,017.08	4.670	4.606	4.670		1
SYS23519	23519	BLACKROCK TREASURY LIQ FUND	02/01/2008	1,059,574,155.01	1,059,574,155.01	1,059,574,155.01	4.695	4.630	4.695		1

Fund COMM - COMMINGLED POOL
Investments by Fund
March 31, 2023

CUSIP	Investment #	Issuer	Purchase Date	Book Value	Par Value	Market Value	Current Rate	YTM 360	YTM 365	Maturity Date	Days To Maturity
Subtotal and Average				1,768,743,192.24	1,768,743,192.24	1,768,743,192.24		4.629	4.693		1
Other - Floaters - Daily Reset											
06417MQ32	42785	BANK OF NOVA SCOTIA HOUSTON	12/15/2022	65,000,000.00	65,000,000.00	65,062,660.00	5.420	5.470	5.545	09/08/2023	160
Subtotal and Average				65,000,000.00	65,000,000.00	65,062,660.00		5.470	5.546		160
Agency - Floaters - Daily Reset											
31422BR36	40614	FARMER MAC	09/25/2020	35,000,000.00	35,000,000.00	35,025,686.85	4.980	1.895	1.922	09/25/2023	177
31422B2B5	40671	FARMER MAC	10/23/2020	35,000,000.00	35,000,000.00	35,011,611.25	4.940	1.954	1.981	10/23/2023	205
3133EMGG1	40729	FFCB NOTES	11/06/2020	42,000,000.00	42,000,000.00	42,015,899.94	5.005	2.040	2.068	11/06/2023	219
3133EMJV5	40811	FFCB NOTES	12/08/2020	45,000,000.00	45,000,000.00	44,996,691.15	4.940	2.153	2.183	12/08/2023	251
3133EMXV9	41112	FFCB NOTES	04/29/2021	35,000,000.00	35,000,000.00	35,014,115.85	4.930	2.733	2.771	04/29/2024	394
3133EMH70	41180	FFCB NOTES	06/14/2021	25,000,000.00	25,000,000.00	25,000,305.25	4.850	1.902	1.928	06/14/2023	74
3133ENGX2	41653	FFCB NOTES	12/13/2021	10,000,000.00	10,000,000.00	10,003,243.50	4.880	3.121	3.165	12/13/2023	256
3133ENJB7	41697	FFCB NOTES	12/22/2021	45,000,000.00	45,000,000.00	44,998,398.45	4.880	3.107	3.151	11/22/2023	235
3133ENJQ4	41705	FFCB NOTES	12/27/2021	20,000,000.00	20,000,000.00	19,992,050.00	4.880	3.213	3.258	12/27/2023	270
3133ENKX7	41761	FFCB NOTES	01/18/2022	27,000,000.00	27,000,000.00	27,011,989.08	4.930	3.914	3.969	01/17/2025	657
3130AKEA0	40696	FHLB NOTES	10/29/2020	50,000,000.00	50,000,000.00	50,001,692.00	5.020	3.245	3.290	10/29/2025	942
3130AKEA0	40697	FHLB NOTES	10/29/2020	10,000,000.00	10,000,000.00	10,000,338.40	5.020	3.245	3.290	10/29/2025	942
3130AQLS0	41746	FHLB NOTES	01/11/2022	30,000,000.00	30,000,000.00	29,973,722.10	4.920	3.871	3.925	01/07/2025	647
Subtotal and Average				409,000,000.00	409,000,000.00	409,045,743.82		2.720	2.758		395
Supranationals - Green Bond											
45906M2B6	40684	INTL BANK RECON & DEVELOP	10/27/2020	25,053,500.00	25,000,000.00	25,076,250.00	4.801	2.550	2.585	06/17/2024	443
459058JE4	41545	INTL BANK RECON & DEVELOP	11/22/2021	24,625,685.52	25,000,000.00	22,997,153.75	0.375	1.018	1.032	07/28/2025	849
Subtotal and Average				49,679,185.52	50,000,000.00	48,073,403.75		1.791	1.816		644
Supranationals											
4581X0DF2	39495	IADB	04/29/2019	17,027,779.52	17,000,000.00	16,722,767.06	2.625	2.372	2.405	01/16/2024	290
4581X0DR6	40721	IADB	11/04/2020	45,000,000.00	45,000,000.00	45,078,128.10	4.268	2.920	2.960	02/04/2025	675
459058GQ0	39367	INTL BANK RECON & DEVELOP	04/02/2019	5,006,893.79	5,000,000.00	4,900,741.65	2.500	2.315	2.347	03/19/2024	353
459058JL8	40688	INTL BANK RECON & DEVELOP	10/28/2020	2,498,545.13	2,500,000.00	2,289,307.28	0.500	0.515	0.522	10/28/2025	941
459058JL8	40689	INTL BANK RECON & DEVELOP	10/28/2020	14,991,270.75	15,000,000.00	13,735,843.65	0.500	0.515	0.522	10/28/2025	941
459058JM6	40773	INTL BANK RECON & DEVELOP	11/24/2020	12,247,145.75	12,250,000.00	11,902,590.00	0.250	0.282	0.286	11/24/2023	237

Fund COMM - COMMINGLED POOL
Investments by Fund
March 31, 2023

CUSIP	Investment #	Issuer	Purchase Date	Book Value	Par Value	Market Value	Current Rate	YTM 360	YTM 365	Maturity Date	Days To Maturity
Supranationals											
459058JS3	41153	INTL BANK RECON & DEVELOP	05/28/2021	9,948,489.18	10,000,000.00	8,997,725.80	0.650	0.822	0.834	02/10/2026	1,046
45906M3C3	41948	INTL BANK RECON & DEVELOP	03/29/2022	24,990,317.80	25,000,000.00	24,432,140.00	2.250	2.258	2.290	03/28/2024	362
Subtotal and Average				131,710,441.92	131,750,000.00	128,059,243.54		1.978	2.005		576
Total Investments and Average				11,612,295,649.23	11,641,776,314.11	11,296,769,683.53		2.799	2.838		612

Fund WK - WORKERS COMP
Investments by Fund
March 31, 2023

CUSIP	Investment #	Issuer	Purchase Date	Book Value	Par Value	Market Value	Current Rate	YTM 360	YTM 365	Maturity Date	Days To Maturity
Mortgage Backed Securities (MBS)											
3137F2LJ3	42115	FHLMC Multi-Family	05/03/2022	998,203.13	1,000,000.00	956,763.00	3.117	3.088	3.131	06/25/2027	1,546
3137BRQK4	42233	FHLMC Multi-Family	05/31/2022	1,965,625.00	2,000,000.00	1,888,179.40	2.624	2.994	3.036	08/25/2026	1,242
3138LGKH8	39318	FNMA MULTI-FAMILY	03/19/2019	2,953,125.00	3,000,000.00	2,932,281.75	2.470	2.794	2.833	01/01/2024	275
Subtotal and Average				5,916,953.13	6,000,000.00	5,777,224.15		2.911	2.951		810
Federal Agency Bonds											
3133ENRZ5	41918	FFCB NOTES	03/17/2022	1,994,168.96	2,000,000.00	1,914,015.60	1.950	2.075	2.104	03/17/2025	716
3130A0F70	39114	FHLB NOTES	12/24/2018	1,505,322.82	1,500,000.00	1,484,977.28	3.375	2.778	2.817	12/08/2023	251
3135G03U5	40497	FNMA NOTES	05/07/2020	1,500,952.71	1,500,000.00	1,393,888.01	0.625	0.585	0.593	04/22/2025	752
Subtotal and Average				5,000,444.49	5,000,000.00	4,792,880.89		1.840	1.865		586
Federal Agency Bonds - CALLABLE											
3130AJLA5	40503	FHLB NOTES	05/19/2020	3,000,000.00	3,000,000.00	2,789,135.31	0.750	0.739	0.750	05/19/2025	779
3130AJLA5	40504	FHLB NOTES	05/19/2020	2,000,000.00	2,000,000.00	1,859,423.54	0.750	0.739	0.750	05/19/2025	779
3130AKYH3	41962	FHLB NOTES	03/31/2022	1,868,676.36	2,000,000.00	1,765,539.14	0.830	2.618	2.655	02/10/2027	1,411
3134GW6E1	40718	FHLMC NOTES	11/02/2020	2,500,000.00	2,500,000.00	2,432,966.60	0.320	0.315	0.320	11/02/2023	215
Subtotal and Average				9,368,676.36	9,500,000.00	8,847,064.59		1.001	1.015		754
US Treasury Notes											
91282CAM3	41726	U.S. TREASURY NOTES	12/30/2021	2,935,258.01	3,000,000.00	2,743,476.00	0.250	1.118	1.134	09/30/2025	913
91282CDH1	42826	U.S. TREASURY NOTES	12/28/2022	943,071.40	1,000,000.00	944,961.00	0.750	4.381	4.441	11/15/2024	594
Subtotal and Average				3,878,329.41	4,000,000.00	3,688,437.00		1.912	1.939		835
Money Market											
SYS34789	34789	BLACKKROCK TREASURY LIQ FUND	12/26/2013	3,891,792.46	3,891,792.46	3,891,792.46	4.695	4.630	4.695		1
Subtotal and Average				3,891,792.46	3,891,792.46	3,891,792.46		4.631	4.695		1
Supranationals											
459058JL8	40695	INTL BANK RECON & DEVELOP	10/28/2020	2,498,545.13	2,500,000.00	2,289,307.28	0.500	0.515	0.522	10/28/2025	941
Subtotal and Average				2,498,545.13	2,500,000.00	2,289,307.28		0.516	0.523		941
Total Investments and Average				30,554,740.98	30,891,792.46	29,286,706.37		2.047	2.075		667

Fund PCF - PARK CHARTER FUND
Investments by Fund
March 31, 2023

CUSIP	Investment #	Issuer	Purchase Date	Book Value	Par Value	Market Value	Current Rate	YTM 360	YTM 365	Maturity Date	Days To Maturity
Federal Agency Bonds											
3133ENRZ5	41917	FFCB NOTES	03/17/2022	997,084.48	1,000,000.00	957,007.80	1.950	2.075	2.104	03/17/2025	716
Subtotal and Average				997,084.48	1,000,000.00	957,007.80		2.075	2.104		716
Federal Agency Bonds - CALLABLE											
3130AKYH3	41961	FHLB NOTES	03/31/2022	467,169.09	500,000.00	441,384.79	0.830	2.618	2.655	02/10/2027	1,411
3134GW6E1	40717	FHLMC NOTES	11/02/2020	1,000,000.00	1,000,000.00	973,186.64	0.320	0.315	0.320	11/02/2023	215
Subtotal and Average				1,467,169.09	1,500,000.00	1,414,571.43		1.049	1.064		595
US Treasury Notes											
91282CAM3	41727	U.S. TREASURY NOTES	12/30/2021	978,419.34	1,000,000.00	914,492.00	0.250	1.118	1.134	09/30/2025	913
91282CDH1	42825	U.S. TREASURY NOTES	12/28/2022	235,767.85	250,000.00	236,240.25	0.750	4.381	4.441	11/15/2024	594
Subtotal and Average				1,214,187.19	1,250,000.00	1,150,732.25		1.752	1.777		851
Money Market											
SYS33657	33657	BLACKROCK TREASURY LIQ FUND	09/30/2012	817,233.19	817,233.19	817,233.19	4.695	4.630	4.695		1
Subtotal and Average				817,233.19	817,233.19	817,233.19		4.631	4.695		1
Total Investments and Average				4,495,673.95	4,567,233.19	4,339,544.67		2.118	2.147		583

Fund SJE - SAN JOSE- EVERGREEN
Investments by Fund
March 31, 2023

CUSIP	Investment #	Issuer	Purchase Date	Book Value	Par Value	Market Value	Current Rate	YTM 360	YTM 365	Maturity Date	Days To Maturity
Municipal Bonds											
246381NB9	39874	DELAWARE ST	09/23/2019	515,114.80	500,000.00	510,085.00	5.000	1.242	1.260	02/01/2024	306
419792JY3	39790	Hawaii State	08/30/2019	509,987.49	500,000.00	505,795.00	5.000	0.907	0.920	10/01/2023	183
57582RQU3	40039	MASSACHUSETTS ST	11/13/2019	102,176.76	100,000.00	101,445.00	5.000	1.154	1.170	11/01/2023	214
574193RL4	39807	MARYLAND ST	09/04/2019	506,486.14	500,000.00	503,945.00	5.000	1.006	1.020	08/01/2023	122
60412AQP1	39803	MINNESOTA ST	09/03/2019	506,574.43	500,000.00	504,025.00	5.000	0.957	0.970	08/01/2023	122
658256Z21	39792	NORTH CAROLINA ST	08/30/2019	503,289.56	500,000.00	501,850.00	5.000	0.956	0.970	06/01/2023	61
68609BSH1	39791	OREGON ST	08/30/2019	521,358.70	500,000.00	512,895.00	5.000	0.948	0.961	05/01/2024	396
882723RA9	40026	TEXAS STATE REFUNDING	11/08/2019	500,000.00	500,000.00	500,000.00	5.000	1.114	1.130	04/01/2023	0
917542UG5	40033	UTAH ST	11/12/2019	504,699.39	500,000.00	502,840.00	5.000	1.134	1.150	07/01/2023	91
93974DM70	40027	WASHINGTON ST	11/08/2019	577,241.76	550,000.00	567,825.50	5.000	1.154	1.170	08/01/2024	488
956553XU0	40032	West Virginia State	11/12/2019	568,492.57	565,000.00	567,163.95	5.000	1.183	1.200	06/01/2023	61
Subtotal and Average				5,315,421.60	5,215,000.00	5,277,869.45		1.065	1.080		187
Money Market - Tax Exempt											
SYS33615	33615	Dreyfus Tax Exempt Inst	09/25/2012	98.45	98.45	98.45	3.994	3.939	3.994		1
60934N666	42335	FEDERATED TAX EXEMPT	06/29/2022	16,366,172.42	16,366,172.42	16,366,172.42	3.720	3.669	3.720		1
Subtotal and Average				16,366,270.87	16,366,270.87	16,366,270.87		3.669	3.720		1
Total Investments and Average				21,681,692.47	21,581,270.87	21,644,140.32		3.031	3.073		46

SANTA CLARA COUNTY INVESTMENTS
Transaction Activity Report
January 1, 2023 - March 31, 2023
Sorted by Transaction Date - Transaction Date
COMMINGLED POOL Fund

Investment #	Fund	CUSIP	Inv Descrip	TransactionType	TransactionDate	Issuer	New Principal	Principal Paydowns	Interest	Total Cash
42827	COMM	16536JN45	CHES DISC NOTE	Purchase	01/03/2023	CHESHAM FINANCE	74,991,020.83			-74,991,020.83
42828	COMM	5148X1N41	LANDES DISC NOTE	Purchase	01/03/2023	LANDES	124,985,069.45			-124,985,069.45
42829	COMM	63873KN45	NATXNY DISC NOTE	Purchase	01/03/2023	NATIXIS NY	49,994,027.78			-49,994,027.78
42823	COMM	16536JN37	CHES DISC NOTE	Redemption	01/03/2023	CHESHAM FINANCE		75,000,000.00		75,000,000.00
42824	COMM	5148X1N33	LANDES DISC NOTE	Redemption	01/03/2023	LANDES		50,000,000.00		50,000,000.00
40044	COMM	3135G0V75	FEDERAL NATL MTG	Interest	01/03/2023	FNMA NOTES			218,750.00	218,750.00
40155	COMM	9128286Z8	UNITED STATES	Interest	01/03/2023	U.S. TREASURY			262,500.00	262,500.00
40481	COMM	917542WF5	UTAH ST, GO BDS	Interest	01/03/2023	UTAH ST			75,000.00	75,000.00
40910	COMM	374288AB4	JPGETY 0.391% MAT	Interest	01/03/2023	J PAUL GETTY			29,325.00	29,325.00
41016	COMM	912828ZW3	UNITED STATES	Interest	01/03/2023	U.S. TREASURY			31,250.00	31,250.00
41062	COMM	912828ZW3	UNITED STATES	Interest	01/03/2023	U.S. TREASURY			50,000.00	50,000.00
41496	COMM	9128287B0	UNITED STATES	Interest	01/03/2023	U.S. TREASURY			234,375.00	234,375.00
41668	COMM	79739GPD2	SDGAPT 1.341%	Interest	01/03/2023	SAN DIEGO CNTY			16,728.98	16,728.98
41686	COMM	9128284U1	UNITED STATES	Interest	01/03/2023	U.S. TREASURY			525,000.00	525,000.00
41687	COMM	9128284U1	UNITED STATES	Interest	01/03/2023	U.S. TREASURY			262,500.00	262,500.00
42104	COMM	9128287B0	UNITED STATES	Interest	01/03/2023	U.S. TREASURY			328,125.00	328,125.00
Totals for 01/03/2023							249,970,118.06	125,000,000.00	2,033,553.98	-122,936,564.08
42830	COMM	16536JN52	CHES DISC NOTE	Purchase	01/04/2023	CHESHAM FINANCE	74,991,020.83			-74,991,020.83
42831	COMM	5148X1N58	LANDES DISC NOTE	Purchase	01/04/2023	LANDES	124,985,069.45			-124,985,069.45
42832	COMM	63873KN52	NATXNY DISC NOTE	Purchase	01/04/2023	NATIXIS NY	49,994,027.78			-49,994,027.78
42780	COMM	880592AD2	TVDN DISC NOTE	Redemption	01/04/2023	TENNESSEE		75,000,000.00		75,000,000.00
42827	COMM	16536JN45	CHES DISC NOTE	Redemption	01/04/2023	CHESHAM FINANCE		75,000,000.00		75,000,000.00
42828	COMM	5148X1N41	LANDES DISC NOTE	Redemption	01/04/2023	LANDES		125,000,000.00		125,000,000.00
42829	COMM	63873KN45	NATXNY DISC NOTE	Redemption	01/04/2023	NATIXIS NY		50,000,000.00		50,000,000.00
34292	COMM	SYS34292	MSTI 0.0%	Interest	01/04/2023	MORGAN STANLEY			330,034.86	330,034.86
34292	COMM	SYS34292	MSTI 0.0%	Purchase	01/04/2023	MORGAN STANLEY	330,034.86			-330,034.86
37590	COMM	SYS37590	JPM TE 0.44%	Interest	01/04/2023	JP MORGAN US			74.61	74.61
37590	COMM	SYS37590	JPM TE 0.44%	Purchase	01/04/2023	JP MORGAN US	74.61			-74.61
40461	COMM	SYS40461	DGCXX 0.0%	Interest	01/04/2023	DREYFUS			512,759.55	512,759.55
40461	COMM	SYS40461	DGCXX 0.0%	Purchase	01/04/2023	DREYFUS	512,759.55			-512,759.55
42588	COMM	SYS42588	OPGXX	Interest	01/04/2023	STATE STREET US			1,654,214.32	1,654,214.32
42588	COMM	SYS42588	OPGXX	Purchase	01/04/2023	STATE STREET US	1,654,214.32			-1,654,214.32
Totals for 01/04/2023							252,467,201.40	325,000,000.00	2,497,083.34	75,029,881.94

SANTA CLARA COUNTY INVESTMENTS
Transaction Activity Report
Sorted by Transaction Date - Transaction Date

Investment #	Fund	CUSIP	Inv Descrip	TransactionType	TransactionDate	Issuer	New Principal	Principal Paydowns	Interest	Total Cash
42833	COMM	16536JN60	CHES DISC NOTE	Purchase	01/05/2023	CHESHAM FINANCE	74,991,020.83			-74,991,020.83
42834	COMM	5148X1N66	LANDES DISC NOTE	Purchase	01/05/2023	LANDES	124,985,069.45			-124,985,069.45
42835	COMM	63873KN60	NATXNY DISC NOTE	Purchase	01/05/2023	NATIXIS NY	49,994,027.78			-49,994,027.78
42830	COMM	16536JN52	CHES DISC NOTE	Redemption	01/05/2023	CHESHAM FINANCE		75,000,000.00		75,000,000.00
42831	COMM	5148X1N58	LANDES DISC NOTE	Redemption	01/05/2023	LANDES		125,000,000.00		125,000,000.00
42832	COMM	63873KN52	NATXNY DISC NOTE	Redemption	01/05/2023	NATIXIS NY		50,000,000.00		50,000,000.00
Totals for 01/05/2023							249,970,118.06	250,000,000.00		29,881.94
42836	COMM	16536JN94	CHES DISC NOTE	Purchase	01/06/2023	CHESHAM FINANCE	74,973,062.50			-74,973,062.50
42837	COMM	5148X1N90	LANDES DISC NOTE	Purchase	01/06/2023	LANDES	124,955,208.33			-124,955,208.33
42839	COMM	592179KD6	METSHR 5.% MAT	Purchase	01/06/2023	METLIFE SHORT	15,000,000.00			-15,000,000.00
42838	COMM	63873KN94	NATXNY DISC NOTE	Purchase	01/06/2023	NATIXIS NY	49,982,083.33			-49,982,083.33
42833	COMM	16536JN60	CHES DISC NOTE	Redemption	01/06/2023	CHESHAM FINANCE		75,000,000.00		75,000,000.00
42834	COMM	5148X1N66	LANDES DISC NOTE	Redemption	01/06/2023	LANDES		125,000,000.00		125,000,000.00
42835	COMM	63873KN60	NATXNY DISC NOTE	Redemption	01/06/2023	NATIXIS NY		50,000,000.00		50,000,000.00
41747	COMM	3133ENKS8	FEDERAL FARM CR	Interest	01/06/2023	FFCB NOTES			70,312.50	70,312.50
Totals for 01/06/2023							264,910,354.16	250,000,000.00	70,312.50	-14,840,041.66
42840	COMM	16536JNA1	CHES DISC NOTE	Purchase	01/09/2023	CHESHAM FINANCE	74,991,020.83			-74,991,020.83
42843	COMM	3130AUGN8	FEDERAL HOME	Purchase	01/09/2023	FHLB NOTES	45,000,000.00			-45,000,000.00
42841	COMM	5148X1NA7	LANDES DISC NOTE	Purchase	01/09/2023	LANDES	124,985,069.45			-124,985,069.45
42842	COMM	63873KNA1	NATXNY DISC NOTE	Purchase	01/09/2023	NATIXIS NY	49,994,027.78			-49,994,027.78
40117	COMM	90331HPF4	USB 1.95% MAT	Redemption	01/09/2023	U S BANK		29,000,000.00		29,000,000.00
40154	COMM	90331HPF4	USB 1.95% MAT	Redemption	01/09/2023	U S BANK		11,000,000.00		11,000,000.00
42836	COMM	16536JN94	CHES DISC NOTE	Redemption	01/09/2023	CHESHAM FINANCE		75,000,000.00		75,000,000.00
42837	COMM	5148X1N90	LANDES DISC NOTE	Redemption	01/09/2023	LANDES		125,000,000.00		125,000,000.00
42838	COMM	63873KN94	NATXNY DISC NOTE	Redemption	01/09/2023	NATIXIS NY		50,000,000.00		50,000,000.00
39714	COMM	931142EL3	WALMART INC, SR	Interest	01/09/2023	WALMART			71,250.00	71,250.00
40117	COMM	90331HPF4	USB 1.95% MAT	Interest	01/09/2023	U S BANK			282,750.00	282,750.00
40154	COMM	90331HPF4	USB 1.95% MAT	Interest	01/09/2023	U S BANK			107,250.00	107,250.00
40233	COMM	3135G0X24	FEDERAL NATL MTG	Interest	01/09/2023	FNMA NOTES			121,875.00	121,875.00
41746	COMM	3130AQLS0	FEDERAL HOME LN	Interest	01/09/2023	FHLB NOTES			290,458.32	290,458.32
41875	COMM	931142EM1	WALMART INC, SR	Interest	01/09/2023	WALMART			35,303.75	35,303.75
Totals for 01/09/2023							294,970,118.06	290,000,000.00	908,887.07	-4,061,230.99
42844	COMM	16536JNB9	CHES DISC NOTE	Purchase	01/10/2023	CHESHAM FINANCE	74,991,020.83			-74,991,020.83
42845	COMM	5148X1NB5	LANDES DISC NOTE	Purchase	01/10/2023	LANDES	124,985,069.45			-124,985,069.45
42846	COMM	63873KNB9	NATXNY DISC NOTE	Purchase	01/10/2023	NATIXIS NY	49,994,027.78			-49,994,027.78
42840	COMM	16536JNA1	CHES DISC NOTE	Redemption	01/10/2023	CHESHAM FINANCE		75,000,000.00		75,000,000.00
42841	COMM	5148X1NA7	LANDES DISC NOTE	Redemption	01/10/2023	LANDES		125,000,000.00		125,000,000.00
42842	COMM	63873KNA1	NATXNY DISC NOTE	Redemption	01/10/2023	NATIXIS NY		50,000,000.00		50,000,000.00
40832	COMM	3135G05G4	FEDERAL NATL MTG	Interest	01/10/2023	FNMA NOTES			31,250.00	31,250.00

SANTA CLARA COUNTY INVESTMENTS
Transaction Activity Report
 Sorted by Transaction Date - Transaction Date

Investment #	Fund	CUSIP	Inv Descrip	TransactionType	TransactionDate	Issuer	New Principal	Principal Paydowns	Interest	Total Cash
40867	COMM	3135G05G4	FEDERAL NATL MTG	Interest	01/10/2023	FNMA NOTES			18,750.00	18,750.00
42685	COMM	3133ENZ37	FEDERAL FARM CR	Interest	01/10/2023	FFCB NOTES			81,250.00	81,250.00
41209	COMM	14687TAC1	CRVNA 0.49% MAT	Interest	01/10/2023	Carvana Auto			5,439.42	5,439.42
41209	COMM	14687TAC1	CRVNA 0.49% MAT	Redemption	01/10/2023	Carvana Auto		751,453.70		751,453.70
41406	COMM	14687JAD1	CRVNA 0.38% MAT	Interest	01/10/2023	Carvana Auto			883.27	883.27
41406	COMM	14687JAD1	CRVNA 0.38% MAT	Redemption	01/10/2023	Carvana Auto		546,707.14		546,707.14
Totals for 01/10/2023							249,970,118.06	251,298,160.84	137,572.69	1,465,615.47
42847	COMM	16536JNC7	CHES DISC NOTE	Purchase	01/11/2023	CHESHAM FINANCE	74,991,020.83			-74,991,020.83
42848	COMM	5148X1NC3	LANDES DISC NOTE	Purchase	01/11/2023	LANDES	124,985,069.45			-124,985,069.45
42849	COMM	63873KNC7	NATXNY DISC NOTE	Purchase	01/11/2023	NATIXIS NY	49,994,027.78			-49,994,027.78
42844	COMM	16536JNB9	CHES DISC NOTE	Redemption	01/11/2023	CHESHAM FINANCE		75,000,000.00		75,000,000.00
42845	COMM	5148X1NB5	LANDES DISC NOTE	Redemption	01/11/2023	LANDES		125,000,000.00		125,000,000.00
42846	COMM	63873KNB9	NATXNY DISC NOTE	Redemption	01/11/2023	NATIXIS NY		50,000,000.00		50,000,000.00
42707	COMM	66815L2F5	NWMLIC 1.75% MAT	Interest	01/11/2023	NORTHWESTERN			278,311.25	278,311.25
42707	COMM	66815L2F5	NWMLIC 1.75% MAT	Accr Int	01/11/2023	NORTHWESTERN		201,002.57	-201,002.57	0.00
Totals for 01/11/2023							249,970,118.06	250,201,002.57	77,308.68	308,193.19
42850	COMM	16536JND5	CHES DISC NOTE	Purchase	01/12/2023	CHESHAM FINANCE	74,991,020.83			-74,991,020.83
42851	COMM	5148X1ND1	LANDES DISC NOTE	Purchase	01/12/2023	LANDES	124,985,069.45			-124,985,069.45
42852	COMM	63873KND5	NATXNY DISC NOTE	Purchase	01/12/2023	NATIXIS NY	49,994,027.78			-49,994,027.78
42847	COMM	16536JNC7	CHES DISC NOTE	Redemption	01/12/2023	CHESHAM FINANCE		75,000,000.00		75,000,000.00
42848	COMM	5148X1NC3	LANDES DISC NOTE	Redemption	01/12/2023	LANDES		125,000,000.00		125,000,000.00
42849	COMM	63873KNC7	NATXNY DISC NOTE	Redemption	01/12/2023	NATIXIS NY		50,000,000.00		50,000,000.00
40892	COMM	21688AAQ5	RABO 0.375% MAT	Interest	01/12/2023	RABOBANK			13,125.00	13,125.00
Totals for 01/12/2023							249,970,118.06	250,000,000.00	13,125.00	43,006.94
42853	COMM	16536JNH6	CHES DISC NOTE	Purchase	01/13/2023	CHESHAM FINANCE	74,964,083.33			-74,964,083.33
42854	COMM	5148X1NH2	LANDES DISC NOTE	Purchase	01/13/2023	LANDES	124,940,277.78			-124,940,277.78
42855	COMM	63873KNH6	NATXNY DISC NOTE	Purchase	01/13/2023	NATIXIS NY	49,976,111.11			-49,976,111.11
8506	COMM	SYS8506	LAIF 1.65%	Purchase	01/13/2023	LOCAL AGENCY	227,111.14			-227,111.14
40238	COMM	59217GEE5	MET LI 1.95% MAT	Redemption	01/13/2023	MET LIFE GLOBAL		10,000,000.00		10,000,000.00
42850	COMM	16536JND5	CHES DISC NOTE	Redemption	01/13/2023	CHESHAM FINANCE		75,000,000.00		75,000,000.00
42851	COMM	5148X1ND1	LANDES DISC NOTE	Redemption	01/13/2023	LANDES		125,000,000.00		125,000,000.00
42852	COMM	63873KND5	NATXNY DISC NOTE	Redemption	01/13/2023	NATIXIS NY		50,000,000.00		50,000,000.00
40238	COMM	59217GEE5	MET LI 1.95% MAT	Interest	01/13/2023	MET LIFE GLOBAL			97,500.00	97,500.00
40274	COMM	037833DF4	APPLE INC, SR GLBL	Interest	01/13/2023	APPLE INC			68,750.00	68,750.00
8506	COMM	SYS8506	LAIF 1.65%	Interest	01/13/2023	LOCAL AGENCY			227,111.14	227,111.14
Totals for 01/13/2023							250,107,583.36	260,000,000.00	393,361.14	10,285,777.78
42856	COMM	16536JNJ2	CHES DISC NOTE	Purchase	01/17/2023	CHESHAM FINANCE	74,991,020.83			-74,991,020.83
42857	COMM	5148X1NJ8	LANDES DISC NOTE	Purchase	01/17/2023	LANDES	124,985,069.45			-124,985,069.45
42858	COMM	63873KNJ2	NATXNY DISC NOTE	Purchase	01/17/2023	NATIXIS NY	49,994,027.78			-49,994,027.78

Portfolio SCL2

AP

SANTA CLARA COUNTY INVESTMENTS
Transaction Activity Report
Sorted by Transaction Date - Transaction Date

Investment #	Fund	CUSIP	Inv Descrip	TransactionType	TransactionDate	Issuer	New Principal	Principal Paydowns	Interest	Total Cash
42756	COMM	459052AS5	WBDN DISC NOTE	Redemption	01/17/2023	WORLD BANK		75,000,000.00		75,000,000.00
42853	COMM	16536JNH6	CHES DISC NOTE	Redemption	01/17/2023	CHESHAM FINANCE		75,000,000.00		75,000,000.00
42854	COMM	5148X1NH2	LANDES DISC NOTE	Redemption	01/17/2023	LANDES		125,000,000.00		125,000,000.00
42855	COMM	63873KNH6	NATXNY DISC NOTE	Redemption	01/17/2023	NATIXIS NY		50,000,000.00		50,000,000.00
39495	COMM	4581X0DF2	IADB 2.625% MAT	Interest	01/17/2023	IADB			223,125.00	223,125.00
40337	COMM	742651DP4	PEFCO 2.45% MAT	Interest	01/17/2023	PRIVATE EXPORT			139,466.25	139,466.25
40528	COMM	3136G4YU1	FEDERAL NATL MTG	Interest	01/17/2023	FNMA NOTES			36,500.00	36,500.00
40529	COMM	3136G4YU1	FEDERAL NATL MTG	Interest	01/17/2023	FNMA NOTES			20,140.70	20,140.70
41048	COMM	91282CBE0	UNITED STATES	Interest	01/17/2023	U.S. TREASURY			28,125.00	28,125.00
41757	COMM	64952WEK5	NEW YORK LIFE	Interest	01/17/2023	NEW YORK LIFE			253,750.00	253,750.00
41761	COMM	3133ENKX7	FFCB FLOAT MAT	Interest	01/17/2023	FFCB NOTES			271,545.00	271,545.00
42334	COMM	57629WCQ1	MASSMU 2.35% MAT	Interest	01/17/2023	MASSMUTUAL			88,125.00	88,125.00
42776	COMM	91282CBE0	UNITED STATES	Interest	01/17/2023	U.S. TREASURY			28,125.00	28,125.00
42776	COMM	91282CBE0	UNITED STATES	Accr Int	01/17/2023	U.S. TREASURY		23,080.84	-23,080.84	0.00
42791	COMM	641062AR5	NESNVX 0.625%	Interest	01/17/2023	NESTLE HOLDINGS			78,125.00	78,125.00
42791	COMM	641062AR5	NESNVX 0.625%	Accr Int	01/17/2023	NESTLE HOLDINGS		65,538.19	-65,538.19	0.00
40038	COMM	89233MAD5	TAOT 1.92% MAT	Interest	01/17/2023	TOYOTA AUTO REC			2,527.90	2,527.90
40038	COMM	89233MAD5	TAOT 1.92% MAT	Redemption	01/17/2023	TOYOTA AUTO REC		717,879.84		717,879.84
40134	COMM	02007TAC9	ALLY 1.84% MAT	Interest	01/17/2023	ALLY AUTO			892.42	892.42
40134	COMM	02007TAC9	ALLY 1.84% MAT	Redemption	01/17/2023	ALLY AUTO		372,936.49		372,936.49
40294	COMM	41284UAD6	HDMOT 1.87% MAT	Interest	01/17/2023	Harley-Davidson Moto			1,176.80	1,176.80
40294	COMM	41284UAD6	HDMOT 1.87% MAT	Redemption	01/17/2023	Harley-Davidson Moto		285,783.56		285,783.56
40336	COMM	161571HP2	CHAIT 1.53% MAT	Interest	01/17/2023	CHASE ISSUANCE			34,425.00	34,425.00
40336	COMM	161571HP2	CHAIT 1.53% MAT	Redemption	01/17/2023	CHASE ISSUANCE		27,000,000.00		27,000,000.00
40340	COMM	14043MAC5	COPAR 1.6% MAT	Interest	01/17/2023	CAPITAL ONE			8,584.30	8,584.30
40340	COMM	14043MAC5	COPAR 1.6% MAT	Redemption	01/17/2023	CAPITAL ONE		928,902.75		928,902.75
40515	COMM	58769VAC4	MBART 0.55% MAT	Interest	01/17/2023	MERCEDES -BENZ			781.37	781.37
40515	COMM	58769VAC4	MBART 0.55% MAT	Redemption	01/17/2023	MERCEDES -BENZ		192,162.61		192,162.61
40533	COMM	47787NAC3	JDOT 0.51% MAT	Interest	01/17/2023	JOHN DEERE			726.07	726.07
40533	COMM	47787NAC3	JDOT 0.51% MAT	Redemption	01/17/2023	JOHN DEERE		195,320.80		195,320.80
40930	COMM	89240BAC2	TOYOTA AUTO	Interest	01/17/2023	TOYOTA AUTO REC			2,306.87	2,306.87
40930	COMM	89240BAC2	TOYOTA AUTO	Redemption	01/17/2023	TOYOTA AUTO REC		751,015.39		751,015.39
40937	COMM	98164EAC9	WOART 0.3% MAT	Interest	01/17/2023	WORLD OMNI AUTO			2,646.74	2,646.74
40937	COMM	98164EAC9	WOART 0.3% MAT	Redemption	01/17/2023	WORLD OMNI AUTO		598,030.50		598,030.50
40958	COMM	34532NAC9	FORDO 0.3% MAT	Interest	01/17/2023	FORD CREDIT AUTO			3,831.78	3,831.78
40958	COMM	34532NAC9	FORDO 0.3% MAT	Redemption	01/17/2023	FORD CREDIT AUTO		977,668.50		977,668.50
40991	COMM	47788UAC6	JDOT 0.36% MAT	Interest	01/17/2023	JOHN DEERE			2,027.87	2,027.87
40991	COMM	47788UAC6	JDOT 0.36% MAT	Redemption	01/17/2023	JOHN DEERE		471,716.79		471,716.79
41111	COMM	44933LAC7	HART 0.38% MAT	Interest	01/17/2023	HYUNDAI AUTO			2,810.98	2,810.98
41111	COMM	44933LAC7	HART 0.38% MAT	Redemption	01/17/2023	HYUNDAI AUTO		550,945.95		550,945.95
41182	COMM	89190GAC1	TAOT 0.26% MAT	Interest	01/17/2023	TOYOTA AUTO REC			6,500.01	6,500.01

SANTA CLARA COUNTY INVESTMENTS
Transaction Activity Report
 Sorted by Transaction Date - Transaction Date

Investment #	Fund	CUSIP	Inv Descrip	TransactionType	TransactionDate	Issuer	New Principal	Principal Paydowns	Interest	Total Cash
41182	COMM	89190GAC1	TAOT 0.26% MAT	Redemption	01/17/2023	TOYOTA AUTO REC		929,047.35		929,047.35
41187	COMM	44891VAC5	HALST 0.33% MAT	Interest	01/17/2023	Hyundai Auto Lease S			6,187.50	6,187.50
41187	COMM	44891VAC5	HALST 0.33% MAT	Redemption	01/17/2023	Hyundai Auto Lease S		2,183,036.02		2,183,036.02
41206	COMM	65480BAC1	NAROT 0.33% MAT	Interest	01/17/2023	Nissan Auto Receivab			11,000.00	11,000.00
41206	COMM	65480BAC1	NAROT 0.33% MAT	Redemption	01/17/2023	Nissan Auto Receivab		1,296,272.05		1,296,272.05
41220	COMM	58769KAD6	MBALT 0.4% MAT	Interest	01/17/2023	MERCEDES-BENZ			4,916.66	4,916.66
41220	COMM	58769KAD6	MBALT 0.4% MAT	Redemption	01/17/2023	MERCEDES-BENZ		684,387.03		684,387.03
41240	COMM	47789QAC4	JDOT 0.52% MAT	Interest	01/17/2023	JOHN DEERE			3,466.66	3,466.66
41240	COMM	47789QAC4	JDOT 0.52% MAT	Redemption	01/17/2023	JOHN DEERE		220,752.23		220,752.23
41242	COMM	14041NFW6	COMET 0.55% MAT	Interest	01/17/2023	CAPITAL ONE MULTI			10,770.83	10,770.83
41242	COMM	14041NFW6	COMET 0.55% MAT	Redemption	01/17/2023	CAPITAL ONE MULTI		607,330.54		607,330.54
41387	COMM	44933MAC5	HALST 0.38% MAT	Interest	01/17/2023	Hyundai Auto Lease S			7,995.84	7,995.84
41387	COMM	44933MAC5	HALST 0.38% MAT	Redemption	01/17/2023	Hyundai Auto Lease S		1,209,051.73		1,209,051.73
41389	COMM	58772WAC7	MBART 0.46% MAT	Interest	01/17/2023	MERCEDES -BENZ			7,762.49	7,762.49
41389	COMM	58772WAC7	MBART 0.46% MAT	Redemption	01/17/2023	MERCEDES -BENZ		531,808.69		531,808.69
41392	COMM	98163HAB5	WOART 0.29% MAT	Interest	01/17/2023	WORLD OMNI AUTO			141.58	141.58
41392	COMM	98163HAB5	WOART 0.29% MAT	Redemption	01/17/2023	WORLD OMNI AUTO		389,706.04		389,706.04
41397	COMM	345329AC0	FORDL 0.37% MAT	Interest	01/17/2023	FORD CREDIT AUTO			6,474.99	6,474.99
41397	COMM	345329AC0	FORDL 0.37% MAT	Redemption	01/17/2023	FORD CREDIT AUTO		1,005,545.48		1,005,545.48
41402	COMM	254683CP8	DCENT 0.58% MAT	Interest	01/17/2023	DISCOVER CARD			9,666.66	9,666.66
41402	COMM	254683CP8	DCENT 0.58% MAT	Redemption	01/17/2023	DISCOVER CARD		492,572.29		492,572.29
41476	COMM	14044CAC6	COPAR 0.77% MAT	Interest	01/17/2023	CAPITAL ONE			8,983.32	8,983.32
41476	COMM	14044CAC6	COPAR 0.77% MAT	Redemption	01/17/2023	CAPITAL ONE		341,447.49		341,447.49
41521	COMM	89238JAC9	TAOT 0.71% MAT	Interest	01/17/2023	TOYOTA AUTO REC			6,804.17	6,804.17
41521	COMM	89238JAC9	TAOT 0.71% MAT	Redemption	01/17/2023	TOYOTA AUTO REC		310,701.95		310,701.95
41529	COMM	02582JRR2	AMXCA 0.9% MAT	Interest	01/17/2023	AMERICAN			24,375.00	24,375.00
41529	COMM	02582JRR2	AMXCA 0.9% MAT	Redemption	01/17/2023	AMERICAN		740,358.97		740,358.97
41612	COMM	14041NFY2	CAPITAL ONE MULTI	Interest	01/17/2023	CAPITAL ONE MULTI			31,200.01	31,200.01
41612	COMM	14041NFY2	CAPITAL ONE MULTI	Redemption	01/17/2023	CAPITAL ONE MULTI		818,080.98		818,080.98
41718	COMM	89190GAB3	TAOT 0.14% MAT	Interest	01/17/2023	TOYOTA AUTO REC			11.92	11.92
41718	COMM	89190GAB3	TAOT 0.14% MAT	Redemption	01/17/2023	TOYOTA AUTO REC		102,178.45		102,178.45
41766	COMM	44891WAC3	HALST 1.16% MAT	Interest	01/17/2023	Hyundai Auto Lease S			12,808.34	12,808.34
41766	COMM	44891WAC3	HALST 1.16% MAT	Redemption	01/17/2023	Hyundai Auto Lease S		549,602.18		549,602.18
41776	COMM	345286AC2	FORDO 1.29% MAT	Interest	01/17/2023	FORD CREDIT AUTO			12,900.00	12,900.00
41776	COMM	345286AC2	FORDO 1.29% MAT	Redemption	01/17/2023	FORD CREDIT AUTO		303,133.26		303,133.26
41797	COMM	89239KAC5	TAOT 1.23% MAT	Interest	01/17/2023	TOYOTA AUTO REC			13,325.00	13,325.00
41797	COMM	89239KAC5	TAOT 1.23% MAT	Redemption	01/17/2023	TOYOTA AUTO REC		328,689.36		328,689.36
41855	COMM	43815BAC4	HAROT 1.88% MAT	Interest	01/17/2023	HONDA AUTO			36,033.34	36,033.34
41855	COMM	43815BAC4	HAROT 1.88% MAT	Redemption	01/17/2023	HONDA AUTO		585,094.11		585,094.11
41856	COMM	65479QAC1	NAROT 1.86% MAT	Interest	01/17/2023	Nissan Auto Receivab			26,815.00	26,815.00
41856	COMM	65479QAC1	NAROT 1.86% MAT	Redemption	01/17/2023	Nissan Auto Receivab		402,764.55		402,764.55

SANTA CLARA COUNTY INVESTMENTS
Transaction Activity Report
 Sorted by Transaction Date - Transaction Date

Investment #	Fund	CUSIP	Inv Descrip	TransactionType	TransactionDate	Issuer	New Principal	Principal Paydowns	Interest	Total Cash
41910	COMM	47787JAC2	JDOT 2.32% MAT	Interest	01/17/2023	JOHN DEERE			19,333.33	19,333.33
41910	COMM	47787JAC2	JDOT 2.32% MAT	Redemption	01/17/2023	JOHN DEERE		224,499.58		224,499.58
41919	COMM	02589BAA8	AMXCA 2.21% MAT	Interest	01/17/2023	AMERICAN			35,912.51	35,912.51
41919	COMM	02589BAA8	AMXCA 2.21% MAT	Redemption	01/17/2023	AMERICAN		397,196.79		397,196.79
41952	COMM	14041NFZ9	COMET 2.8% MAT	Interest	01/17/2023	CAPITAL ONE MULTI			44,333.33	44,333.33
41952	COMM	14041NFZ9	COMET 2.8% MAT	Redemption	01/17/2023	CAPITAL ONE MULTI		379,433.82		379,433.82
42009	COMM	362585AC5	GMCAR 3.1% MAT	Interest	01/17/2023	GM FINANCIAL			29,708.35	29,708.35
42009	COMM	362585AC5	GMCAR 3.1% MAT	Redemption	01/17/2023	GM FINANCIAL		232,781.03		232,781.03
42020	COMM	98163NAC0	WOLS 3.21% MAT	Interest	01/17/2023	WORLD OMNI			8,025.00	8,025.00
42020	COMM	98163NAC0	WOLS 3.21% MAT	Redemption	01/17/2023	WORLD OMNI		111,655.19		111,655.19
42040	COMM	41284YAD8	HDMOT 3.06% MAT	Interest	01/17/2023	Harley-Davidson Moto			63,750.00	63,750.00
42040	COMM	41284YAD8	HDMOT 3.06% MAT	Redemption	01/17/2023	Harley-Davidson Moto		506,457.13		506,457.13
42066	COMM	34528LAD7	FORDL 3.23% MAT	Interest	01/17/2023	FORD CREDIT AUTO			80,750.01	80,750.01
42066	COMM	34528LAD7	FORDL 3.23% MAT	Redemption	01/17/2023	FORD CREDIT AUTO		1,039,767.34		1,039,767.34
42084	COMM	14317HAC5	CARMX 3.49% MAT	Interest	01/17/2023	CARMAX AUTO			52,349.99	52,349.99
42084	COMM	14317HAC5	CARMX 3.49% MAT	Redemption	01/17/2023	CARMAX AUTO		354,600.47		354,600.47
42116	COMM	14043QAC6	COPAR 3.17% MAT	Interest	01/17/2023	CAPITAL ONE			39,625.01	39,625.01
42116	COMM	14043QAC6	COPAR 3.17% MAT	Redemption	01/17/2023	CAPITAL ONE		289,205.74		289,205.74
42182	COMM	02008JAC0	ALLYA 3.31% MAT	Interest	01/17/2023	ALLY AUTO			81,370.82	81,370.82
42182	COMM	02008JAC0	ALLYA 3.31% MAT	Redemption	01/17/2023	ALLY AUTO		614,374.02		614,374.02
42184	COMM	44934LAD4	HALST 3.35% MAT	Interest	01/17/2023	Hyundai Auto Lease S			106,083.35	106,083.35
42184	COMM	44934LAD4	HALST 3.35% MAT	Redemption	01/17/2023	Hyundai Auto Lease S		1,224,603.90		1,224,603.90
42202	COMM	02582JJT8	AMXCA 3.39% MAT	Interest	01/17/2023	AMERICAN			98,875.00	98,875.00
42202	COMM	02582JJT8	AMXCA 3.39% MAT	Redemption	01/17/2023	AMERICAN		646,942.60		646,942.60
Totals for 01/17/2023							249,970,118.06	378,184,060.57	2,049,402.04	130,263,344.55
42859	COMM	16536JNK9	CHES DISC NOTE	Purchase	01/18/2023	CHESHAM FINANCE	74,991,020.83			-74,991,020.83
42860	COMM	5148X1NK5	LANDES DISC NOTE	Purchase	01/18/2023	LANDES	124,985,069.45			-124,985,069.45
42861	COMM	63873KNK9	NATXNY DISC NOTE	Purchase	01/18/2023	NATIXIS NY	49,994,027.78			-49,994,027.78
39165	COMM	3133EJ5V7	FEDERAL FARM CR	Redemption	01/18/2023	FFCB NOTES		14,875,000.00		14,875,000.00
42760	COMM	313312AT7	FCDN DISC NOTE	Redemption	01/18/2023	FFCB DISCOUNT		75,000,000.00		75,000,000.00
42856	COMM	16536JNJ2	CHES DISC NOTE	Redemption	01/18/2023	CHESHAM FINANCE		75,000,000.00		75,000,000.00
42857	COMM	5148X1NJ8	LANDES DISC NOTE	Redemption	01/18/2023	LANDES		125,000,000.00		125,000,000.00
42858	COMM	63873KNJ2	NATXNY DISC NOTE	Redemption	01/18/2023	NATIXIS NY		50,000,000.00		50,000,000.00
39165	COMM	3133EJ5V7	FEDERAL FARM CR	Interest	01/18/2023	FFCB NOTES			195,234.38	195,234.38
41321	COMM	43815EAC8	HAROT 0.41% MAT	Interest	01/18/2023	HONDA AUTO			6,150.01	6,150.01
41321	COMM	43815EAC8	HAROT 0.41% MAT	Redemption	01/18/2023	HONDA AUTO		561,637.17		561,637.17
Totals for 01/18/2023							249,970,118.06	340,436,637.17	201,384.39	90,667,903.50
42862	COMM	16536JNL7	CHES DISC NOTE	Purchase	01/19/2023	CHESHAM FINANCE	74,991,020.83			-74,991,020.83
42863	COMM	5148X1NL3	LANDES DISC NOTE	Purchase	01/19/2023	LANDES	124,985,069.45			-124,985,069.45
42864	COMM	63873KNL7	NATXNY DISC NOTE	Purchase	01/19/2023	NATIXIS NY	49,994,027.78			-49,994,027.78

SANTA CLARA COUNTY INVESTMENTS
Transaction Activity Report
 Sorted by Transaction Date - Transaction Date

Investment #	Fund	CUSIP	Inv Descrip	TransactionType	TransactionDate	Issuer	New Principal	Principal Paydowns	Interest	Total Cash
42859	COMM	16536JNK9	CHES DISC NOTE	Redemption	01/19/2023	CHESHAM FINANCE		75,000,000.00		75,000,000.00
42860	COMM	5148X1NK5	LANDES DISC NOTE	Redemption	01/19/2023	LANDES		125,000,000.00		125,000,000.00
42861	COMM	63873KNK9	NATXNY DISC NOTE	Redemption	01/19/2023	NATIXIS NY		50,000,000.00		50,000,000.00
42402	COMM	3133ENB33	FEDERAL FARM CR	Interest	01/19/2023	FFCB NOTES			305,000.00	305,000.00
Totals for 01/19/2023							249,970,118.06	250,000,000.00	305,000.00	334,881.94
42865	COMM	16536JNP8	CHES DISC NOTE	Purchase	01/20/2023	CHESHAM FINANCE	74,973,062.50			-74,973,062.50
42866	COMM	5148X1NP4	LANDES DISC NOTE	Purchase	01/20/2023	LANDES	124,955,208.33			-124,955,208.33
42867	COMM	63873KNP8	NATXNY DISC NOTE	Purchase	01/20/2023	NATIXIS NY	49,982,083.33			-49,982,083.33
42862	COMM	16536JNL7	CHES DISC NOTE	Redemption	01/20/2023	CHESHAM FINANCE		75,000,000.00		75,000,000.00
42863	COMM	5148X1NL3	LANDES DISC NOTE	Redemption	01/20/2023	LANDES		125,000,000.00		125,000,000.00
42864	COMM	63873KNL7	NATXNY DISC NOTE	Redemption	01/20/2023	NATIXIS NY		50,000,000.00		50,000,000.00
39920	COMM	92348AAA3	VZOT 1.94% MAT	Interest	01/20/2023	VERIZON OWNER			1,354.49	1,354.49
39920	COMM	92348AAA3	VZOT 1.94% MAT	Redemption	01/20/2023	VERIZON OWNER		825,044.90		825,044.90
40549	COMM	92290BAA9	VERIZON OWNER	Interest	01/20/2023	VERIZON OWNER			6,435.18	6,435.18
40549	COMM	92290BAA9	VERIZON OWNER	Redemption	01/20/2023	VERIZON OWNER		2,516,381.71		2,516,381.71
40712	COMM	92348CAA9	VZOT 0.41% MAT	Interest	01/20/2023	VERIZON OWNER			5,231.66	5,231.66
40712	COMM	92348CAA9	VZOT 0.41% MAT	Redemption	01/20/2023	VERIZON OWNER		2,204,560.26		2,204,560.26
40801	COMM	92868VAC3	VWALT 0.39% MAT	Interest	01/20/2023	VOLKSWAGEN			797.24	797.24
40801	COMM	92868VAC3	VWALT 0.39% MAT	Redemption	01/20/2023	VOLKSWAGEN		742,119.63		742,119.63
40964	COMM	36261RAC2	GMALT 0.26% MAT	Interest	01/20/2023	GM Fin'cl Auto Leasi			636.02	636.02
40964	COMM	36261RAC2	GMALT 0.26% MAT	Redemption	01/20/2023	GM Fin'cl Auto Leasi		736,783.43		736,783.43
41089	COMM	89238EAC0	TLOT 0.39% MAT	Interest	01/20/2023	Toyota Lease Owner			3,349.01	3,349.01
41089	COMM	89238EAC0	TLOT 0.39% MAT	Redemption	01/20/2023	Toyota Lease Owner		1,370,202.73		1,370,202.73
41207	COMM	80286DAC2	SRT 0.51% MAT	Interest	01/20/2023	Santander Retail Aut			6,566.25	6,566.25
41207	COMM	80286DAC2	SRT 0.51% MAT	Redemption	01/20/2023	Santander Retail Aut		816,601.03		816,601.03
41391	COMM	80286CAC4	SRT 0.5% MAT	Interest	01/20/2023	Santander Retail Aut			3,125.00	3,125.00
41391	COMM	80286CAC4	SRT 0.5% MAT	Redemption	01/20/2023	Santander Retail Aut		53,739.27		53,739.27
41780	COMM	92348KAL7	VZMT 1.04% MAT	Interest	01/20/2023	VERIZON MASTER			18,200.01	18,200.01
41780	COMM	92348KAL7	VZMT 1.04% MAT	Redemption	01/20/2023	VERIZON MASTER		461,330.12		461,330.12
41867	COMM	89238LAC4	TLOT 1.96% MAT	Interest	01/20/2023	Toyota Lease Owner			31,033.33	31,033.33
41867	COMM	89238LAC4	TLOT 1.96% MAT	Redemption	01/20/2023	Toyota Lease Owner		749,704.48		749,704.48
42119	COMM	23292GAC7	DLLST 3.4% MAT	Interest	01/20/2023	DLLST LLC			32,583.33	32,583.33
42119	COMM	23292GAC7	DLLST 3.4% MAT	Redemption	01/20/2023	DLLST LLC		443,525.74		443,525.74
42152	COMM	36266FAC3	GMALT 3.42% MAT	Interest	01/20/2023	GM Fin'cl Auto Leasi			45,600.00	45,600.00
42152	COMM	36266FAC3	GMALT 3.42% MAT	Redemption	01/20/2023	GM Fin'cl Auto Leasi		532,366.03		532,366.03
42214	COMM	92348KAP8	VZMT 3.01% MAT	Interest	01/20/2023	VERIZON MASTER			84,029.16	84,029.16
42214	COMM	92348KAP8	VZMT 3.01% MAT	Redemption	01/20/2023	VERIZON MASTER		635,966.97		635,966.97
Totals for 01/20/2023							249,910,354.16	262,088,326.30	238,940.68	12,416,912.82
42868	COMM	16536JNQ6	CHES DISC NOTE	Purchase	01/23/2023	CHESHAM FINANCE	74,991,020.83			-74,991,020.83
42871	COMM	3134GYCP5	FEDERAL HOME LN	Purchase	01/23/2023	FHLMC NOTES	20,000,000.00			-20,000,000.00

SANTA CLARA COUNTY INVESTMENTS
Transaction Activity Report
 Sorted by Transaction Date - Transaction Date

Investment #	Fund	CUSIP	Inv Descrip	TransactionType	TransactionDate	Issuer	New Principal	Principal Paydowns	Interest	Total Cash
42869	COMM	5148X1NQ2	LANDES DISC NOTE	Purchase	01/23/2023	LANDES	124,985,069.45			-124,985,069.45
42870	COMM	63873KNQ6	NATXNY DISC NOTE	Purchase	01/23/2023	NATIXIS NY	49,994,027.78			-49,994,027.78
42865	COMM	16536JNP8	CHES DISC NOTE	Redemption	01/23/2023	CHESHAM FINANCE		75,000,000.00		75,000,000.00
42866	COMM	5148X1NP4	LANDES DISC NOTE	Redemption	01/23/2023	LANDES		125,000,000.00		125,000,000.00
42867	COMM	63873KNP8	NATXNY DISC NOTE	Redemption	01/23/2023	NATIXIS NY		50,000,000.00		50,000,000.00
40268	COMM	90331HPL1	USB 2.05% MAT	Interest	01/23/2023	U S BANK			205,000.00	205,000.00
40534	COMM	3136G4A45	FEDERAL NATL MTG	Interest	01/23/2023	FNMA NOTES			71,000.00	71,000.00
40671	COMM	31422B2B5	FAMCA FRN MAT	Interest	01/23/2023	FARMER MAC			360,276.39	360,276.39
40346	COMM	43813RAC1	HAROT 1.61% MAT	Interest	01/23/2023	HONDA AUTO			5,218.69	5,218.69
40346	COMM	43813RAC1	HAROT 1.61% MAT	Redemption	01/23/2023	HONDA AUTO		666,779.27		666,779.27
40965	COMM	43813GAC5	HAROT 0.27% MAT	Interest	01/23/2023	HONDA AUTO			1,853.92	1,853.92
40965	COMM	43813GAC5	HAROT 0.27% MAT	Redemption	01/23/2023	HONDA AUTO		614,193.39		614,193.39
41554	COMM	43815GAC3	HAROT 0.88% MAT	Interest	01/23/2023	HONDA AUTO			10,266.66	10,266.66
41554	COMM	43815GAC3	HAROT 0.88% MAT	Redemption	01/23/2023	HONDA AUTO		405,532.35		405,532.35
Totals for 01/23/2023							269,970,118.06	251,686,505.01	653,615.66	-17,629,997.39
42872	COMM	16536JNR4	CHES DISC NOTE	Purchase	01/24/2023	CHESHAM FINANCE	74,991,020.83			-74,991,020.83
42873	COMM	5148X1NR0	LANDES DISC NOTE	Purchase	01/24/2023	LANDES	124,985,069.45			-124,985,069.45
42874	COMM	63873KNR4	NATXNY DISC NOTE	Purchase	01/24/2023	NATIXIS NY	49,994,027.78			-49,994,027.78
42340	COMM	78015DNQ9	RBCNY ZERO CPN	Redemption	01/24/2023	Royal Bank of		50,000,000.00		50,000,000.00
42868	COMM	16536JNQ6	CHES DISC NOTE	Redemption	01/24/2023	CHESHAM FINANCE		75,000,000.00		75,000,000.00
42869	COMM	5148X1NQ2	LANDES DISC NOTE	Redemption	01/24/2023	LANDES		125,000,000.00		125,000,000.00
42870	COMM	63873KNQ6	NATXNY DISC NOTE	Redemption	01/24/2023	NATIXIS NY		50,000,000.00		50,000,000.00
40535	COMM	3133EJVC0	FEDERAL FARM CR	Interest	01/24/2023	FFCB NOTES			221,250.00	221,250.00
Totals for 01/24/2023							249,970,118.06	300,000,000.00	221,250.00	50,251,131.94
42875	COMM	16536JNS2	CHES DISC NOTE	Purchase	01/25/2023	CHESHAM FINANCE	74,991,020.83			-74,991,020.83
42878	COMM	3138LCT54	FNMA 3.1% MAT	Purchase	01/25/2023	FNMA	9,744,104.17			-9,744,104.17
42876	COMM	5148X1NS8	LANDES DISC NOTE	Purchase	01/25/2023	LANDES	124,985,069.45			-124,985,069.45
42879	COMM	58770AAC7	MBART 4.51% MAT	Purchase	01/25/2023	MERCEDES -BENZ	13,248,410.00			-13,248,410.00
42877	COMM	63873KNS2	NATXNY DISC NOTE	Purchase	01/25/2023	NATIXIS NY	49,994,027.78			-49,994,027.78
42655	COMM	10924JNR7	BHFSTF DISC NOTE	Redemption	01/25/2023	Bighthouse Financia		25,000,000.00		25,000,000.00
42872	COMM	16536JNR4	CHES DISC NOTE	Redemption	01/25/2023	CHESHAM FINANCE		75,000,000.00		75,000,000.00
42873	COMM	5148X1NR0	LANDES DISC NOTE	Redemption	01/25/2023	LANDES		125,000,000.00		125,000,000.00
42874	COMM	63873KNR4	NATXNY DISC NOTE	Redemption	01/25/2023	NATIXIS NY		50,000,000.00		50,000,000.00
38643	COMM	3137B36J2	FHLMCM 3.32% MAT	Interest	01/25/2023	FHLMC Multi-Family			36,848.20	36,848.20
38643	COMM	3137B36J2	FHLMCM 3.32% MAT	Redemption	01/25/2023	FHLMC Multi-Family		11,806,580.60		11,806,580.60
38854	COMM	3137B4WB8	FHLMCM 3.06% MAT	Interest	01/25/2023	FHLMC Multi-Family			12,176.25	12,176.25
38854	COMM	3137B4WB8	FHLMCM 3.06% MAT	Redemption	01/25/2023	FHLMC Multi-Family		612,221.53		612,221.53
38864	COMM	3137B5JM6	FHLMCM 3.531%	Interest	01/25/2023	FHLMC Multi-Family			29,286.71	29,286.71
38864	COMM	3137B5JM6	FHLMCM 3.531%	Redemption	01/25/2023	FHLMC Multi-Family		21,123.70		21,123.70
38945	COMM	3137B3NA2	FHLMC REMIC	Interest	01/25/2023	FHLMC Multi-Family			21,720.08	21,720.08

SANTA CLARA COUNTY INVESTMENTS
Transaction Activity Report
Sorted by Transaction Date - Transaction Date

Investment #	Fund	CUSIP	Inv Descrip	TransactionType	TransactionDate	Issuer	New Principal	Principal Paydowns	Interest	Total Cash
38945	COMM	3137B3NA2	FHLMC REMIC	Redemption	01/25/2023	FHLMC Multi-Family		2,441,529.61		2,441,529.61
39026	COMM	3137B5KW2	FHLMCM 3.458%	Interest	01/25/2023	FHLMC Multi-Family			28,377.27	28,377.27
39026	COMM	3137B5KW2	FHLMCM 3.458%	Redemption	01/25/2023	FHLMC Multi-Family		22,589.00		22,589.00
39295	COMM	3137B04Y7	FHLMCM 2.615%	Interest	01/25/2023	FHLMC Multi-Family			58,837.51	58,837.51
39295	COMM	3137B04Y7	FHLMCM 2.615%	Redemption	01/25/2023	FHLMC Multi-Family		27,000,000.00		27,000,000.00
39319	COMM	3138LGKH8	FNMAM 2.47% MAT	Interest	01/25/2023	FNMA			53,173.61	53,173.61
39319	COMM	3138LGKH8	FNMAM 2.47% MAT	Redemption	01/25/2023	FNMA		1,986,712.23		1,986,712.23
39587	COMM	3138LEYD7	FNMAM 1.97% MAT	Interest	01/25/2023	FNMA			29,767.19	29,767.19
39587	COMM	3138LEYD7	FNMAM 1.97% MAT	Redemption	01/25/2023	FNMA		33,802.17		33,802.17
39654	COMM	3137BP4J5	FNMAM 2.446% MAT	Interest	01/25/2023	FHLMC Multi-Family			24,747.94	24,747.94
39654	COMM	3137BP4J5	FNMAM 2.446% MAT	Redemption	01/25/2023	FHLMC Multi-Family		280,146.24		280,146.24
40385	COMM	3137BUWM6	FHLMCM 2.932%	Interest	01/25/2023	FHLMC Multi-Family			1,660.96	1,660.96
40385	COMM	3137BUWM6	FHLMCM 2.932%	Redemption	01/25/2023	FHLMC Multi-Family		679,791.77		679,791.77
40390	COMM	3137BHCV1	FHLMCM 2.811%	Interest	01/25/2023	FHLMC Multi-Family			20,564.87	20,564.87
40390	COMM	3137BHCV1	FHLMCM 2.811%	Redemption	01/25/2023	FHLMC Multi-Family		15,257.65		15,257.65
40511	COMM	3136AXVB8	FNMAM 2.646% MAT	Interest	01/25/2023	FNMA			28,872.40	28,872.40
40511	COMM	3136AXVB8	FNMAM 2.646% MAT	Redemption	01/25/2023	FNMA		9,478.80		9,478.80
40526	COMM	3137BSP64	FHLMCM 2.34% MAT	Interest	01/25/2023	FHLMC Multi-Family			24,335.18	24,335.18
40526	COMM	3137BSP64	FHLMCM 2.34% MAT	Redemption	01/25/2023	FHLMC Multi-Family		232,603.20		232,603.20
40530	COMM	09661RAD3	BMWOT 0.48% MAT	Interest	01/25/2023	BMW VEHICLE			927.91	927.91
40530	COMM	09661RAD3	BMWOT 0.48% MAT	Redemption	01/25/2023	BMW VEHICLE		346,778.81		346,778.81
40539	COMM	3137BKGH7	FHLMCM 2.712%	Interest	01/25/2023	FHLMC Multi-Family			6,045.34	6,045.34
40539	COMM	3137BKGH7	FHLMCM 2.712%	Redemption	01/25/2023	FHLMC Multi-Family		118,284.47		118,284.47
40540	COMM	3137FUZN7	FHLMCM 0.526%	Interest	01/25/2023	FHLMC Multi-Family			172.50	172.50
40540	COMM	3137FUZN7	FHLMCM 0.526%	Redemption	01/25/2023	FHLMC Multi-Family		8,812.76		8,812.76
40541	COMM	3138L7CU8	FNMAM 2.95% MAT	Interest	01/25/2023	FNMA			47,846.34	47,846.34
40541	COMM	3138L7CU8	FNMAM 2.95% MAT	Redemption	01/25/2023	FNMA		40,188.30		40,188.30
40630	COMM	3138LJWY2	FHLMCM 2.8% MAT	Interest	01/25/2023	FHLMC Multi-Family			30,784.36	30,784.36
40630	COMM	3138LJWY2	FHLMCM 2.8% MAT	Redemption	01/25/2023	FHLMC Multi-Family		23,416.25		23,416.25
40638	COMM	3137BYLE8	FHLMCM 2.7% MAT	Interest	01/25/2023	FHLMC Multi-Family			14,962.50	14,962.50
40638	COMM	3137BYLE8	FHLMCM 2.7% MAT	Redemption	01/25/2023	FHLMC Multi-Family		234,999.21		234,999.21
40743	COMM	3136AY6S7	FNMAM FRN MAT	Interest	01/25/2023	FNMA			31,822.17	31,822.17
40743	COMM	3136AY6S7	FNMAM FRN MAT	Redemption	01/25/2023	FNMA		9,418.75		9,418.75
40784	COMM	3137F72W4	FHLMCM 0.39025%	Interest	01/25/2023	FHLMC Multi-Family			12,235.54	12,235.54
40784	COMM	3137F72W4	FHLMCM 0.39025%	Redemption	01/25/2023	FHLMC Multi-Family		1,283,861.03		1,283,861.03
40812	COMM	3132XFFH6	FHLMCM 0.77% MAT	Interest	01/25/2023	FHLMC Multi-Family			29,837.50	29,837.50
40812	COMM	3132XFFH6	FHLMCM 0.77% MAT	Redemption	01/25/2023	FHLMC Multi-Family		1,506,908.27		1,506,908.27
40905	COMM	3138LEC33	FNMAM 2.38% MAT	Interest	01/25/2023	FNMA			19,992.72	19,992.72
40905	COMM	3138LEC33	FNMAM 2.38% MAT	Redemption	01/25/2023	FNMA		14,272.60		14,272.60
40976	COMM	3137FATE8	FHLMCM 2.982%	Interest	01/25/2023	FHLMC Multi-Family			74,550.00	74,550.00
40976	COMM	3137FATE8	FHLMCM 2.982%	Redemption	01/25/2023	FHLMC Multi-Family		1,664,422.05		1,664,422.05

Portfolio SCL2

AP

SANTA CLARA COUNTY INVESTMENTS
Transaction Activity Report
 Sorted by Transaction Date - Transaction Date

Investment #	Fund	CUSIP	Inv Descrip	TransactionType	TransactionDate	Issuer	New Principal	Principal Paydowns	Interest	Total Cash
40983	COMM	3137FF3W5	FHLMCM 0.602%	Interest	01/25/2023	FHLMC Multi-Family			2,001.30	2,001.30
40983	COMM	3137FF3W5	FHLMCM 0.602%	Redemption	01/25/2023	FHLMC Multi-Family		50,564.50		50,564.50
40990	COMM	05591RAC8	BMWLT 0.29% MAT	Interest	01/25/2023	BMW VEHICLE			1,148.98	1,148.98
40990	COMM	05591RAC8	BMWLT 0.29% MAT	Redemption	01/25/2023	BMW VEHICLE		1,101,714.44		1,101,714.44
41026	COMM	3137BVYN0	FHLMCM 3.035%	Interest	01/25/2023	FHLMC Multi-Family			15,748.52	15,748.52
41026	COMM	3137BVYN0	FHLMCM 3.035%	Redemption	01/25/2023	FHLMC Multi-Family		9,234.72		9,234.72
41131	COMM	3137BYLE8	FHLMCM 2.7% MAT	Interest	01/25/2023	FHLMC Multi-Family			11,250.00	11,250.00
41131	COMM	3137BYLE8	FHLMCM 2.7% MAT	Redemption	01/25/2023	FHLMC Multi-Family		175,682.02		175,682.02
41133	COMM	3137FYZG4	FHLMCM 0.861%	Interest	01/25/2023	FHLMC Multi-Family			5,011.41	5,011.41
41133	COMM	3137FYZG4	FHLMCM 0.861%	Redemption	01/25/2023	FHLMC Multi-Family		814.73		814.73
41164	COMM	3137FPJ55	FHLMCM 2.606%	Interest	01/25/2023	FHLMC Multi-Family			41,443.13	41,443.13
41164	COMM	3137FPJ55	FHLMCM 2.606%	Redemption	01/25/2023	FHLMC Multi-Family		19,027.25		19,027.25
41192	COMM	3137FBAB2	FHLMCM 3.038%	Interest	01/25/2023	FHLMC Multi-Family			23,602.57	23,602.57
41192	COMM	3137FBAB2	FHLMCM 3.038%	Redemption	01/25/2023	FHLMC Multi-Family		148,534.00		148,534.00
41222	COMM	3137H14A1	FHLMCM 0.854%	Interest	01/25/2023	FHLMC Multi-Family			13,606.49	13,606.49
41222	COMM	3137H14A1	FHLMCM 0.854%	Redemption	01/25/2023	FHLMC Multi-Family		30,682.91		30,682.91
41228	COMM	3136AUG21	FNAM 2.4952%	Interest	01/25/2023	FNMA			39,449.08	39,449.08
41228	COMM	3136AUG21	FNAM 2.4952%	Redemption	01/25/2023	FNMA		441,184.25		441,184.25
41319	COMM	3132XFD47	FHLMCM 2.1% MAT	Interest	01/25/2023	FHLMC Multi-Family			27,125.00	27,125.00
41319	COMM	3132XFD47	FHLMCM 2.1% MAT	Redemption	01/25/2023	FHLMC Multi-Family		399,960.48		399,960.48
41368	COMM	09690AAD5	BMWLT 0.43% MAT	Interest	01/25/2023	BMW VEHICLE			9,316.66	9,316.66
41368	COMM	09690AAD5	BMWLT 0.43% MAT	Redemption	01/25/2023	BMW VEHICLE		1,063,164.88		1,063,164.88
41491	COMM	3138LNKZ3	FNAM 3.44% MAT	Interest	01/25/2023	FNMA			7,689.52	7,689.52
41491	COMM	3138LNKZ3	FNAM 3.44% MAT	Redemption	01/25/2023	FNMA		3,497.20		3,497.20
41524	COMM	3133LJAN1	FHLM 1.5% MAT	Interest	01/25/2023	FHLMC Single Family			16,547.37	16,547.37
41524	COMM	3133LJAN1	FHLM 1.5% MAT	Redemption	01/25/2023	FHLMC Single Family		148,160.24		148,160.24
41525	COMM	3140QMQJ6	FNMAP 1.5% MAT	Interest	01/25/2023	FNMA SINGLE			15,228.27	15,228.27
41525	COMM	3140QMQJ6	FNMAP 1.5% MAT	Redemption	01/25/2023	FNMA SINGLE		200,541.45		200,541.45
41526	COMM	3140XDHF6	FNMAP 1.5% MAT	Interest	01/25/2023	FNMA SINGLE			27,480.82	27,480.82
41526	COMM	3140XDHF6	FNMAP 1.5% MAT	Redemption	01/25/2023	FNMA SINGLE		469,703.06		469,703.06
41675	COMM	3133LPUA3	FHLMC 1.5% MAT	Interest	01/25/2023	FHLMC Single Family			23,930.29	23,930.29
41675	COMM	3133LPUA3	FHLMC 1.5% MAT	Redemption	01/25/2023	FHLMC Single Family		275,097.68		275,097.68
41676	COMM	31418EAD2	FNMAP 1.5% MAT	Interest	01/25/2023	FNMA SINGLE			21,183.41	21,183.41
41676	COMM	31418EAD2	FNMAP 1.5% MAT	Redemption	01/25/2023	FNMA SINGLE		202,632.40		202,632.40
41765	COMM	05601XAC3	BMW VEHICLE	Interest	01/25/2023	BMW VEHICLE			14,895.84	14,895.84
41765	COMM	05601XAC3	BMW VEHICLE	Redemption	01/25/2023	BMW VEHICLE		626,277.18		626,277.18
41791	COMM	3137FQ3Y7	FHLMCM 2.19% MAT	Interest	01/25/2023	FHLMC Multi-Family			35,030.58	35,030.58
41791	COMM	3137FQ3Y7	FHLMCM 2.19% MAT	Redemption	01/25/2023	FHLMC Multi-Family		59,399.28		59,399.28
41803	COMM	3137BEVH4	FHLMC REMIC	Interest	01/25/2023	FHLMC Multi-Family			34,705.70	34,705.70
41803	COMM	3137BEVH4	FHLMC REMIC	Redemption	01/25/2023	FHLMC Multi-Family		657,283.63		657,283.63
41854	COMM	3138LDLP6	FNAM 2.75% MAT	Interest	01/25/2023	FNMA			25,284.91	25,284.91

SANTA CLARA COUNTY INVESTMENTS
Transaction Activity Report
 Sorted by Transaction Date - Transaction Date

Investment #	Fund	CUSIP	Inv Descrip	TransactionType	TransactionDate	Issuer	New Principal	Principal Paydowns	Interest	Total Cash
41854	COMM	3138LDLP6	FNAMM 2.75% MAT	Redemption	01/25/2023	FNMA		16,053.84		16,053.84
41892	COMM	3137H6LT0	FHLMCM 1.946%	Interest	01/25/2023	FHLMC Multi-Family			51,139.52	51,139.52
41892	COMM	3137H6LT0	FHLMCM 1.946%	Redemption	01/25/2023	FHLMC Multi-Family		60,309.12		60,309.12
42039	COMM	3138LCT54	FNAMM 3.1% MAT	Interest	01/25/2023	FNMA			93,430.55	93,430.55
42039	COMM	3138LCT54	FNAMM 3.1% MAT	Redemption	01/25/2023	FNMA		1,084,105.03		1,084,105.03
42046	COMM	3137H73W1	FHLMCM 2.75% MAT	Interest	01/25/2023	FHLMC Multi-Family			42,536.74	42,536.74
42046	COMM	3137H73W1	FHLMCM 2.75% MAT	Redemption	01/25/2023	FHLMC Multi-Family		19,931.78		19,931.78
42093	COMM	3137F1G44	FHLMCM 3.243%	Interest	01/25/2023	FHLMC Multi-Family			94,587.50	94,587.50
42093	COMM	3137F1G44	FHLMCM 3.243%	Redemption	01/25/2023	FHLMC Multi-Family		799,276.27		799,276.27
42099	COMM	3137BXQY1	FHLMCM 3.224%	Interest	01/25/2023	FHLMC Multi-Family			107,466.68	107,466.68
42099	COMM	3137BXQY1	FHLMCM 3.224%	Redemption	01/25/2023	FHLMC Multi-Family		926,706.90		926,706.90
42110	COMM	3137F2LJ3	FHLMCM 3.117%	Interest	01/25/2023	FHLMC Multi-Family			90,912.50	90,912.50
42110	COMM	3137F2LJ3	FHLMCM 3.117%	Redemption	01/25/2023	FHLMC Multi-Family		769,049.01		769,049.01
42111	COMM	3138LDYK3	FNMA 2.55% MAT	Interest	01/25/2023	FNMA NOTES			86,133.48	86,133.48
42111	COMM	3138LDYK3	FNMA 2.55% MAT	Redemption	01/25/2023	FNMA NOTES		82,232.55		82,232.55
42112	COMM	3138LFUJ5	FNAMM 2.47% MAT	Interest	01/25/2023	FNMA			42,538.89	42,538.89
42112	COMM	3138LFUJ5	FNAMM 2.47% MAT	Redemption	01/25/2023	FNMA		502,643.50		502,643.50
42120	COMM	3136AK2F9	FNAMM 3.39768%	Interest	01/25/2023	FNMA			107,955.21	107,955.21
42120	COMM	3136AK2F9	FNAMM 3.39768%	Redemption	01/25/2023	FNMA		65,717.35		65,717.35
42133	COMM	3138LD5W9	FNAMM 2.625% MAT	Interest	01/25/2023	FNMA			32,812.50	32,812.50
42133	COMM	3138LD5W9	FNAMM 2.625% MAT	Redemption	01/25/2023	FNMA		406,869.25		406,869.25
42137	COMM	3138LD5W9	FNAMM 2.625% MAT	Interest	01/25/2023	FNMA			32,812.50	32,812.50
42137	COMM	3138LD5W9	FNAMM 2.625% MAT	Redemption	01/25/2023	FNMA		406,283.17		406,283.17
42150	COMM	3137F1G44	FHLMCM 3.243%	Interest	01/25/2023	FHLMC Multi-Family			54,050.00	54,050.00
42150	COMM	3137F1G44	FHLMCM 3.243%	Redemption	01/25/2023	FHLMC Multi-Family		451,549.84		451,549.84
42151	COMM	3138LEC82	FNAMM 2.57% MAT	Interest	01/25/2023	FNMA			44,261.11	44,261.11
42151	COMM	3138LEC82	FNAMM 2.57% MAT	Redemption	01/25/2023	FNMA		531,727.89		531,727.89
42183	COMM	05602RAD3	BMWOT 3.21% MAT	Interest	01/25/2023	BMW VEHICLE			37,450.00	37,450.00
42183	COMM	05602RAD3	BMWOT 3.21% MAT	Redemption	01/25/2023	BMW VEHICLE		318,634.05		318,634.05
42187	COMM	3137F4CY6	FHLMCM 2.92% MAT	Interest	01/25/2023	FHLMC Multi-Family			60,536.98	60,536.98
42187	COMM	3137F4CY6	FHLMCM 2.92% MAT	Redemption	01/25/2023	FHLMC Multi-Family		9,965.00		9,965.00
42188	COMM	3140HV6S8	FNAMM 2.19% MAT	Interest	01/25/2023	FNMA			56,575.00	56,575.00
42188	COMM	3140HV6S8	FNAMM 2.19% MAT	Redemption	01/25/2023	FNMA		736,571.55		736,571.55
42205	COMM	3137FMD25	FHLMCM 2.875%	Interest	01/25/2023	FHLMC Multi-Family			47,772.91	47,772.91
42205	COMM	3137FMD25	FHLMCM 2.875%	Redemption	01/25/2023	FHLMC Multi-Family		559,193.06		559,193.06
42234	COMM	3138LD5W9	FNAMM 2.625% MAT	Interest	01/25/2023	FNMA			17,500.00	17,500.00
42234	COMM	3138LD5W9	FNAMM 2.625% MAT	Redemption	01/25/2023	FNMA		218,959.22		218,959.22
42757	COMM	3137FBAJ5	FHLMCM 3.281%	Interest	01/25/2023	FHLMC Multi-Family			29,255.59	29,255.59
42757	COMM	3137FBAJ5	FHLMCM 3.281%	Redemption	01/25/2023	FHLMC Multi-Family		218,179.83		218,179.83
42757	COMM	3137FBAJ5	FHLMCM 3.281%	Interest	01/25/2023	FHLMC Multi-Family			-6,826.30	-6,826.30
42757	COMM	3137FBAJ5	FHLMCM 3.281%	Redemption	01/25/2023	FHLMC Multi-Family				0.00

SANTA CLARA COUNTY INVESTMENTS
Transaction Activity Report
 Sorted by Transaction Date - Transaction Date

Investment #	Fund	CUSIP	Inv Descrip	TransactionType	TransactionDate	Issuer	New Principal	Principal Paydowns	Interest	Total Cash
42758	COMM	3138L5FA3	FNMM 3.765% MAT	Interest	01/25/2023	FNMA			57,301.70	57,301.70
42758	COMM	3138L5FA3	FNMM 3.765% MAT	Redemption	01/25/2023	FNMA		27,427.49		27,427.49
42758	COMM	3138L5FA3	FNMM 3.765% MAT	Interest	01/25/2023	FNMA			-12,939.09	-12,939.09
42758	COMM	3138L5FA3	FNMM 3.765% MAT	Redemption	01/25/2023	FNMA				0.00
42764	COMM	3137BYLD0	FHLMCM 3.288%	Interest	01/25/2023	FHLMC Multi-Family			54,800.00	54,800.00
42764	COMM	3137BYLD0	FHLMCM 3.288%	Redemption	01/25/2023	FHLMC Multi-Family		449,126.54		449,126.54
42764	COMM	3137BYLD0	FHLMCM 3.288%	Interest	01/25/2023	FHLMC Multi-Family			-14,613.33	-14,613.33
42764	COMM	3137BYLD0	FHLMCM 3.288%	Redemption	01/25/2023	FHLMC Multi-Family				0.00
42786	COMM	3137F4X23	FHLMCM 3.6% MAT	Interest	01/25/2023	FHLMC Multi-Family			21,900.00	21,900.00
42786	COMM	3137F4X23	FHLMCM 3.6% MAT	Redemption	01/25/2023	FHLMC Multi-Family		289,169.12		289,169.12
42786	COMM	3137F4X23	FHLMCM 3.6% MAT	Interest	01/25/2023	FHLMC Multi-Family			-10,220.00	-10,220.00
42786	COMM	3137F4X23	FHLMCM 3.6% MAT	Redemption	01/25/2023	FHLMC Multi-Family				0.00
Totals for 01/25/2023							272,962,632.23	340,426,036.66	2,270,355.54	69,733,759.97
42880	COMM	16536JNT0	CHES DISC NOTE	Purchase	01/26/2023	CHESHAM FINANCE	74,991,020.83			-74,991,020.83
42881	COMM	5148X1NT6	LANDES DISC NOTE	Purchase	01/26/2023	LANDES	124,985,069.45			-124,985,069.45
42882	COMM	63873KNT0	NATXNY DISC NOTE	Purchase	01/26/2023	NATIXIS NY	49,994,027.78			-49,994,027.78
42883	COMM	742718FY0	PROCTER &	Purchase	01/26/2023	PROCTER &	9,993,300.00			-9,993,300.00
42875	COMM	16536JNS2	CHES DISC NOTE	Redemption	01/26/2023	CHESHAM FINANCE		75,000,000.00		75,000,000.00
42876	COMM	5148X1NS8	LANDES DISC NOTE	Redemption	01/26/2023	LANDES		125,000,000.00		125,000,000.00
42877	COMM	63873KNS2	NATXNY DISC NOTE	Redemption	01/26/2023	NATIXIS NY		50,000,000.00		50,000,000.00
40873	COMM	3135GAAJ0	FEDERAL NATL MTG	Interest	01/26/2023	FNMA NOTES			72,000.00	72,000.00
40874	COMM	3135GAAJ0	FEDERAL NATL MTG	Interest	01/26/2023	FNMA NOTES			36,000.00	36,000.00
Totals for 01/26/2023							259,963,418.06	250,000,000.00	108,000.00	-9,855,418.06
42884	COMM	16536JNW3	CHES DISC NOTE	Purchase	01/27/2023	CHESHAM FINANCE	74,973,062.50			-74,973,062.50
42885	COMM	5148X1NW9	LANDES DISC NOTE	Purchase	01/27/2023	LANDES	124,955,208.33			-124,955,208.33
42886	COMM	63873KNW3	NATXNY DISC NOTE	Purchase	01/27/2023	NATIXIS NY	49,982,083.33			-49,982,083.33
42582	COMM	79490BNT9	SALREC DISC NOTE	Redemption	01/27/2023	SALISBURY REC CO		50,000,000.00		50,000,000.00
42686	COMM	82124MNT3	SHEF DISC NOTE	Redemption	01/27/2023	SHEFFIELD		30,000,000.00		30,000,000.00
42880	COMM	16536JNT0	CHES DISC NOTE	Redemption	01/27/2023	CHESHAM FINANCE		75,000,000.00		75,000,000.00
42881	COMM	5148X1NT6	LANDES DISC NOTE	Redemption	01/27/2023	LANDES		125,000,000.00		125,000,000.00
42882	COMM	63873KNT0	NATXNY DISC NOTE	Redemption	01/27/2023	NATIXIS NY		50,000,000.00		50,000,000.00
42641	COMM	3133ENV72	FEDERAL FARM CR	Interest	01/27/2023	FFCB NOTES			281,250.00	281,250.00
Totals for 01/27/2023							249,910,354.16	330,000,000.00	281,250.00	80,370,895.84
42887	COMM	16536JNX1	CHES DISC NOTE	Purchase	01/30/2023	CHESHAM FINANCE	74,991,020.83			-74,991,020.83
42888	COMM	5148X1NX7	LANDES DISC NOTE	Purchase	01/30/2023	LANDES	124,985,069.45			-124,985,069.45
42889	COMM	63873KNX1	NATXNY DISC NOTE	Purchase	01/30/2023	NATIXIS NY	49,994,027.78			-49,994,027.78
42890	COMM	891940AC2	TAOT 4.63% MAT	Purchase	01/30/2023	TOYOTA AUTO REC	20,999,989.50			-20,999,989.50
42696	COMM	313384BF5	FHDN DISC NOTE	Redemption	01/30/2023	FHLB DISCOUNT		75,000,000.00		75,000,000.00
42884	COMM	16536JNW3	CHES DISC NOTE	Redemption	01/30/2023	CHESHAM FINANCE		75,000,000.00		75,000,000.00

SANTA CLARA COUNTY INVESTMENTS
Transaction Activity Report
 Sorted by Transaction Date - Transaction Date

Investment #	Fund	CUSIP	Inv Descrip	TransactionType	TransactionDate	Issuer	New Principal	Principal Paydowns	Interest	Total Cash
42885	COMM	5148X1NW9	LANDES DISC NOTE	Redemption	01/30/2023	LANDES		125,000,000.00		125,000,000.00
42886	COMM	63873KNW3	NATXNY DISC NOTE	Redemption	01/30/2023	NATIXIS NY		50,000,000.00		50,000,000.00
40685	COMM	3136G46K4	FNMA 0.5% MAT	Interest	01/30/2023	FNMA NOTES			87,500.00	87,500.00
40686	COMM	3136G46K4	FNMA 0.5% MAT	Interest	01/30/2023	FNMA NOTES			35,000.00	35,000.00
40687	COMM	3136G46K4	FNMA 0.5% MAT	Interest	01/30/2023	FNMA NOTES			65,000.00	65,000.00
40696	COMM	3130AKEA0	FHLB FLOAT MAT	Interest	01/30/2023	FHLB NOTES			535,611.10	535,611.10
40697	COMM	3130AKEA0	FHLB FLOAT MAT	Interest	01/30/2023	FHLB NOTES			107,122.22	107,122.22
41112	COMM	3133EMXV9	FFCB FLOAT MAT	Interest	01/30/2023	FFCB NOTES			362,395.83	362,395.83
41260	COMM	3130ANA42	FEDERAL HOME	Interest	01/30/2023	FHLB NOTES			39,000.00	39,000.00
41284	COMM	74274TAG5	PRIVATE EXPT FDG	Interest	01/30/2023	PRIVATE EXPORT			55,000.00	55,000.00
41545	COMM	459058JE4	IBRD 0.375% MAT	Interest	01/30/2023	INTL BANK RECON &			46,875.00	46,875.00
41558	COMM	74274TAG5	PRIVATE EXPT FDG	Interest	01/30/2023	PRIVATE EXPORT			27,500.00	27,500.00
42774	COMM	3130ANECO	FEDERAL HOME	Interest	01/30/2023	FHLB NOTES			87,500.00	87,500.00
42774	COMM	3130ANECO	FEDERAL HOME	Accr Int	01/30/2023	FHLB NOTES		65,138.89	-65,138.89	0.00
Totals for 01/30/2023							270,970,107.56	325,065,138.89	1,383,365.26	55,478,396.59
42891	COMM	16536JP19	CHES DISC NOTE	Purchase	01/31/2023	CHESHAM FINANCE	74,991,020.83			-74,991,020.83
42660	COMM	82124MNX4	SRCPP DISC NOTE	Redemption	01/31/2023	SHEFFIELD RECEIV		25,000,000.00		25,000,000.00
42887	COMM	16536JNX1	CHES DISC NOTE	Redemption	01/31/2023	CHESHAM FINANCE		75,000,000.00		75,000,000.00
42888	COMM	5148X1NX7	LANDES DISC NOTE	Redemption	01/31/2023	LANDES		125,000,000.00		125,000,000.00
42889	COMM	63873KNX1	NATXNY DISC NOTE	Redemption	01/31/2023	NATIXIS NY		50,000,000.00		50,000,000.00
41010	COMM	91282CBH3	UNITED STATES	Interest	01/31/2023	U.S. TREASURY			56,250.00	56,250.00
41024	COMM	91282CAB7	UNITED STATES	Interest	01/31/2023	U.S. TREASURY			43,750.00	43,750.00
41054	COMM	912828V80	UNITED STATES	Interest	01/31/2023	U.S. TREASURY			506,250.00	506,250.00
41484	COMM	91282CBH3	UNITED STATES	Interest	01/31/2023	U.S. TREASURY			46,875.00	46,875.00
41541	COMM	9128285Z9	UNITED STATES	Interest	01/31/2023	U.S. TREASURY			437,500.00	437,500.00
41619	COMM	9128286A3	USTN 2.625% MAT	Interest	01/31/2023	U.S. TREASURY			393,750.00	393,750.00
42053	COMM	912828Y95	UNITED STATES	Interest	01/31/2023	U.S. TREASURY			421,875.00	421,875.00
42770	COMM	9128285Z9	UNITED STATES	Interest	01/31/2023	U.S. TREASURY			562,500.00	562,500.00
42770	COMM	9128285Z9	UNITED STATES	Accr Int	01/31/2023	U.S. TREASURY		409,646.74	-409,646.74	0.00
Totals for 01/31/2023							74,991,020.83	275,409,646.74	2,059,103.26	202,477,729.17
42892	COMM	16536JP27	CHES DISC NOTE	Purchase	02/01/2023	CHESHAM FINANCE	74,991,020.83			-74,991,020.83
42893	COMM	5148X1P23	LANDES DISC NOTE	Purchase	02/01/2023	LANDES	124,985,069.45			-124,985,069.45
42894	COMM	63873KP27	NATXNY DISC NOTE	Purchase	02/01/2023	NATIXIS NY	49,994,027.78			-49,994,027.78
42891	COMM	16536JP19	CHES DISC NOTE	Redemption	02/01/2023	CHESHAM FINANCE		75,000,000.00		75,000,000.00
40654	COMM	799408Z69	SRVSCD 0.367%	Interest	02/01/2023	San Ramon Valley			9,248.40	9,248.40
40736	COMM	54438CYH9	LOSHGR 0.444%	Interest	02/01/2023	Los Angeles CA			8,880.00	8,880.00
41438	COMM	419792F76	HAWAII ST,	Interest	02/01/2023	Hawaii State			51,578.95	51,578.95
41801	COMM	742718FV6	PROCTER &	Interest	02/01/2023	PROCTER &			522,500.00	522,500.00
Totals for 02/01/2023							249,970,118.06	75,000,000.00	592,207.35	-174,377,910.71

SANTA CLARA COUNTY INVESTMENTS
Transaction Activity Report
 Sorted by Transaction Date - Transaction Date

Investment #	Fund	CUSIP	Inv Descrip	TransactionType	TransactionDate	Issuer	New Principal	Principal Paydowns	Interest	Total Cash
42895	COMM	16536JP35	CHES DISC NOTE	Purchase	02/02/2023	CHESHAM FINANCE	74,990,500.00			-74,990,500.00
42896	COMM	5148X1P31	LANDES DISC NOTE	Purchase	02/02/2023	LANDES	124,984,201.40			-124,984,201.40
42897	COMM	63873KP35	NATXNY DISC NOTE	Purchase	02/02/2023	NATIXIS NY	49,993,680.56			-49,993,680.56
42892	COMM	16536JP27	CHES DISC NOTE	Redemption	02/02/2023	CHESHAM FINANCE		75,000,000.00		75,000,000.00
42893	COMM	5148X1P23	LANDES DISC NOTE	Redemption	02/02/2023	LANDES		125,000,000.00		125,000,000.00
42894	COMM	63873KP27	NATXNY DISC NOTE	Redemption	02/02/2023	NATIXIS NY		50,000,000.00		50,000,000.00
34292	COMM	SYS34292	MSTI 0.0%	Interest	02/02/2023	MORGAN STANLEY			350,888.69	350,888.69
34292	COMM	SYS34292	MSTI 0.0%	Purchase	02/02/2023	MORGAN STANLEY	350,888.69			-350,888.69
37590	COMM	SYS37590	JPM TE 0.44%	Interest	02/02/2023	JP MORGAN US			79.56	79.56
37590	COMM	SYS37590	JPM TE 0.44%	Purchase	02/02/2023	JP MORGAN US	79.56			-79.56
40461	COMM	SYS40461	DGCXX 0.0%	Interest	02/02/2023	DREYFUS			716,591.28	716,591.28
40461	COMM	SYS40461	DGCXX 0.0%	Purchase	02/02/2023	DREYFUS	716,591.28			-716,591.28
42588	COMM	SYS42588	OPGXX	Interest	02/02/2023	STATE STREET US			1,762,189.62	1,762,189.62
42588	COMM	SYS42588	OPGXX	Purchase	02/02/2023	STATE STREET US	1,762,189.62			-1,762,189.62
Totals for 02/02/2023							252,798,131.11	250,000,000.00	2,829,749.15	31,618.04
42898	COMM	16536JP68	CHES DISC NOTE	Purchase	02/03/2023	CHESHAM FINANCE	74,971,500.00			-74,971,500.00
42899	COMM	5148X1P64	LANDES DISC NOTE	Purchase	02/03/2023	LANDES	124,952,604.17			-124,952,604.17
42900	COMM	63873KP68	NATXNY DISC NOTE	Purchase	02/03/2023	NATIXIS NY	49,981,041.67			-49,981,041.67
42895	COMM	16536JP35	CHES DISC NOTE	Redemption	02/03/2023	CHESHAM FINANCE		75,000,000.00		75,000,000.00
42896	COMM	5148X1P31	LANDES DISC NOTE	Redemption	02/03/2023	LANDES		125,000,000.00		125,000,000.00
42897	COMM	63873KP35	NATXNY DISC NOTE	Redemption	02/03/2023	NATIXIS NY		50,000,000.00		50,000,000.00
40546	COMM	3135G05P4	FEDERAL NATL MTG	Interest	02/03/2023	FNMA NOTES			37,500.00	37,500.00
41818	COMM	3133ENNB2	FEDERAL FARM CR	Interest	02/03/2023	FFCB NOTES			32,500.00	32,500.00
Totals for 02/03/2023							249,905,145.84	250,000,000.00	70,000.00	164,854.16
42901	COMM	16536JP76	CHES DISC NOTE	Purchase	02/06/2023	CHESHAM FINANCE	74,990,500.00			-74,990,500.00
42902	COMM	5148X1P72	LANDES DISC NOTE	Purchase	02/06/2023	LANDES	124,984,201.40			-124,984,201.40
42903	COMM	63873KP76	NATXNY DISC NOTE	Purchase	02/06/2023	NATIXIS NY	49,993,680.56			-49,993,680.56
42898	COMM	16536JP68	CHES DISC NOTE	Redemption	02/06/2023	CHESHAM FINANCE		75,000,000.00		75,000,000.00
42899	COMM	5148X1P64	LANDES DISC NOTE	Redemption	02/06/2023	LANDES		125,000,000.00		125,000,000.00
42900	COMM	63873KP68	NATXNY DISC NOTE	Redemption	02/06/2023	NATIXIS NY		50,000,000.00		50,000,000.00
39489	COMM	594918BX1	MICROSOFT CORP,	Interest	02/06/2023	MICROSOFT CORP			93,437.50	93,437.50
40543	COMM	3136G4B77	FEDERAL NATL MTG	Interest	02/06/2023	FNMA NOTES			70,000.00	70,000.00
40721	COMM	4581X0DR6	IADB FRN MAT	Interest	02/06/2023	IADB			501,750.00	501,750.00
40729	COMM	3133EMGG1	FFCB FRN MAT	Interest	02/06/2023	FFCB NOTES			452,876.67	452,876.67
42081	COMM	594918BY9	MICROSOFT CORP,	Interest	02/06/2023	MICROSOFT CORP			85,272.00	85,272.00
Totals for 02/06/2023							249,968,381.96	250,000,000.00	1,203,336.17	1,234,954.21
42904	COMM	16536JP84	CHES DISC NOTE	Purchase	02/07/2023	CHESHAM FINANCE	74,990,500.00			-74,990,500.00
42905	COMM	5148X1P80	LANDES DISC NOTE	Purchase	02/07/2023	LANDES	124,984,201.40			-124,984,201.40
42906	COMM	63873KP84	NATXNY DISC NOTE	Purchase	02/07/2023	NATIXIS NY	49,993,680.56			-49,993,680.56

SANTA CLARA COUNTY INVESTMENTS
Transaction Activity Report
 Sorted by Transaction Date - Transaction Date

Investment #	Fund	CUSIP	Inv Descrip	TransactionType	TransactionDate	Issuer	New Principal	Principal Paydowns	Interest	Total Cash
42769	COMM	313384BP3	FHDN DISC NOTE	Redemption	02/07/2023	FHLB DISCOUNT		100,000,000.00		100,000,000.00
42901	COMM	16536JP76	CHES DISC NOTE	Redemption	02/07/2023	CHESHAM FINANCE		75,000,000.00		75,000,000.00
42902	COMM	5148X1P72	LANDES DISC NOTE	Redemption	02/07/2023	LANDES		125,000,000.00		125,000,000.00
42903	COMM	63873KP76	NATXNY DISC NOTE	Redemption	02/07/2023	NATIXIS NY		50,000,000.00		50,000,000.00
Totals for 02/07/2023							249,968,381.96	350,000,000.00		100,031,618.04
42907	COMM	16536JP92	CHES DISC NOTE	Purchase	02/08/2023	CHESHAM FINANCE	74,990,500.00			-74,990,500.00
42910	COMM	3138LECC3	FNMA 2.42% MAT	Purchase	02/08/2023	FNMA NOTES	37,839,134.72			-37,839,134.72
42908	COMM	5148X1P98	LANDES DISC NOTE	Purchase	02/08/2023	LANDES	124,984,201.40			-124,984,201.40
42909	COMM	63873KP92	NATXNY DISC NOTE	Purchase	02/08/2023	NATIXIS NY	49,993,680.56			-49,993,680.56
42904	COMM	16536JP84	CHES DISC NOTE	Redemption	02/08/2023	CHESHAM FINANCE		75,000,000.00		75,000,000.00
42905	COMM	5148X1P80	LANDES DISC NOTE	Redemption	02/08/2023	LANDES		125,000,000.00		125,000,000.00
42906	COMM	63873KP84	NATXNY DISC NOTE	Redemption	02/08/2023	NATIXIS NY		50,000,000.00		50,000,000.00
40005	COMM	594918BQ6	MICROSOFT CORP,	Interest	02/08/2023	MICROSOFT CORP			108,150.00	108,150.00
40926	COMM	037833EB2	AAPL 0.7% MAT	Interest	02/08/2023	APPLE INC			70,000.00	70,000.00
42668	COMM	594918BR4	MSFT 2.4% MAT	Interest	02/08/2023	MICROSOFT CORP			300,000.00	300,000.00
42668	COMM	594918BR4	MSFT 2.4% MAT	Accr Int	02/08/2023	MICROSOFT CORP		143,333.33	-143,333.33	0.00
Totals for 02/08/2023							287,807,516.68	250,143,333.33	334,816.67	-37,329,366.68
42911	COMM	16536JPA9	CHES DISC NOTE	Purchase	02/09/2023	CHESHAM FINANCE	74,990,500.00			-74,990,500.00
42912	COMM	5148X1PA5	LANDES DISC NOTE	Purchase	02/09/2023	LANDES	124,984,201.40			-124,984,201.40
42913	COMM	63873KPA9	NATXNY DISC NOTE	Purchase	02/09/2023	NATIXIS NY	49,993,680.56			-49,993,680.56
40934	COMM	3133EMPZ9	FFCB Floater MAT	Redemption	02/09/2023	FFCB NOTES		6,000,000.00		6,000,000.00
42907	COMM	16536JP92	CHES DISC NOTE	Redemption	02/09/2023	CHESHAM FINANCE		75,000,000.00		75,000,000.00
42908	COMM	5148X1P98	LANDES DISC NOTE	Redemption	02/09/2023	LANDES		125,000,000.00		125,000,000.00
42909	COMM	63873KP92	NATXNY DISC NOTE	Redemption	02/09/2023	NATIXIS NY		50,000,000.00		50,000,000.00
40934	COMM	3133EMPZ9	FFCB Floater MAT	Interest	02/09/2023	FFCB NOTES			63,970.00	63,970.00
41990	COMM	037833CJ7	APPLE INC, SR GLBL	Interest	02/09/2023	APPLE INC			195,874.50	195,874.50
41991	COMM	037833CJ7	APPLE INC, SR GLBL	Interest	02/09/2023	APPLE INC			198,487.50	198,487.50
Totals for 02/09/2023							249,968,381.96	256,000,000.00	458,332.00	6,489,950.04
42914	COMM	16536JPD3	CHES DISC NOTE	Purchase	02/10/2023	CHESHAM FINANCE	74,971,500.00			-74,971,500.00
42915	COMM	5148X1PD9	LANDES DISC NOTE	Purchase	02/10/2023	LANDES	124,952,604.17			-124,952,604.17
42916	COMM	63873KPD3	NATXNY DISC NOTE	Purchase	02/10/2023	NATIXIS NY	49,981,041.67			-49,981,041.67
42911	COMM	16536JPA9	CHES DISC NOTE	Redemption	02/10/2023	CHESHAM FINANCE		75,000,000.00		75,000,000.00
42912	COMM	5148X1PA5	LANDES DISC NOTE	Redemption	02/10/2023	LANDES		125,000,000.00		125,000,000.00
42913	COMM	63873KPA9	NATXNY DISC NOTE	Redemption	02/10/2023	NATIXIS NY		50,000,000.00		50,000,000.00
41960	COMM	3130AKYH3	FEDERAL HOME	Interest	02/10/2023	FHLB NOTES			81,568.25	81,568.25
41209	COMM	14687TAC1	CRVNA 0.49% MAT	Interest	02/10/2023	Carvana Auto			5,132.58	5,132.58
41209	COMM	14687TAC1	CRVNA 0.49% MAT	Redemption	02/10/2023	Carvana Auto		786,895.94		786,895.94
41406	COMM	14687JAD1	CRVNA 0.38% MAT	Interest	02/10/2023	Carvana Auto			710.14	710.14
41406	COMM	14687JAD1	CRVNA 0.38% MAT	Redemption	02/10/2023	Carvana Auto		487,614.88		487,614.88

SANTA CLARA COUNTY INVESTMENTS
Transaction Activity Report
Sorted by Transaction Date - Transaction Date

Investment #	Fund	CUSIP	Inv Descrip	TransactionType	TransactionDate	Issuer	New Principal	Principal Paydowns	Interest	Total Cash
Totals for 02/10/2023							249,905,145.84	251,274,510.82	87,410.97	1,456,775.95
42917	COMM	16536JPE1	CHES DISC NOTE	Purchase	02/13/2023	CHESHAM FINANCE	74,990,500.00			-74,990,500.00
42918	COMM	5148X1PE7	LANDES DISC NOTE	Purchase	02/13/2023	LANDES	124,984,201.40			-124,984,201.40
42919	COMM	63873KPE1	NATXNY DISC NOTE	Purchase	02/13/2023	NATIXIS NY	49,993,680.56			-49,993,680.56
39496	COMM	084670BJ6	BERKSHIRE	Redemption	02/13/2023	BERKSHIRE		10,500,000.00		10,500,000.00
42814	COMM	313384BV0	FHDN DISC NOTE	Redemption	02/13/2023	FHLB DISCOUNT		100,000,000.00		100,000,000.00
42914	COMM	16536JPD3	CHES DISC NOTE	Redemption	02/13/2023	CHESHAM FINANCE		75,000,000.00		75,000,000.00
42915	COMM	5148X1PD9	LANDES DISC NOTE	Redemption	02/13/2023	LANDES		125,000,000.00		125,000,000.00
42916	COMM	63873KPD3	NATXNY DISC NOTE	Redemption	02/13/2023	NATIXIS NY		50,000,000.00		50,000,000.00
39496	COMM	084670BJ6	BERKSHIRE	Interest	02/13/2023	BERKSHIRE			157,500.00	157,500.00
40326	COMM	89236TGT6	TOYOTA MOTOR	Interest	02/13/2023	TOYOTA MOTOR			270,000.00	270,000.00
40331	COMM	3137EAEPO	FEDERAL HOME LN	Interest	02/13/2023	FHLMC NOTES			187,500.00	187,500.00
40548	COMM	166756AE6	CVX 0.687% MAT	Interest	02/13/2023	CHEVRON CORP.			51,525.00	51,525.00
41097	COMM	166756AJ5	CVX 0.426% MAT	Interest	02/13/2023	CHEVRON CORP.			29,394.00	29,394.00
41153	COMM	459058JS3	IBRD 0.65% MAT	Interest	02/13/2023	INTL BANK RECON &			32,500.00	32,500.00
Totals for 02/13/2023							249,968,381.96	360,500,000.00	728,419.00	111,260,037.04
42920	COMM	16536JPF8	CHES DISC NOTE	Purchase	02/14/2023	CHESHAM FINANCE	74,990,500.00			-74,990,500.00
42923	COMM	3130AUXH2	FEDERAL HOME	Purchase	02/14/2023	FHLB NOTES	44,974,800.00			-44,974,800.00
42921	COMM	5148X1PF4	LANDES DISC NOTE	Purchase	02/14/2023	LANDES	124,984,201.40			-124,984,201.40
42922	COMM	63873KPF8	NATXNY DISC NOTE	Purchase	02/14/2023	NATIXIS NY	49,993,680.56			-49,993,680.56
42917	COMM	16536JPE1	CHES DISC NOTE	Redemption	02/14/2023	CHESHAM FINANCE		75,000,000.00		75,000,000.00
42918	COMM	5148X1PE7	LANDES DISC NOTE	Redemption	02/14/2023	LANDES		125,000,000.00		125,000,000.00
42919	COMM	63873KPE1	NATXNY DISC NOTE	Redemption	02/14/2023	NATIXIS NY		50,000,000.00		50,000,000.00
Totals for 02/14/2023							294,943,181.96	250,000,000.00		-44,943,181.96
42927	COMM	05593AAC3	BMWLT 5.16% MAT	Purchase	02/15/2023	BMW VEHICLE	5,249,875.05			-5,249,875.05
42924	COMM	16536JPG6	CHES DISC NOTE	Purchase	02/15/2023	CHESHAM FINANCE	74,990,500.00			-74,990,500.00
42925	COMM	5148X1PG2	LANDES DISC NOTE	Purchase	02/15/2023	LANDES	124,984,201.40			-124,984,201.40
42926	COMM	63873KPG6	NATXNY DISC NOTE	Purchase	02/15/2023	NATIXIS NY	49,993,652.78			-49,993,652.78
42920	COMM	16536JPF8	CHES DISC NOTE	Redemption	02/15/2023	CHESHAM FINANCE		75,000,000.00		75,000,000.00
42921	COMM	5148X1PF4	LANDES DISC NOTE	Redemption	02/15/2023	LANDES		125,000,000.00		125,000,000.00
42922	COMM	63873KPF8	NATXNY DISC NOTE	Redemption	02/15/2023	NATIXIS NY		50,000,000.00		50,000,000.00
41602	COMM	912828P46	UNITED STATES	Interest	02/15/2023	U.S. TREASURY			325,000.00	325,000.00
41623	COMM	912828P46	UNITED STATES	Interest	02/15/2023	U.S. TREASURY			203,125.00	203,125.00
41660	COMM	91282CBM2	UNITED STATES	Interest	02/15/2023	U.S. TREASURY			25,000.00	25,000.00
41682	COMM	91282CBM2	UNITED STATES	Interest	02/15/2023	U.S. TREASURY			25,000.00	25,000.00
42464	COMM	194162AM5	CL 3.1% MAT	Interest	02/15/2023	COLGATE-PALMOLI			80,083.33	80,083.33
40038	COMM	89233MAD5	TAOT 1.92% MAT	Interest	02/15/2023	TOYOTA AUTO REC			1,379.29	1,379.29
40038	COMM	89233MAD5	TAOT 1.92% MAT	Redemption	02/15/2023	TOYOTA AUTO REC		688,866.73		688,866.73
40134	COMM	02007TAC9	ALLY 1.84% MAT	Interest	02/15/2023	ALLY AUTO			320.59	320.59

SANTA CLARA COUNTY INVESTMENTS
Transaction Activity Report
 Sorted by Transaction Date - Transaction Date

Investment #	Fund	CUSIP	Inv Descrip	TransactionType	TransactionDate	Issuer	New Principal	Principal Paydowns	Interest	Total Cash
40134	COMM	02007TAC9	ALLY 1.84% MAT	Redemption	02/15/2023	ALLY AUTO		209,083.07		209,083.07
40294	COMM	41284UAD6	HDMOT 1.87% MAT	Interest	02/15/2023	Harley-Davidson Moto			731.45	731.45
40294	COMM	41284UAD6	HDMOT 1.87% MAT	Redemption	02/15/2023	Harley-Davidson Moto		286,354.00		286,354.00
40340	COMM	14043MAC5	COPAR 1.6% MAT	Interest	02/15/2023	CAPITAL ONE			7,345.75	7,345.75
40340	COMM	14043MAC5	COPAR 1.6% MAT	Redemption	02/15/2023	CAPITAL ONE		901,673.53		901,673.53
40515	COMM	58769VAC4	MBART 0.55% MAT	Interest	02/15/2023	MERCEDES -BENZ			693.30	693.30
40515	COMM	58769VAC4	MBART 0.55% MAT	Redemption	02/15/2023	MERCEDES -BENZ		176,575.40		176,575.40
40533	COMM	47787NAC3	JDOT 0.51% MAT	Interest	02/15/2023	JOHN DEERE			643.06	643.06
40533	COMM	47787NAC3	JDOT 0.51% MAT	Redemption	02/15/2023	JOHN DEERE		298,842.50		298,842.50
40930	COMM	89240BAC2	TOYOTA AUTO	Interest	02/15/2023	TOYOTA AUTO REC			2,144.15	2,144.15
40930	COMM	89240BAC2	TOYOTA AUTO	Redemption	02/15/2023	TOYOTA AUTO REC		771,249.78		771,249.78
40937	COMM	98164EAC9	WOART 0.3% MAT	Interest	02/15/2023	WORLD OMNI AUTO			2,497.22	2,497.22
40937	COMM	98164EAC9	WOART 0.3% MAT	Redemption	02/15/2023	WORLD OMNI AUTO		591,687.47		591,687.47
40958	COMM	34532NAC9	FORDO 0.3% MAT	Interest	02/15/2023	FORD CREDIT AUTO			3,587.38	3,587.38
40958	COMM	34532NAC9	FORDO 0.3% MAT	Redemption	02/15/2023	FORD CREDIT AUTO		972,556.18		972,556.18
40991	COMM	47788UAC6	JDOT 0.36% MAT	Interest	02/15/2023	JOHN DEERE			1,886.36	1,886.36
40991	COMM	47788UAC6	JDOT 0.36% MAT	Redemption	02/15/2023	JOHN DEERE		475,608.46		475,608.46
41111	COMM	44933LAC7	HART 0.38% MAT	Interest	02/15/2023	HYUNDAI AUTO			2,636.52	2,636.52
41111	COMM	44933LAC7	HART 0.38% MAT	Redemption	02/15/2023	HYUNDAI AUTO		557,260.34		557,260.34
41182	COMM	89190GAC1	TAOT 0.26% MAT	Interest	02/15/2023	TOYOTA AUTO REC			6,298.71	6,298.71
41182	COMM	89190GAC1	TAOT 0.26% MAT	Redemption	02/15/2023	TOYOTA AUTO REC		1,721,869.41		1,721,869.41
41187	COMM	44891VAC5	HALST 0.33% MAT	Interest	02/15/2023	Hyundai Auto Lease S			5,587.16	5,587.16
41187	COMM	44891VAC5	HALST 0.33% MAT	Redemption	02/15/2023	Hyundai Auto Lease S		2,474,847.95		2,474,847.95
41206	COMM	65480BAC1	NAROT 0.33% MAT	Interest	02/15/2023	Nissan Auto Receivab			11,000.00	11,000.00
41206	COMM	65480BAC1	NAROT 0.33% MAT	Redemption	02/15/2023	Nissan Auto Receivab		767,888.00		767,888.00
41220	COMM	58769KAD6	MBALT 0.4% MAT	Interest	02/15/2023	MERCEDES-BENZ			4,916.66	4,916.66
41220	COMM	58769KAD6	MBALT 0.4% MAT	Redemption	02/15/2023	MERCEDES-BENZ		313,878.73		313,878.73
41240	COMM	47789QAC4	JDOT 0.52% MAT	Interest	02/15/2023	JOHN DEERE			3,466.66	3,466.66
41240	COMM	47789QAC4	JDOT 0.52% MAT	Redemption	02/15/2023	JOHN DEERE		227,208.64		227,208.64
41242	COMM	14041NFW6	COMET 0.55% MAT	Interest	02/15/2023	CAPITAL ONE MULTI			10,770.83	10,770.83
41242	COMM	14041NFW6	COMET 0.55% MAT	Redemption	02/15/2023	CAPITAL ONE MULTI		624,258.39		624,258.39
41387	COMM	44933MAC5	HALST 0.38% MAT	Interest	02/15/2023	Hyundai Auto Lease S			7,995.84	7,995.84
41387	COMM	44933MAC5	HALST 0.38% MAT	Redemption	02/15/2023	Hyundai Auto Lease S		1,267,694.38		1,267,694.38
41389	COMM	58772WAC7	MBART 0.46% MAT	Interest	02/15/2023	MERCEDES -BENZ			7,762.49	7,762.49
41389	COMM	58772WAC7	MBART 0.46% MAT	Redemption	02/15/2023	MERCEDES -BENZ		546,932.66		546,932.66
41392	COMM	98163HAB5	WOART 0.29% MAT	Interest	02/15/2023	WORLD OMNI AUTO			47.40	47.40
41392	COMM	98163HAB5	WOART 0.29% MAT	Redemption	02/15/2023	WORLD OMNI AUTO		196,141.01		196,141.01
41397	COMM	345329AC0	FORDL 0.37% MAT	Interest	02/15/2023	FORD CREDIT AUTO			6,474.99	6,474.99
41397	COMM	345329AC0	FORDL 0.37% MAT	Redemption	02/15/2023	FORD CREDIT AUTO		1,054,313.24		1,054,313.24
41402	COMM	254683CP8	DCENT 0.58% MAT	Interest	02/15/2023	DISCOVER CARD			9,666.66	9,666.66
41402	COMM	254683CP8	DCENT 0.58% MAT	Redemption	02/15/2023	DISCOVER CARD		506,005.27		506,005.27

SANTA CLARA COUNTY INVESTMENTS
Transaction Activity Report
Sorted by Transaction Date - Transaction Date

Investment #	Fund	CUSIP	Inv Descrip	TransactionType	TransactionDate	Issuer	New Principal	Principal Paydowns	Interest	Total Cash
41476	COMM	14044CAC6	COPAR 0.77% MAT	Interest	02/15/2023	CAPITAL ONE			8,983.32	8,983.32
41476	COMM	14044CAC6	COPAR 0.77% MAT	Redemption	02/15/2023	CAPITAL ONE		350,849.71		350,849.71
41521	COMM	89238JAC9	TAOT 0.71% MAT	Interest	02/15/2023	TOYOTA AUTO REC			6,804.17	6,804.17
41521	COMM	89238JAC9	TAOT 0.71% MAT	Redemption	02/15/2023	TOYOTA AUTO REC		319,977.11		319,977.11
41529	COMM	02582JJR2	AMXCA 0.9% MAT	Interest	02/15/2023	AMERICAN			24,375.00	24,375.00
41529	COMM	02582JJR2	AMXCA 0.9% MAT	Redemption	02/15/2023	AMERICAN		760,180.13		760,180.13
41612	COMM	14041NFY2	CAPITAL ONE MULTI	Interest	02/15/2023	CAPITAL ONE MULTI			31,200.01	31,200.01
41612	COMM	14041NFY2	CAPITAL ONE MULTI	Redemption	02/15/2023	CAPITAL ONE MULTI		840,037.85		840,037.85
41766	COMM	44891WAC3	HALST 1.16% MAT	Interest	02/15/2023	Hyundai Auto Lease S			12,808.34	12,808.34
41766	COMM	44891WAC3	HALST 1.16% MAT	Redemption	02/15/2023	Hyundai Auto Lease S		573,817.00		573,817.00
41776	COMM	345286AC2	FORDO 1.29% MAT	Interest	02/15/2023	FORD CREDIT AUTO			12,900.00	12,900.00
41776	COMM	345286AC2	FORDO 1.29% MAT	Redemption	02/15/2023	FORD CREDIT AUTO		312,087.43		312,087.43
41797	COMM	89239KAC5	TAOT 1.23% MAT	Interest	02/15/2023	TOYOTA AUTO REC			13,325.00	13,325.00
41797	COMM	89239KAC5	TAOT 1.23% MAT	Redemption	02/15/2023	TOYOTA AUTO REC		338,389.08		338,389.08
41855	COMM	43815BAC4	HAROT 1.88% MAT	Interest	02/15/2023	HONDA AUTO			36,033.34	36,033.34
41855	COMM	43815BAC4	HAROT 1.88% MAT	Redemption	02/15/2023	HONDA AUTO		602,917.15		602,917.15
41856	COMM	65479QAC1	NAROT 1.86% MAT	Interest	02/15/2023	Nissan Auto Receivab			26,815.00	26,815.00
41856	COMM	65479QAC1	NAROT 1.86% MAT	Redemption	02/15/2023	Nissan Auto Receivab		414,367.54		414,367.54
41910	COMM	47787JAC2	JDOT 2.32% MAT	Interest	02/15/2023	JOHN DEERE			19,333.33	19,333.33
41910	COMM	47787JAC2	JDOT 2.32% MAT	Redemption	02/15/2023	JOHN DEERE		230,985.71		230,985.71
41919	COMM	02589BAA8	AMXCA 2.21% MAT	Interest	02/15/2023	AMERICAN			35,912.51	35,912.51
41919	COMM	02589BAA8	AMXCA 2.21% MAT	Redemption	02/15/2023	AMERICAN		408,082.47		408,082.47
41952	COMM	14041NFZ9	COMET 2.8% MAT	Interest	02/15/2023	CAPITAL ONE MULTI			44,333.33	44,333.33
41952	COMM	14041NFZ9	COMET 2.8% MAT	Redemption	02/15/2023	CAPITAL ONE MULTI		390,034.82		390,034.82
42020	COMM	98163NAC0	WOLS 3.21% MAT	Interest	02/15/2023	WORLD OMNI			8,025.00	8,025.00
42020	COMM	98163NAC0	WOLS 3.21% MAT	Redemption	02/15/2023	WORLD OMNI		116,415.44		116,415.44
42040	COMM	41284YAD8	HDMOT 3.06% MAT	Interest	02/15/2023	Harley-Davidson Moto			63,750.00	63,750.00
42040	COMM	41284YAD8	HDMOT 3.06% MAT	Redemption	02/15/2023	Harley-Davidson Moto		520,802.10		520,802.10
42066	COMM	34528LAD7	FORDL 3.23% MAT	Interest	02/15/2023	FORD CREDIT AUTO			80,750.01	80,750.01
42066	COMM	34528LAD7	FORDL 3.23% MAT	Redemption	02/15/2023	FORD CREDIT AUTO		1,081,597.27		1,081,597.27
42084	COMM	14317HAC5	CARMX 3.49% MAT	Interest	02/15/2023	CARMAX AUTO			52,349.99	52,349.99
42084	COMM	14317HAC5	CARMX 3.49% MAT	Redemption	02/15/2023	CARMAX AUTO		364,641.09		364,641.09
42116	COMM	14043QAC6	COPAR 3.17% MAT	Interest	02/15/2023	CAPITAL ONE			39,625.01	39,625.01
42116	COMM	14043QAC6	COPAR 3.17% MAT	Redemption	02/15/2023	CAPITAL ONE		297,344.27		297,344.27
42182	COMM	02008JAC0	ALLYA 3.31% MAT	Interest	02/15/2023	ALLY AUTO			81,370.82	81,370.82
42182	COMM	02008JAC0	ALLYA 3.31% MAT	Redemption	02/15/2023	ALLY AUTO		632,323.47		632,323.47
42184	COMM	44934LAD4	HALST 3.35% MAT	Interest	02/15/2023	Hyundai Auto Lease S			106,083.35	106,083.35
42184	COMM	44934LAD4	HALST 3.35% MAT	Redemption	02/15/2023	Hyundai Auto Lease S		1,271,665.55		1,271,665.55
42202	COMM	02582JJT8	AMXCA 3.39% MAT	Interest	02/15/2023	AMERICAN			98,875.00	98,875.00
42202	COMM	02582JJT8	AMXCA 3.39% MAT	Redemption	02/15/2023	AMERICAN		664,967.40		664,967.40
42879	COMM	58770AAC7	MBART 4.51% MAT	Interest	02/15/2023	MERCEDES -BENZ			33,198.62	33,198.62

SANTA CLARA COUNTY INVESTMENTS
Transaction Activity Report
 Sorted by Transaction Date - Transaction Date

Investment #	Fund	CUSIP	Inv Descrip	TransactionType	TransactionDate	Issuer	New Principal	Principal Paydowns	Interest	Total Cash
42879	COMM	58770AAC7	MBART 4.51% MAT	Redemption	02/15/2023	MERCEDES -BENZ		207,031.86		207,031.86
42890	COMM	891940AC2	TAOT 4.63% MAT	Interest	02/15/2023	TOYOTA AUTO REC			40,512.51	40,512.51
42890	COMM	891940AC2	TAOT 4.63% MAT	Redemption	02/15/2023	TOYOTA AUTO REC		340,112.32		340,112.32
Totals for 02/15/2023							255,218,229.23	276,669,421.91	1,633,424.46	23,084,617.14
42928	COMM	16536JPH4	CHES DISC NOTE	Purchase	02/16/2023	CHESHAM FINANCE	74,990,500.00			-74,990,500.00
42931	COMM	3132CW3F9	FHLMC 2.% MAT	Purchase	02/16/2023	FHLMC NOTES	36,723,209.17			-36,723,209.17
42929	COMM	5148X1PH0	LANDES DISC NOTE	Purchase	02/16/2023	LANDES	124,984,201.40			-124,984,201.40
42930	COMM	63873KPH4	NATXNY DISC NOTE	Purchase	02/16/2023	NATIXIS NY	49,993,680.56			-49,993,680.56
42924	COMM	16536JPG6	CHES DISC NOTE	Redemption	02/16/2023	CHESHAM FINANCE		75,000,000.00		75,000,000.00
42925	COMM	5148X1PG2	LANDES DISC NOTE	Redemption	02/16/2023	LANDES		125,000,000.00		125,000,000.00
42926	COMM	63873KPG6	NATXNY DISC NOTE	Redemption	02/16/2023	NATIXIS NY		50,000,000.00		50,000,000.00
42009	COMM	362585AC5	GMCAR 3.1% MAT	Interest	02/16/2023	GM FINANCIAL			29,708.35	29,708.35
42009	COMM	362585AC5	GMCAR 3.1% MAT	Redemption	02/16/2023	GM FINANCIAL		239,379.38		239,379.38
Totals for 02/16/2023							286,691,591.13	250,239,379.38	29,708.35	-36,422,503.40
42932	COMM	16536JPM3	CHES DISC NOTE	Purchase	02/17/2023	CHESHAM FINANCE	74,962,000.00			-74,962,000.00
42933	COMM	5148X1PM9	LANDES DISC NOTE	Purchase	02/17/2023	LANDES	124,936,805.55			-124,936,805.55
42934	COMM	63873KPM3	NATXNY DISC NOTE	Purchase	02/17/2023	NATIXIS NY	49,974,722.22			-49,974,722.22
40597	COMM	3130AJ7E3	FHLB 1.375% MAT	Redemption	02/17/2023	FHLB NOTES		20,000,000.00		20,000,000.00
42928	COMM	16536JPH4	CHES DISC NOTE	Redemption	02/17/2023	CHESHAM FINANCE		75,000,000.00		75,000,000.00
42929	COMM	5148X1PH0	LANDES DISC NOTE	Redemption	02/17/2023	LANDES		125,000,000.00		125,000,000.00
42930	COMM	63873KPH4	NATXNY DISC NOTE	Redemption	02/17/2023	NATIXIS NY		50,000,000.00		50,000,000.00
40597	COMM	3130AJ7E3	FHLB 1.375% MAT	Interest	02/17/2023	FHLB NOTES			137,500.00	137,500.00
41842	COMM	3133ENNY2	FEDERAL FARM CR	Interest	02/17/2023	FFCB NOTES			262,500.00	262,500.00
42484	COMM	3133ENF96	FFCB 3.96% MAT	Interest	02/17/2023	FFCB NOTES			396,000.00	396,000.00
Totals for 02/17/2023							249,873,527.77	270,000,000.00	796,000.00	20,922,472.23
42935	COMM	16536JPN1	CHES DISC NOTE	Purchase	02/21/2023	CHESHAM FINANCE	74,990,500.00			-74,990,500.00
42936	COMM	5148X1PN7	LANDES DISC NOTE	Purchase	02/21/2023	LANDES	124,984,201.40			-124,984,201.40
42937	COMM	63873KPN1	NATXNY DISC NOTE	Purchase	02/21/2023	NATIXIS NY	49,993,680.56			-49,993,680.56
42932	COMM	16536JPM3	CHES DISC NOTE	Redemption	02/21/2023	CHESHAM FINANCE		75,000,000.00		75,000,000.00
42933	COMM	5148X1PM9	LANDES DISC NOTE	Redemption	02/21/2023	LANDES		125,000,000.00		125,000,000.00
42934	COMM	63873KPM3	NATXNY DISC NOTE	Redemption	02/21/2023	NATIXIS NY		50,000,000.00		50,000,000.00
34292	COMM	SYS34292	MSTI 0.%	Redemption	02/21/2023	MORGAN STANLEY		100,978,222.99		100,978,222.99
42588	COMM	SYS42588	OPGXX	Redemption	02/21/2023	STATE STREET US		200,000,000.00		200,000,000.00
40550	COMM	3136G4H63	FEDERAL NATL MTG	Interest	02/21/2023	FNMA NOTES			31,625.00	31,625.00
40551	COMM	3136G4H63	FEDERAL NATL MTG	Interest	02/21/2023	FNMA NOTES			27,500.00	27,500.00
40552	COMM	3136G4H63	FEDERAL NATL MTG	Interest	02/21/2023	FNMA NOTES			41,250.00	41,250.00
40553	COMM	037833DX5	AAPL 0.55% MAT	Interest	02/21/2023	APPLE INC			82,500.00	82,500.00
41652	COMM	3130ANMH0	FEDERAL HOME	Interest	02/21/2023	FHLB NOTES			137,500.00	137,500.00
42245	COMM	3130ANMH0	FEDERAL HOME	Interest	02/21/2023	FHLB NOTES			56,182.50	56,182.50

SANTA CLARA COUNTY INVESTMENTS
Transaction Activity Report
 Sorted by Transaction Date - Transaction Date

Investment #	Fund	CUSIP	Inv Descrip	TransactionType	TransactionDate	Issuer	New Principal	Principal Paydowns	Interest	Total Cash
39920	COMM	92348AAA3	VZOT 1.94% MAT	Interest	02/21/2023	VERIZON OWNER			20.66	20.66
39920	COMM	92348AAA3	VZOT 1.94% MAT	Redemption	02/21/2023	VERIZON OWNER		12,783.19		12,783.19
40346	COMM	43813RAC1	HAROT 1.61% MAT	Interest	02/21/2023	HONDA AUTO			4,324.09	4,324.09
40346	COMM	43813RAC1	HAROT 1.61% MAT	Redemption	02/21/2023	HONDA AUTO		650,507.90		650,507.90
40549	COMM	92290BAA9	VERIZON OWNER	Interest	02/21/2023	VERIZON OWNER			5,449.57	5,449.57
40549	COMM	92290BAA9	VERIZON OWNER	Redemption	02/21/2023	VERIZON OWNER		2,293,303.93		2,293,303.93
40712	COMM	92348CAA9	VZOT 0.41% MAT	Interest	02/21/2023	VERIZON OWNER			4,478.43	4,478.43
40712	COMM	92348CAA9	VZOT 0.41% MAT	Redemption	02/21/2023	VERIZON OWNER		1,852,840.14		1,852,840.14
40801	COMM	92868VAC3	VWALT 0.39% MAT	Interest	02/21/2023	VOLKSWAGEN			556.06	556.06
40801	COMM	92868VAC3	VWALT 0.39% MAT	Redemption	02/21/2023	VOLKSWAGEN		823,187.92		823,187.92
40964	COMM	36261RAC2	GMALT 0.26% MAT	Interest	02/21/2023	GM Fin'cl Auto Leasi			476.38	476.38
40964	COMM	36261RAC2	GMALT 0.26% MAT	Redemption	02/21/2023	GM Fin'cl Auto Leasi		758,911.19		758,911.19
40965	COMM	43813GAC5	HAROT 0.27% MAT	Interest	02/21/2023	HONDA AUTO			1,715.71	1,715.71
40965	COMM	43813GAC5	HAROT 0.27% MAT	Redemption	02/21/2023	HONDA AUTO		602,492.21		602,492.21
41089	COMM	89238EAC0	TLOT 0.39% MAT	Interest	02/21/2023	Toyota Lease Owner			2,903.69	2,903.69
41089	COMM	89238EAC0	TLOT 0.39% MAT	Redemption	02/21/2023	Toyota Lease Owner		1,376,313.87		1,376,313.87
41207	COMM	80286DAC2	SRT 0.51% MAT	Interest	02/21/2023	Santander Retail Aut			6,566.25	6,566.25
41207	COMM	80286DAC2	SRT 0.51% MAT	Redemption	02/21/2023	Santander Retail Aut		570,561.83		570,561.83
41321	COMM	43815EAC8	HAROT 0.41% MAT	Interest	02/21/2023	HONDA AUTO			6,150.01	6,150.01
41321	COMM	43815EAC8	HAROT 0.41% MAT	Redemption	02/21/2023	HONDA AUTO		579,730.77		579,730.77
41391	COMM	80286CAC4	SRT 0.5% MAT	Interest	02/21/2023	Santander Retail Aut			3,102.61	3,102.61
41391	COMM	80286CAC4	SRT 0.5% MAT	Redemption	02/21/2023	Santander Retail Aut		729,610.07		729,610.07
41554	COMM	43815GAC3	HAROT 0.88% MAT	Interest	02/21/2023	HONDA AUTO			10,266.66	10,266.66
41554	COMM	43815GAC3	HAROT 0.88% MAT	Redemption	02/21/2023	HONDA AUTO		418,349.92		418,349.92
41780	COMM	92348KAL7	VZMT 1.04% MAT	Interest	02/21/2023	VERIZON MASTER			18,200.01	18,200.01
41780	COMM	92348KAL7	VZMT 1.04% MAT	Redemption	02/21/2023	VERIZON MASTER		473,751.93		473,751.93
41867	COMM	89238LAC4	TLOT 1.96% MAT	Interest	02/21/2023	Toyota Lease Owner			31,033.33	31,033.33
41867	COMM	89238LAC4	TLOT 1.96% MAT	Redemption	02/21/2023	Toyota Lease Owner		782,003.69		782,003.69
42119	COMM	23292GAC7	DLLST 3.4% MAT	Interest	02/21/2023	DLLST LLC			32,583.33	32,583.33
42119	COMM	23292GAC7	DLLST 3.4% MAT	Redemption	02/21/2023	DLLST LLC		463,081.05		463,081.05
42152	COMM	36266FAC3	GMALT 3.42% MAT	Interest	02/21/2023	GM Fin'cl Auto Leasi			45,600.00	45,600.00
42152	COMM	36266FAC3	GMALT 3.42% MAT	Redemption	02/21/2023	GM Fin'cl Auto Leasi		553,364.48		553,364.48
42214	COMM	92348KAP8	VZMT 3.01% MAT	Interest	02/21/2023	VERIZON MASTER			84,029.16	84,029.16
42214	COMM	92348KAP8	VZMT 3.01% MAT	Redemption	02/21/2023	VERIZON MASTER		653,672.68		653,672.68
Totals for 02/21/2023							249,968,381.96	564,572,689.76	634,013.45	315,238,321.25
42938	COMM	16536JPP6	CHES DISC NOTE	Purchase	02/22/2023	CHESHAM FINANCE	74,990,500.00			-74,990,500.00
42939	COMM	5148X1PP2	LANDES DISC NOTE	Purchase	02/22/2023	LANDES	124,984,201.40			-124,984,201.40
42940	COMM	63873KPP6	NATXNY DISC NOTE	Purchase	02/22/2023	NATIXIS NY	49,993,680.56			-49,993,680.56
42935	COMM	16536JPN1	CHES DISC NOTE	Redemption	02/22/2023	CHESHAM FINANCE		75,000,000.00		75,000,000.00
42936	COMM	5148X1PN7	LANDES DISC NOTE	Redemption	02/22/2023	LANDES		125,000,000.00		125,000,000.00

SANTA CLARA COUNTY INVESTMENTS
Transaction Activity Report
 Sorted by Transaction Date - Transaction Date

Investment #	Fund	CUSIP	Inv Descrip	TransactionType	TransactionDate	Issuer	New Principal	Principal Paydowns	Interest	Total Cash
42937	COMM	63873KPN1	NATXNY DISC NOTE	Redemption	02/22/2023	NATIXIS NY		50,000,000.00		50,000,000.00
41697	COMM	3133ENJB7	FFCB FLT MAT	Interest	02/22/2023	FFCB NOTES			492,687.50	492,687.50
41860	COMM	3133ENPX2	FEDERAL FARM CR	Interest	02/22/2023	FFCB NOTES			180,000.00	180,000.00
42494	COMM	21688AAU6	COOPERATIEVE	Interest	02/22/2023	RABOBANK			290,625.00	290,625.00
Totals for 02/22/2023							249,968,381.96	250,000,000.00	963,312.50	994,930.54
42941	COMM	16536JPQ4	CHES DISC NOTE	Purchase	02/23/2023	CHESHAM FINANCE	74,990,500.00			-74,990,500.00
42944	COMM	14043KAH8	COPAR 4.87% MAT	Purchase	02/23/2023	CAPITAL ONE	10,747,936.00			-10,747,936.00
42945	COMM	41285JAD0	HDMOT 5.05% MAT	Purchase	02/23/2023	Harley-Davidson Moto	12,998,690.90			-12,998,690.90
42942	COMM	5148X1PQ0	LANDES DISC NOTE	Purchase	02/23/2023	LANDES	124,984,201.40			-124,984,201.40
42943	COMM	63873KQP4	NATXNY DISC NOTE	Purchase	02/23/2023	NATIXIS NY	49,993,680.56			-49,993,680.56
42938	COMM	16536JPP6	CHES DISC NOTE	Redemption	02/23/2023	CHESHAM FINANCE		75,000,000.00		75,000,000.00
42939	COMM	5148X1PP2	LANDES DISC NOTE	Redemption	02/23/2023	LANDES		125,000,000.00		125,000,000.00
42940	COMM	63873KPP6	NATXNY DISC NOTE	Redemption	02/23/2023	NATIXIS NY		50,000,000.00		50,000,000.00
Totals for 02/23/2023							273,715,008.86	250,000,000.00		-23,715,008.86
42946	COMM	16536JPT8	CHES DISC NOTE	Purchase	02/24/2023	CHESHAM FINANCE	74,971,500.00			-74,971,500.00
42949	COMM	3132XGQ74	FHLMCM 3.7% MAT	Purchase	02/24/2023	FHLMC Multi-Family	43,657,937.50			-43,657,937.50
42950	COMM	43815JAC7	HAROT 5.04% MAT	Purchase	02/24/2023	HONDA AUTO	12,997,584.60			-12,997,584.60
42947	COMM	5148X1PT4	LANDES DISC NOTE	Purchase	02/24/2023	LANDES	124,952,604.17			-124,952,604.17
42948	COMM	63873KPT8	NATXNY DISC NOTE	Purchase	02/24/2023	NATIXIS NY	49,981,041.67			-49,981,041.67
42809	COMM	82124MPQ7	SRCPP DISC NOTE	Redemption	02/24/2023	SHEFFIELD RECEIV		25,000,000.00		25,000,000.00
42941	COMM	16536JPQ4	CHES DISC NOTE	Redemption	02/24/2023	CHESHAM FINANCE		75,000,000.00		75,000,000.00
42942	COMM	5148X1PQ0	LANDES DISC NOTE	Redemption	02/24/2023	LANDES		125,000,000.00		125,000,000.00
42943	COMM	63873KQP4	NATXNY DISC NOTE	Redemption	02/24/2023	NATIXIS NY		50,000,000.00		50,000,000.00
40554	COMM	3137EAEV7	FEDERAL HOME LN	Interest	02/24/2023	FHLMC NOTES			18,750.00	18,750.00
40620	COMM	3137EAEV7	FEDERAL HOME LN	Interest	02/24/2023	FHLMC NOTES			31,250.00	31,250.00
40815	COMM	3137EAEV7	FEDERAL HOME LN	Interest	02/24/2023	FHLMC NOTES			25,000.00	25,000.00
41057	COMM	3130ALCV4	FEDERAL HOME	Interest	02/24/2023	FHLB NOTES			56,250.00	56,250.00
Totals for 02/24/2023							306,560,667.94	275,000,000.00	131,250.00	-31,429,417.94
42951	COMM	16536JPU5	CHES DISC NOTE	Purchase	02/27/2023	CHESHAM FINANCE	74,990,500.00			-74,990,500.00
42954	COMM	313384TH2	FHDN ZERO CPN	Purchase	02/27/2023	FHLB DISCOUNT	42,775,920.00			-42,775,920.00
42952	COMM	5148X1PU1	LANDES DISC NOTE	Purchase	02/27/2023	LANDES	24,296,928.75			-24,296,928.75
42953	COMM	63873KPU5	NATXNY DISC NOTE	Purchase	02/27/2023	NATIXIS NY	49,993,680.56			-49,993,680.56
42946	COMM	16536JPT8	CHES DISC NOTE	Redemption	02/27/2023	CHESHAM FINANCE		75,000,000.00		75,000,000.00
42947	COMM	5148X1PT4	LANDES DISC NOTE	Redemption	02/27/2023	LANDES		125,000,000.00		125,000,000.00
42948	COMM	63873KPT8	NATXNY DISC NOTE	Redemption	02/27/2023	NATIXIS NY		50,000,000.00		50,000,000.00
40555	COMM	3135G05X7	FEDERAL NATL MTG	Interest	02/27/2023	FNMA NOTES			56,250.00	56,250.00
40575	COMM	3136G4X40	FEDERAL NATL MTG	Interest	02/27/2023	FNMA NOTES			37,920.00	37,920.00
40968	COMM	3130ALDL5	FEDERAL HOME	Interest	02/27/2023	FHLB NOTES			109,375.00	109,375.00
40971	COMM	3135G05X7	FEDERAL NATL MTG	Interest	02/27/2023	FNMA NOTES			28,125.00	28,125.00

SANTA CLARA COUNTY INVESTMENTS
Transaction Activity Report
 Sorted by Transaction Date - Transaction Date

Investment #	Fund	CUSIP	Inv Descrip	TransactionType	TransactionDate	Issuer	New Principal	Principal Paydowns	Interest	Total Cash
40998	COMM	3135G05X7	FEDERAL NATL MTG	Interest	02/27/2023	FNMA NOTES			28,125.00	28,125.00
41006	COMM	3135G05X7	FEDERAL NATL MTG	Interest	02/27/2023	FNMA NOTES			28,125.00	28,125.00
41332	COMM	3130ANWF3	FEDERAL HOME	Interest	02/27/2023	FHLB NOTES			218,250.00	218,250.00
41537	COMM	3135G05X7	FEDERAL NATL MTG	Interest	02/27/2023	FNMA NOTES			46,875.00	46,875.00
41559	COMM	3135G05X7	FEDERAL NATL MTG	Interest	02/27/2023	FNMA NOTES			18,750.00	18,750.00
41640	COMM	3130AKZ25	FEDERAL HOME	Interest	02/27/2023	FHLB NOTES			59,475.00	59,475.00
41809	COMM	3136G4W41	FEDERAL NATL MTG	Interest	02/27/2023	FNMA NOTES			97,500.00	97,500.00
42344	COMM	3135G05X7	FEDERAL NATL MTG	Interest	02/27/2023	FNMA NOTES			18,750.00	18,750.00
38643	COMM	3137B36J2	FHLMCM 3.32% MAT	Interest	02/27/2023	FHLMC Multi-Family			4,358.10	4,358.10
38643	COMM	3137B36J2	FHLMCM 3.32% MAT	Redemption	02/27/2023	FHLMC Multi-Family	1,575,219.60			1,575,219.60
38854	COMM	3137B4WB8	FHLMCM 3.06% MAT	Interest	02/27/2023	FHLMC Multi-Family			12,176.25	12,176.25
38854	COMM	3137B4WB8	FHLMCM 3.06% MAT	Redemption	02/27/2023	FHLMC Multi-Family	10,786.39			10,786.39
38864	COMM	3137B5JM6	FHLMCM 3.531%	Interest	02/27/2023	FHLMC Multi-Family			29,224.55	29,224.55
38864	COMM	3137B5JM6	FHLMCM 3.531%	Redemption	02/27/2023	FHLMC Multi-Family	395,175.50			395,175.50
38945	COMM	3137B3NA2	FHLMC REMIC	Interest	02/27/2023	FHLMC Multi-Family			15,107.61	15,107.61
38945	COMM	3137B3NA2	FHLMC REMIC	Redemption	02/27/2023	FHLMC Multi-Family	3,558,951.72			3,558,951.72
39026	COMM	3137B5KW2	FHLMCM 3.458%	Interest	02/27/2023	FHLMC Multi-Family			28,312.18	28,312.18
39026	COMM	3137B5KW2	FHLMCM 3.458%	Redemption	02/27/2023	FHLMC Multi-Family	22,670.20			22,670.20
39319	COMM	3138LGKH8	FNMA 2.47% MAT	Interest	02/27/2023	FNMA			53,173.61	53,173.61
39319	COMM	3138LGKH8	FNMA 2.47% MAT	Redemption	02/27/2023	FNMA	2,143,806.14			2,143,806.14
39587	COMM	3138LEYD7	FNMA 1.97% MAT	Interest	02/27/2023	FNMA			29,709.85	29,709.85
39587	COMM	3138LEYD7	FNMA 1.97% MAT	Redemption	02/27/2023	FNMA	33,898.99			33,898.99
39654	COMM	3137BP4J5	FNMA 2.446% MAT	Interest	02/27/2023	FHLMC Multi-Family			24,176.90	24,176.90
39654	COMM	3137BP4J5	FNMA 2.446% MAT	Redemption	02/27/2023	FHLMC Multi-Family	281,185.92			281,185.92
40390	COMM	3137BHCV1	FHLMCM 2.811%	Interest	02/27/2023	FHLMC Multi-Family			20,529.13	20,529.13
40390	COMM	3137BHCV1	FHLMCM 2.811%	Redemption	02/27/2023	FHLMC Multi-Family	15,310.28			15,310.28
40511	COMM	3136AXVB8	FNMA 2.646% MAT	Interest	02/27/2023	FNMA			28,852.34	28,852.34
40511	COMM	3136AXVB8	FNMA 2.646% MAT	Redemption	02/27/2023	FNMA	9,510.23			9,510.23
40526	COMM	3137BSP64	FHLMCM 2.34% MAT	Interest	02/27/2023	FHLMC Multi-Family			23,881.60	23,881.60
40526	COMM	3137BSP64	FHLMCM 2.34% MAT	Redemption	02/27/2023	FHLMC Multi-Family	233,398.20			233,398.20
40530	COMM	09661RAD3	BMWOT 0.48% MAT	Interest	02/27/2023	BMW VEHICLE			789.20	789.20
40530	COMM	09661RAD3	BMWOT 0.48% MAT	Redemption	02/27/2023	BMW VEHICLE	323,980.40			323,980.40
40539	COMM	3137BKGH7	FHLMCM 2.712%	Interest	02/27/2023	FHLMC Multi-Family			5,778.02	5,778.02
40539	COMM	3137BKGH7	FHLMCM 2.712%	Redemption	02/27/2023	FHLMC Multi-Family	118,729.41			118,729.41
40540	COMM	3137FUZN7	FHLMCM 0.526%	Interest	02/27/2023	FHLMC Multi-Family			168.64	168.64
40540	COMM	3137FUZN7	FHLMCM 0.526%	Redemption	02/27/2023	FHLMC Multi-Family	9,055.96			9,055.96
40541	COMM	3138L7CU8	FNMA 2.95% MAT	Interest	02/27/2023	FNMA			47,744.25	47,744.25
40541	COMM	3138L7CU8	FNMA 2.95% MAT	Redemption	02/27/2023	FNMA	40,326.95			40,326.95
40630	COMM	3138LJWY2	FHLMCM 2.8% MAT	Interest	02/27/2023	FHLMC Multi-Family			30,727.91	30,727.91
40630	COMM	3138LJWY2	FHLMCM 2.8% MAT	Redemption	02/27/2023	FHLMC Multi-Family	23,499.03			23,499.03
40638	COMM	3137BYLE8	FHLMCM 2.7% MAT	Interest	02/27/2023	FHLMC Multi-Family			14,962.50	14,962.50

SANTA CLARA COUNTY INVESTMENTS
Transaction Activity Report
 Sorted by Transaction Date - Transaction Date

Investment #	Fund	CUSIP	Inv Descrip	TransactionType	TransactionDate	Issuer	New Principal	Principal Paydowns	Interest	Total Cash
40638	COMM	3137BYLE8	FHLMCM 2.7% MAT	Redemption	02/27/2023	FHLMC Multi-Family		241,048.93		241,048.93
40743	COMM	3136AY6S7	FNMMAT FRN MAT	Interest	02/27/2023	FNMA			31,801.05	31,801.05
40743	COMM	3136AY6S7	FNMMAT FRN MAT	Redemption	02/27/2023	FNMA		9,453.25		9,453.25
40784	COMM	3137F72W4	FHLMCM 0.39025%	Interest	02/27/2023	FHLMC Multi-Family			7,799.34	7,799.34
40784	COMM	3137F72W4	FHLMCM 0.39025%	Redemption	02/27/2023	FHLMC Multi-Family		774.36		774.36
40812	COMM	3132XFFH6	FHLMCM 0.77% MAT	Interest	02/27/2023	FHLMC Multi-Family			29,837.50	29,837.50
40812	COMM	3132XFFH6	FHLMCM 0.77% MAT	Redemption	02/27/2023	FHLMC Multi-Family		1,554,837.50		1,554,837.50
40905	COMM	3138LEC33	FNMMAT 2.38% MAT	Interest	02/27/2023	FNMA			19,963.47	19,963.47
40905	COMM	3138LEC33	FNMMAT 2.38% MAT	Redemption	02/27/2023	FNMA		14,321.00		14,321.00
40976	COMM	3137FATE8	FHLMCM 2.982%	Interest	02/27/2023	FHLMC Multi-Family			74,550.00	74,550.00
40976	COMM	3137FATE8	FHLMCM 2.982%	Redemption	02/27/2023	FHLMC Multi-Family		1,741,277.48		1,741,277.48
40983	COMM	3137FF3W5	FHLMCM 0.602%	Interest	02/27/2023	FHLMC Multi-Family			1,975.93	1,975.93
40983	COMM	3137FF3W5	FHLMCM 0.602%	Redemption	02/27/2023	FHLMC Multi-Family		50,687.58		50,687.58
40990	COMM	05591RAC8	BMWLT 0.29% MAT	Interest	02/27/2023	BMW VEHICLE			882.73	882.73
40990	COMM	05591RAC8	BMWLT 0.29% MAT	Redemption	02/27/2023	BMW VEHICLE		1,057,100.99		1,057,100.99
41026	COMM	3137BVYN0	FHLMCM 3.035%	Interest	02/27/2023	FHLMC Multi-Family			21,136.02	21,136.02
41026	COMM	3137BVYN0	FHLMCM 3.035%	Redemption	02/27/2023	FHLMC Multi-Family		2,065,628.62		2,065,628.62
41131	COMM	3137BYLE8	FHLMCM 2.7% MAT	Interest	02/27/2023	FHLMC Multi-Family			11,250.00	11,250.00
41131	COMM	3137BYLE8	FHLMCM 2.7% MAT	Redemption	02/27/2023	FHLMC Multi-Family		180,204.69		180,204.69
41133	COMM	3137FYZG4	FHLMCM 0.861%	Interest	02/27/2023	FHLMC Multi-Family			5,010.82	5,010.82
41133	COMM	3137FYZG4	FHLMCM 0.861%	Redemption	02/27/2023	FHLMC Multi-Family		1,166.76		1,166.76
41164	COMM	3137FPJ55	FHLMCM 2.606%	Interest	02/27/2023	FHLMC Multi-Family			41,401.81	41,401.81
41164	COMM	3137FPJ55	FHLMCM 2.606%	Redemption	02/27/2023	FHLMC Multi-Family		140,177.11		140,177.11
41192	COMM	3137FBAB2	FHLMCM 3.038%	Interest	02/27/2023	FHLMC Multi-Family			23,226.53	23,226.53
41192	COMM	3137FBAB2	FHLMCM 3.038%	Redemption	02/27/2023	FHLMC Multi-Family		149,025.30		149,025.30
41222	COMM	3137H14A1	FHLMCM 0.854%	Interest	02/27/2023	FHLMC Multi-Family			13,584.67	13,584.67
41222	COMM	3137H14A1	FHLMCM 0.854%	Redemption	02/27/2023	FHLMC Multi-Family		57,865.21		57,865.21
41228	COMM	3136AUG21	FNMMAT 2.49552%	Interest	02/27/2023	FNMA			38,566.24	38,566.24
41228	COMM	3136AUG21	FNMMAT 2.49552%	Redemption	02/27/2023	FNMA		24,527.25		24,527.25
41319	COMM	3132XFD47	FHLMCM 2.1% MAT	Interest	02/27/2023	FHLMC Multi-Family			27,125.00	27,125.00
41319	COMM	3132XFD47	FHLMCM 2.1% MAT	Redemption	02/27/2023	FHLMC Multi-Family		407,188.70		407,188.70
41368	COMM	09690AAD5	BMWLT 0.43% MAT	Interest	02/27/2023	BMW VEHICLE			9,316.66	9,316.66
41368	COMM	09690AAD5	BMWLT 0.43% MAT	Redemption	02/27/2023	BMW VEHICLE		1,107,352.54		1,107,352.54
41491	COMM	3138LNKZ3	FNMMAT 3.44% MAT	Interest	02/27/2023	FNMA			7,679.16	7,679.16
41491	COMM	3138LNKZ3	FNMMAT 3.44% MAT	Redemption	02/27/2023	FNMA		3,511.32		3,511.32
41524	COMM	3133LJAN1	FHLM 1.5% MAT	Interest	02/27/2023	FHLMC Single Family			16,362.17	16,362.17
41524	COMM	3133LJAN1	FHLM 1.5% MAT	Redemption	02/27/2023	FHLMC Single Family		197,366.57		197,366.57
41525	COMM	3140QMQJ6	FNMAP 1.5% MAT	Interest	02/27/2023	FNMA SINGLE			14,977.59	14,977.59
41525	COMM	3140QMQJ6	FNMAP 1.5% MAT	Redemption	02/27/2023	FNMA SINGLE		208,228.80		208,228.80
41526	COMM	3140XDHF6	FNMAP 1.5% MAT	Interest	02/27/2023	FNMA SINGLE			26,893.69	26,893.69
41526	COMM	3140XDHF6	FNMAP 1.5% MAT	Redemption	02/27/2023	FNMA SINGLE		237,340.29		237,340.29

SANTA CLARA COUNTY INVESTMENTS
Transaction Activity Report
Sorted by Transaction Date - Transaction Date

Investment #	Fund	CUSIP	Inv Descrip	TransactionType	TransactionDate	Issuer	New Principal	Principal Paydowns	Interest	Total Cash
41675	COMM	3133LPUA3	FHLMC 1.5% MAT	Interest	02/27/2023	FHLMC Single Family			23,586.42	23,586.42
41675	COMM	3133LPUA3	FHLMC 1.5% MAT	Redemption	02/27/2023	FHLMC Single Family		212,533.20		212,533.20
41676	COMM	31418EAD2	FNMAP 1.5% MAT	Interest	02/27/2023	FNMA SINGLE			20,930.12	20,930.12
41676	COMM	31418EAD2	FNMAP 1.5% MAT	Redemption	02/27/2023	FNMA SINGLE		198,985.00		198,985.00
41765	COMM	05601XAC3	BMW VEHICLE	Interest	02/27/2023	BMW VEHICLE			14,895.84	14,895.84
41765	COMM	05601XAC3	BMW VEHICLE	Redemption	02/27/2023	BMW VEHICLE		652,050.64		652,050.64
41791	COMM	3137FQ3Y7	FHLMCM 2.19% MAT	Interest	02/27/2023	FHLMC Multi-Family			34,922.18	34,922.18
41791	COMM	3137FQ3Y7	FHLMCM 2.19% MAT	Redemption	02/27/2023	FHLMC Multi-Family		59,597.34		59,597.34
41803	COMM	3137BEVH4	FHLMC REMIC	Interest	02/27/2023	FHLMC Multi-Family			34,705.70	34,705.70
41803	COMM	3137BEVH4	FHLMC REMIC	Redemption	02/27/2023	FHLMC Multi-Family		686,143.97		686,143.97
41854	COMM	3138LDLP6	FNMA 2.75% MAT	Interest	02/27/2023	FNMA			25,246.89	25,246.89
41854	COMM	3138LDLP6	FNMA 2.75% MAT	Redemption	02/27/2023	FNMA		16,107.63		16,107.63
41892	COMM	3137H6LT0	FHLMCM 1.946%	Interest	02/27/2023	FHLMC Multi-Family			51,041.73	51,041.73
41892	COMM	3137H6LT0	FHLMCM 1.946%	Redemption	02/27/2023	FHLMC Multi-Family		61,213.44		61,213.44
42039	COMM	3138LCT54	FNMA 3.1% MAT	Interest	02/27/2023	FNMA			93,430.56	93,430.56
42039	COMM	3138LCT54	FNMA 3.1% MAT	Redemption	02/27/2023	FNMA		1,110,407.72		1,110,407.72
42046	COMM	3137H73W1	FHLMCM 2.75% MAT	Interest	02/27/2023	FHLMC Multi-Family			42,491.06	42,491.06
42046	COMM	3137H73W1	FHLMCM 2.75% MAT	Redemption	02/27/2023	FHLMC Multi-Family		21,766.14		21,766.14
42093	COMM	3137F1G44	FHLMCM 3.243%	Interest	02/27/2023	FHLMC Multi-Family			94,587.50	94,587.50
42093	COMM	3137F1G44	FHLMCM 3.243%	Redemption	02/27/2023	FHLMC Multi-Family		812,023.38		812,023.38
42099	COMM	3137BXQY1	FHLMCM 3.224%	Interest	02/27/2023	FHLMC Multi-Family			107,466.68	107,466.68
42099	COMM	3137BXQY1	FHLMCM 3.224%	Redemption	02/27/2023	FHLMC Multi-Family		941,821.06		941,821.06
42110	COMM	3137F2LJ3	FHLMCM 3.117%	Interest	02/27/2023	FHLMC Multi-Family			90,912.50	90,912.50
42110	COMM	3137F2LJ3	FHLMCM 3.117%	Redemption	02/27/2023	FHLMC Multi-Family		780,757.61		780,757.61
42111	COMM	3138LDYK3	FNMA 2.55% MAT	Interest	02/27/2023	FNMA NOTES			85,952.91	85,952.91
42111	COMM	3138LDYK3	FNMA 2.55% MAT	Redemption	02/27/2023	FNMA NOTES		82,494.00		82,494.00
42112	COMM	3138LFUJ5	FNMA 2.47% MAT	Interest	02/27/2023	FNMA			42,538.89	42,538.89
42112	COMM	3138LFUJ5	FNMA 2.47% MAT	Redemption	02/27/2023	FNMA		512,015.13		512,015.13
42120	COMM	3136AK2F9	FNMA 3.39768%	Interest	02/27/2023	FNMA			107,771.24	107,771.24
42120	COMM	3136AK2F9	FNMA 3.39768%	Redemption	02/27/2023	FNMA		65,963.80		65,963.80
42133	COMM	3138LD5W9	FNMA 2.625% MAT	Interest	02/27/2023	FNMA			32,812.50	32,812.50
42133	COMM	3138LD5W9	FNMA 2.625% MAT	Redemption	02/27/2023	FNMA		415,332.89		415,332.89
42137	COMM	3138LD5W9	FNMA 2.625% MAT	Interest	02/27/2023	FNMA			32,812.50	32,812.50
42137	COMM	3138LD5W9	FNMA 2.625% MAT	Redemption	02/27/2023	FNMA		414,734.62		414,734.62
42150	COMM	3137F1G44	FHLMCM 3.243%	Interest	02/27/2023	FHLMC Multi-Family			54,050.00	54,050.00
42150	COMM	3137F1G44	FHLMCM 3.243%	Redemption	02/27/2023	FHLMC Multi-Family		458,751.29		458,751.29
42151	COMM	3138LEC82	FNMA 2.57% MAT	Interest	02/27/2023	FNMA			44,261.11	44,261.11
42151	COMM	3138LEC82	FNMA 2.57% MAT	Redemption	02/27/2023	FNMA		542,478.96		542,478.96
42183	COMM	05602RAD3	BMWOT 3.21% MAT	Interest	02/27/2023	BMW VEHICLE			37,450.00	37,450.00
42183	COMM	05602RAD3	BMWOT 3.21% MAT	Redemption	02/27/2023	BMW VEHICLE		328,342.95		328,342.95
42187	COMM	3137F4CY6	FHLMCM 2.92% MAT	Interest	02/27/2023	FHLMC Multi-Family			60,512.73	60,512.73

SANTA CLARA COUNTY INVESTMENTS
Transaction Activity Report
Sorted by Transaction Date - Transaction Date

Investment #	Fund	CUSIP	Inv Descrip	TransactionType	TransactionDate	Issuer	New Principal	Principal Paydowns	Interest	Total Cash
42187	COMM	3137F4CY6	FHLMCM 2.92% MAT	Redemption	02/27/2023	FHLMC Multi-Family		9,996.00		9,996.00
42188	COMM	3140HV6S8	FNMAM 2.19% MAT	Interest	02/27/2023	FNMA			56,575.00	56,575.00
42188	COMM	3140HV6S8	FNMAM 2.19% MAT	Redemption	02/27/2023	FNMA		749,901.55		749,901.55
42205	COMM	3137FMD25	FHLMCM 2.875%	Interest	02/27/2023	FHLMC Multi-Family			47,772.91	47,772.91
42205	COMM	3137FMD25	FHLMCM 2.875%	Redemption	02/27/2023	FHLMC Multi-Family		571,199.54		571,199.54
42234	COMM	3138LD5W9	FNMAM 2.625% MAT	Interest	02/27/2023	FNMA			17,500.00	17,500.00
42234	COMM	3138LD5W9	FNMAM 2.625% MAT	Redemption	02/27/2023	FNMA		223,513.97		223,513.97
42757	COMM	3137FBAJ5	FHLMCM 3.281%	Interest	02/27/2023	FHLMC Multi-Family			29,255.59	29,255.59
42757	COMM	3137FBAJ5	FHLMCM 3.281%	Redemption	02/27/2023	FHLMC Multi-Family		221,371.02		221,371.02
42758	COMM	3138L5FA3	FNMAM 3.765% MAT	Interest	02/27/2023	FNMA			57,212.78	57,212.78
42758	COMM	3138L5FA3	FNMAM 3.765% MAT	Redemption	02/27/2023	FNMA		8,602,598.23		8,602,598.23
42764	COMM	3137BYLD0	FHLMCM 3.288%	Interest	02/27/2023	FHLMC Multi-Family			54,800.00	54,800.00
42764	COMM	3137BYLD0	FHLMCM 3.288%	Redemption	02/27/2023	FHLMC Multi-Family		456,630.48		456,630.48
42786	COMM	3137F4X23	FHLMCM 3.6% MAT	Interest	02/27/2023	FHLMC Multi-Family			21,900.00	21,900.00
42786	COMM	3137F4X23	FHLMCM 3.6% MAT	Redemption	02/27/2023	FHLMC Multi-Family		299,279.43		299,279.43
42878	COMM	3138LCT54	FNMAM 3.1% MAT	Interest	02/27/2023	FNMA			26,694.44	26,694.44
42878	COMM	3138LCT54	FNMAM 3.1% MAT	Redemption	02/27/2023	FNMA		306,759.62		306,759.62
42878	COMM	3138LCT54	FNMAM 3.1% MAT	Interest	02/27/2023	FNMA			-20,666.67	-20,666.67
42878	COMM	3138LCT54	FNMAM 3.1% MAT	Redemption	02/27/2023	FNMA				0.00
Totals for 02/27/2023							192,057,029.31	288,059,359.78	2,963,956.13	98,966,286.60
42955	COMM	16536JQ18	CHES DISC NOTE	Purchase	02/28/2023	CHESHAM FINANCE	74,990,500.00			-74,990,500.00
42956	COMM	5148X1Q14	LANDES DISC NOTE	Purchase	02/28/2023	LANDES	124,984,201.40			-124,984,201.40
41658	COMM	912828P79	UNITED STATES	Redemption	02/28/2023	U.S. TREASURY		40,000,000.00		40,000,000.00
42714	COMM	313384CL1	FHDN DISC NOTE	Redemption	02/28/2023	FHLB DISCOUNT		85,000,000.00		85,000,000.00
42951	COMM	16536JPU5	CHES DISC NOTE	Redemption	02/28/2023	CHESHAM FINANCE		75,000,000.00		75,000,000.00
42952	COMM	5148X1PU1	LANDES DISC NOTE	Redemption	02/28/2023	LANDES		24,300,000.00		24,300,000.00
42953	COMM	63873KPU5	NATXNY DISC NOTE	Redemption	02/28/2023	NATIXIS NY		50,000,000.00		50,000,000.00
41011	COMM	91282CAJ0	UNITED STATES	Interest	02/28/2023	U.S. TREASURY			37,500.00	37,500.00
41067	COMM	91282CAJ0	UNITED STATES	Interest	02/28/2023	U.S. TREASURY			37,500.00	37,500.00
41475	COMM	3130ANYM6	FEDERAL HOME	Interest	02/28/2023	FHLB NOTES			15,625.00	15,625.00
41517	COMM	91282CAJ0	UNITED STATES	Interest	02/28/2023	U.S. TREASURY			37,500.00	37,500.00
41613	COMM	9128282D1	UNITED STATES	Interest	02/28/2023	U.S. TREASURY			275,000.00	275,000.00
41656	COMM	912828YD6	UNITED STATES	Interest	02/28/2023	U.S. TREASURY			275,000.00	275,000.00
41658	COMM	912828P79	UNITED STATES	Interest	02/28/2023	U.S. TREASURY			300,000.00	300,000.00
41941	COMM	3130ARHG9	FEDERAL HOME	Interest	02/28/2023	FHLB NOTES			265,625.00	265,625.00
Totals for 02/28/2023							199,974,701.40	274,300,000.00	1,243,750.00	75,569,048.60
42957	COMM	16536JQ26	CHES DISC NOTE	Purchase	03/01/2023	CHESHAM FINANCE	74,990,500.00			-74,990,500.00
42958	COMM	5148X1Q22	LANDES DISC NOTE	Purchase	03/01/2023	LANDES	124,984,201.40			-124,984,201.40
42959	COMM	63873KQ26	NATXNY DISC NOTE	Purchase	03/01/2023	NATIXIS NY	49,993,680.56			-49,993,680.56
42955	COMM	16536JQ18	CHES DISC NOTE	Redemption	03/01/2023	CHESHAM FINANCE		75,000,000.00		75,000,000.00

Portfolio SCL2

AP

SANTA CLARA COUNTY INVESTMENTS
Transaction Activity Report
 Sorted by Transaction Date - Transaction Date

Investment #	Fund	CUSIP	Inv Descrip	TransactionType	TransactionDate	Issuer	New Principal	Principal Paydowns	Interest	Total Cash
42956	COMM	5148X1Q14	LANDES DISC NOTE	Redemption	03/01/2023	LANDES		125,000,000.00		125,000,000.00
41342	COMM	59217GK1	MET LI 0.45% MAT	Interest	03/01/2023	MET LIFE GLOBAL			22,034.25	22,034.25
41869	COMM	3133ENQD5	FEDERAL FARM CR	Interest	03/01/2023	FFCB NOTES			75,950.00	75,950.00
41870	COMM	3133ENQD5	FEDERAL FARM CR	Interest	03/01/2023	FFCB NOTES			108,500.00	108,500.00
41871	COMM	3133ENQD5	FEDERAL FARM CR	Interest	03/01/2023	FFCB NOTES			108,500.00	108,500.00
Totals for 03/01/2023							249,968,381.96	200,000,000.00	314,984.25	-49,653,397.71
42960	COMM	16536JQ34	CHES DISC NOTE	Purchase	03/02/2023	CHESHAM FINANCE	74,990,500.00			-74,990,500.00
42961	COMM	5148X1Q30	LANDES DISC NOTE	Purchase	03/02/2023	LANDES	124,984,201.40			-124,984,201.40
42962	COMM	63873KQ34	NATXNY DISC NOTE	Purchase	03/02/2023	NATIXIS NY	49,993,680.56			-49,993,680.56
42957	COMM	16536JQ26	CHES DISC NOTE	Redemption	03/02/2023	CHESHAM FINANCE		75,000,000.00		75,000,000.00
42958	COMM	5148X1Q22	LANDES DISC NOTE	Redemption	03/02/2023	LANDES		125,000,000.00		125,000,000.00
42959	COMM	63873KQ26	NATXNY DISC NOTE	Redemption	03/02/2023	NATIXIS NY		50,000,000.00		50,000,000.00
34292	COMM	SYS34292	MSTI 0.%	Interest	03/02/2023	MORGAN STANLEY			240,315.75	240,315.75
34292	COMM	SYS34292	MSTI 0.%	Purchase	03/02/2023	MORGAN STANLEY	240,315.75			-240,315.75
37590	COMM	SYS37590	JPM TE 0.44%	Interest	03/02/2023	JP MORGAN US			76.35	76.35
37590	COMM	SYS37590	JPM TE 0.44%	Purchase	03/02/2023	JP MORGAN US	76.35			-76.35
40461	COMM	SYS40461	DGCXX 0.%	Interest	03/02/2023	DREYFUS			687,104.00	687,104.00
40461	COMM	SYS40461	DGCXX 0.%	Purchase	03/02/2023	DREYFUS	687,104.00			-687,104.00
42588	COMM	SYS42588	OPGX	Interest	03/02/2023	STATE STREET US			1,497,187.67	1,497,187.67
42588	COMM	SYS42588	OPGX	Purchase	03/02/2023	STATE STREET US	1,497,187.67			-1,497,187.67
Totals for 03/02/2023							252,393,065.73	250,000,000.00	2,424,683.77	31,618.04
42963	COMM	16536JQ67	CHES DISC NOTE	Purchase	03/03/2023	CHESHAM FINANCE	74,971,500.00			-74,971,500.00
42965	COMM	3130AV7L0	FEDERAL HOME	Purchase	03/03/2023	FHLB NOTES	39,947,200.00			-39,947,200.00
42964	COMM	63873KQ67	NATXNY DISC NOTE	Purchase	03/03/2023	NATIXIS NY	49,981,041.67			-49,981,041.67
39105	COMM	3133EJY60	FEDERAL FARM CR	Redemption	03/03/2023	FFCB NOTES		12,500,000.00		12,500,000.00
42960	COMM	16536JQ34	CHES DISC NOTE	Redemption	03/03/2023	CHESHAM FINANCE		75,000,000.00		75,000,000.00
42961	COMM	5148X1Q30	LANDES DISC NOTE	Redemption	03/03/2023	LANDES		125,000,000.00		125,000,000.00
42962	COMM	63873KQ34	NATXNY DISC NOTE	Redemption	03/03/2023	NATIXIS NY		50,000,000.00		50,000,000.00
39105	COMM	3133EJY60	FEDERAL FARM CR	Interest	03/03/2023	FFCB NOTES			188,750.00	188,750.00
40568	COMM	3133EL5S9	FEDERAL FARM CR	Interest	03/03/2023	FFCB NOTES			48,000.00	48,000.00
Totals for 03/03/2023							164,899,741.67	262,500,000.00	236,750.00	97,837,008.33
42966	COMM	16536JQ75	CHES DISC NOTE	Purchase	03/06/2023	CHESHAM FINANCE	74,990,500.00			-74,990,500.00
42967	COMM	5148X1Q71	LANDES DISC NOTE	Purchase	03/06/2023	LANDES	124,984,201.40			-124,984,201.40
42968	COMM	63873KQ75	NATXNY DISC NOTE	Purchase	03/06/2023	NATIXIS NY	49,993,680.56			-49,993,680.56
42963	COMM	16536JQ67	CHES DISC NOTE	Redemption	03/06/2023	CHESHAM FINANCE		75,000,000.00		75,000,000.00
42964	COMM	63873KQ67	NATXNY DISC NOTE	Redemption	03/06/2023	NATIXIS NY		50,000,000.00		50,000,000.00
40505	COMM	30231GAF9	EXXON MOBIL	Interest	03/06/2023	EXXON MOBIL			67,725.00	67,725.00
41278	COMM	3130ALEY6	FEDERAL HOME	Interest	03/06/2023	FHLB NOTES			98,920.00	98,920.00
Totals for 03/06/2023							249,968,381.96	125,000,000.00	166,645.00	-124,801,736.96

SANTA CLARA COUNTY INVESTMENTS
Transaction Activity Report
 Sorted by Transaction Date - Transaction Date

Investment #	Fund	CUSIP	Inv Descrip	TransactionType	TransactionDate	Issuer	New Principal	Principal Paydowns	Interest	Total Cash
42969	COMM	16536JQ83	CHES DISC NOTE	Purchase	03/07/2023	CHESHAM FINANCE	74,990,500.00			-74,990,500.00
42970	COMM	5148X1Q89	LANDES DISC NOTE	Purchase	03/07/2023	LANDES	124,984,201.40			-124,984,201.40
42971	COMM	63873KQ83	NATXNY DISC NOTE	Purchase	03/07/2023	NATIXIS NY	49,993,680.56			-49,993,680.56
42966	COMM	16536JQ75	CHES DISC NOTE	Redemption	03/07/2023	CHESHAM FINANCE		75,000,000.00		75,000,000.00
42967	COMM	5148X1Q71	LANDES DISC NOTE	Redemption	03/07/2023	LANDES		125,000,000.00		125,000,000.00
42968	COMM	63873KQ75	NATXNY DISC NOTE	Redemption	03/07/2023	NATIXIS NY		50,000,000.00		50,000,000.00
Totals for 03/07/2023							249,968,381.96	250,000,000.00		31,618.04
42972	COMM	16536JQ91	CHES DISC NOTE	Purchase	03/08/2023	CHESHAM FINANCE	74,990,500.00			-74,990,500.00
42973	COMM	5148X1Q97	LANDES DISC NOTE	Purchase	03/08/2023	LANDES	124,984,201.40			-124,984,201.40
42974	COMM	63873KQ91	NATXNY DISC NOTE	Purchase	03/08/2023	NATIXIS NY	49,993,680.56			-49,993,680.56
42969	COMM	16536JQ83	CHES DISC NOTE	Redemption	03/08/2023	CHESHAM FINANCE		75,000,000.00		75,000,000.00
42970	COMM	5148X1Q89	LANDES DISC NOTE	Redemption	03/08/2023	LANDES		125,000,000.00		125,000,000.00
42971	COMM	63873KQ83	NATXNY DISC NOTE	Redemption	03/08/2023	NATIXIS NY		50,000,000.00		50,000,000.00
39362	COMM	3130AB3H7	FEDERAL HOME	Interest	03/08/2023	FHLB NOTES			169,218.75	169,218.75
39936	COMM	3130A3DL5	FEDERAL HOME	Interest	03/08/2023	FHLB NOTES			118,037.50	118,037.50
40571	COMM	3137EAEW5	FEDERAL HOME LN	Interest	03/08/2023	FHLMC NOTES			43,750.00	43,750.00
40576	COMM	3137EAEW5	FEDERAL HOME LN	Interest	03/08/2023	FHLMC NOTES			25,000.00	25,000.00
40811	COMM	3133EMJV5	FFCB FLOAT MAT	Interest	03/08/2023	FFCB NOTES			502,825.00	502,825.00
42563	COMM	3130A0XE5	FEDERAL HOME	Interest	03/08/2023	FHLB NOTES			292,500.00	292,500.00
42563	COMM	3130A0XE5	FEDERAL HOME	Accr Int	03/08/2023	FHLB NOTES		21,125.00	-21,125.00	0.00
42785	COMM	06417MQ32	BANK OF NOVA	Interest	03/08/2023	BANK OF NOVA			748,763.86	748,763.86
Totals for 03/08/2023							249,968,381.96	250,021,125.00	1,878,970.11	1,931,713.15
42975	COMM	16536JQA8	CHES DISC NOTE	Purchase	03/09/2023	CHESHAM FINANCE	74,990,500.00			-74,990,500.00
42976	COMM	5148X1QA4	LANDES DISC NOTE	Purchase	03/09/2023	LANDES	124,984,201.40			-124,984,201.40
42977	COMM	63873KQA8	NATXNY DISC NOTE	Purchase	03/09/2023	NATIXIS NY	49,993,680.56			-49,993,680.56
42725	COMM	313384CV9	FHDN DISC NOTE	Redemption	03/09/2023	FHLB DISCOUNT		75,000,000.00		75,000,000.00
42972	COMM	16536JQ91	CHES DISC NOTE	Redemption	03/09/2023	CHESHAM FINANCE		75,000,000.00		75,000,000.00
42973	COMM	5148X1Q97	LANDES DISC NOTE	Redemption	03/09/2023	LANDES		125,000,000.00		125,000,000.00
42974	COMM	63873KQ91	NATXNY DISC NOTE	Redemption	03/09/2023	NATIXIS NY		50,000,000.00		50,000,000.00
40581	COMM	3133EL6E9	FEDERAL FARM CR	Interest	03/09/2023	FFCB NOTES			31,500.00	31,500.00
42542	COMM	931142EW9	WALMART INC, SR	Interest	03/09/2023	WALMART			390,000.00	390,000.00
42578	COMM	931142EX7	WALMART INC, SR	Interest	03/09/2023	WALMART			197,500.00	197,500.00
42578	COMM	931142EX7	WALMART INC, SR	Accr Int	03/09/2023	WALMART		19,750.00	-19,750.00	0.00
Totals for 03/09/2023							249,968,381.96	325,019,750.00	599,250.00	75,650,618.04
42978	COMM	16536JQD2	CHES DISC NOTE	Purchase	03/10/2023	CHESHAM FINANCE	74,971,500.00			-74,971,500.00
42979	COMM	5148X1QD8	LANDES DISC NOTE	Purchase	03/10/2023	LANDES	124,952,604.17			-124,952,604.17
42980	COMM	63873KQD2	NATXNY DISC NOTE	Purchase	03/10/2023	NATIXIS NY	49,981,041.67			-49,981,041.67
42975	COMM	16536JQA8	CHES DISC NOTE	Redemption	03/10/2023	CHESHAM FINANCE		75,000,000.00		75,000,000.00
42976	COMM	5148X1QA4	LANDES DISC NOTE	Redemption	03/10/2023	LANDES		125,000,000.00		125,000,000.00

SANTA CLARA COUNTY INVESTMENTS
Transaction Activity Report
 Sorted by Transaction Date - Transaction Date

Investment #	Fund	CUSIP	Inv Descrip	TransactionType	TransactionDate	Issuer	New Principal	Principal Paydowns	Interest	Total Cash
42977	COMM	63873KQA8	NATXNY DISC NOTE	Redemption	03/10/2023	NATIXIS NY		50,000,000.00		50,000,000.00
41408	COMM	3133EM4X7	FEDERAL FARM CR	Interest	03/10/2023	FFCB NOTES			51,184.00	51,184.00
41209	COMM	14687TAC1	CRVNA 0.49% MAT	Interest	03/10/2023	Carvana Auto			4,811.27	4,811.27
41209	COMM	14687TAC1	CRVNA 0.49% MAT	Redemption	03/10/2023	Carvana Auto		754,600.02		754,600.02
41406	COMM	14687JAD1	CRVNA 0.38% MAT	Interest	03/10/2023	Carvana Auto			555.73	555.73
41406	COMM	14687JAD1	CRVNA 0.38% MAT	Redemption	03/10/2023	Carvana Auto		506,726.77		506,726.77
Totals for 03/10/2023							249,905,145.84	251,261,326.79	56,551.00	1,412,731.95
42981	COMM	16536JQE0	CHES DISC NOTE	Purchase	03/13/2023	CHESHAM FINANCE	74,990,500.00			-74,990,500.00
42982	COMM	5148X1QE6	LANDES DISC NOTE	Purchase	03/13/2023	LANDES	124,984,201.40			-124,984,201.40
42983	COMM	63873KQE0	NATXNY DISC NOTE	Purchase	03/13/2023	NATIXIS NY	49,993,680.56			-49,993,680.56
42978	COMM	16536JQD2	CHES DISC NOTE	Redemption	03/13/2023	CHESHAM FINANCE		75,000,000.00		75,000,000.00
42979	COMM	5148X1QD8	LANDES DISC NOTE	Redemption	03/13/2023	LANDES		125,000,000.00		125,000,000.00
42980	COMM	63873KQD2	NATXNY DISC NOTE	Redemption	03/13/2023	NATIXIS NY		50,000,000.00		50,000,000.00
39852	COMM	3130A2UW4	FEDERAL HOME	Interest	03/13/2023	FHLB NOTES			143,750.00	143,750.00
39985	COMM	3130A2UW4	FEDERAL HOME	Interest	03/13/2023	FHLB NOTES			431,250.00	431,250.00
40135	COMM	3133ELCS1	FEDERAL FARM CR	Interest	03/13/2023	FFCB NOTES			111,987.50	111,987.50
40501	COMM	3130A2UW4	FEDERAL HOME	Interest	03/13/2023	FHLB NOTES			71,875.00	71,875.00
41509	COMM	3130A8ZQ9	FEDERAL HOME	Interest	03/13/2023	FHLB NOTES			175,000.00	175,000.00
42503	COMM	3130AFBC0	FEDERAL HOME	Interest	03/13/2023	FHLB NOTES			325,000.00	325,000.00
42784	COMM	3130ATVD6	FEDERAL HOME	Interest	03/13/2023	FHLB NOTES			170,625.00	170,625.00
42784	COMM	3130ATVD6	FEDERAL HOME	Accr Int	03/13/2023	FHLB NOTES		51,458.33	-51,458.33	0.00
Totals for 03/13/2023							249,968,381.96	250,051,458.33	1,378,029.17	1,461,105.54
42984	COMM	16536JQF7	CHES DISC NOTE	Purchase	03/14/2023	CHESHAM FINANCE	74,990,500.00			-74,990,500.00
42985	COMM	5148X1QF3	LANDES DISC NOTE	Purchase	03/14/2023	LANDES	124,984,201.40			-124,984,201.40
42986	COMM	63873KQF7	NATXNY DISC NOTE	Purchase	03/14/2023	NATIXIS NY	49,993,680.56			-49,993,680.56
42981	COMM	16536JQE0	CHES DISC NOTE	Redemption	03/14/2023	CHESHAM FINANCE		75,000,000.00		75,000,000.00
42982	COMM	5148X1QE6	LANDES DISC NOTE	Redemption	03/14/2023	LANDES		125,000,000.00		125,000,000.00
42983	COMM	63873KQE0	NATXNY DISC NOTE	Redemption	03/14/2023	NATIXIS NY		50,000,000.00		50,000,000.00
41180	COMM	3133EMH70	FFCB FLOAT 0.04%	Interest	03/14/2023	FFCB NOTES			276,847.22	276,847.22
41365	COMM	3130ANVR8	FEDERAL HOME	Interest	03/14/2023	FHLB NOTES			120,000.00	120,000.00
41653	COMM	3133ENGX2	FFCB FRN MAT	Interest	03/14/2023	FFCB NOTES			111,280.56	111,280.56
Totals for 03/14/2023							249,968,381.96	250,000,000.00	508,127.78	539,745.82
42987	COMM	16536JQG5	CHES DISC NOTE	Purchase	03/15/2023	CHESHAM FINANCE	74,990,500.00			-74,990,500.00
42988	COMM	5148X1QG1	LANDES DISC NOTE	Purchase	03/15/2023	LANDES	124,984,201.40			-124,984,201.40
42989	COMM	63873KQG5	NATXNY DISC NOTE	Purchase	03/15/2023	NATIXIS NY	49,993,680.56			-49,993,680.56
39544	COMM	084670BR8	BERKSHIRE	Redemption	03/15/2023	BERKSHIRE		16,624,000.00		16,624,000.00
40038	COMM	89233MAD5	TAOT 1.92% MAT	Redemption	03/15/2023	TOYOTA AUTO REC		173,180.62		173,180.62
40080	COMM	084670BR8	BERKSHIRE	Redemption	03/15/2023	BERKSHIRE		21,623,000.00		21,623,000.00
40294	COMM	41284UAD6	HDMOT 1.87% MAT	Redemption	03/15/2023	Harley-Davidson Moto		182,987.54		182,987.54

SANTA CLARA COUNTY INVESTMENTS
Transaction Activity Report
Sorted by Transaction Date - Transaction Date

Investment #	Fund	CUSIP	Inv Descrip	TransactionType	TransactionDate	Issuer	New Principal	Principal Paydowns	Interest	Total Cash
42984	COMM	16536JQF7	CHES DISC NOTE	Redemption	03/15/2023	CHESHAM FINANCE		75,000,000.00		75,000,000.00
42985	COMM	5148X1QF3	LANDES DISC NOTE	Redemption	03/15/2023	LANDES		125,000,000.00		125,000,000.00
42986	COMM	63873KQF7	NATXNY DISC NOTE	Redemption	03/15/2023	NATIXIS NY		50,000,000.00		50,000,000.00
39544	COMM	084670BR8	BERKSHIRE	Interest	03/15/2023	BERKSHIRE			228,580.00	228,580.00
39998	COMM	30231GAC6	EXXON MOBIL	Interest	03/15/2023	EXXON MOBIL			79,400.00	79,400.00
40080	COMM	084670BR8	BERKSHIRE	Interest	03/15/2023	BERKSHIRE			297,316.25	297,316.25
41908	COMM	084664CZ2	BRK 2.3% MAT	Interest	03/15/2023	BERKSHIRE			460,000.00	460,000.00
40038	COMM	89233MAD5	TAOT 1.92% MAT	Interest	03/15/2023	TOYOTA AUTO REC			277.11	277.11
40038	COMM	89233MAD5	TAOT 1.92% MAT	Redemption	03/15/2023	TOYOTA AUTO REC		16,440.99		16,440.99
40038	COMM	89233MAD5	TAOT 1.92% MAT	Interest	03/15/2023	TOYOTA AUTO REC				0.00
40038	COMM	89233MAD5	TAOT 1.92% MAT	Redemption	03/15/2023	TOYOTA AUTO REC				0.00
40294	COMM	41284UAD6	HDMOT 1.87% MAT	Interest	03/15/2023	Harley-Davidson Moto			285.22	285.22
40294	COMM	41284UAD6	HDMOT 1.87% MAT	Redemption	03/15/2023	Harley-Davidson Moto		9,949.33		9,949.33
40294	COMM	41284UAD6	HDMOT 1.87% MAT	Interest	03/15/2023	Harley-Davidson Moto				0.00
40294	COMM	41284UAD6	HDMOT 1.87% MAT	Redemption	03/15/2023	Harley-Davidson Moto				0.00
40340	COMM	14043MAC5	COPAR 1.6% MAT	Interest	03/15/2023	CAPITAL ONE			6,143.53	6,143.53
40340	COMM	14043MAC5	COPAR 1.6% MAT	Redemption	03/15/2023	CAPITAL ONE		841,133.43		841,133.43
40515	COMM	58769VAC4	MBART 0.55% MAT	Interest	03/15/2023	MERCEDES -BENZ			612.37	612.37
40515	COMM	58769VAC4	MBART 0.55% MAT	Redemption	03/15/2023	MERCEDES -BENZ		163,359.41		163,359.41
40533	COMM	47787NAC3	JDOT 0.51% MAT	Interest	03/15/2023	JOHN DEERE			516.05	516.05
40533	COMM	47787NAC3	JDOT 0.51% MAT	Redemption	03/15/2023	JOHN DEERE		186,991.83		186,991.83
40930	COMM	89240BAC2	TOYOTA AUTO	Interest	03/15/2023	TOYOTA AUTO REC			1,977.04	1,977.04
40930	COMM	89240BAC2	TOYOTA AUTO	Redemption	03/15/2023	TOYOTA AUTO REC		722,838.25		722,838.25
40937	COMM	98164EAC9	WOART 0.3% MAT	Interest	03/15/2023	WORLD OMNI AUTO			2,349.31	2,349.31
40937	COMM	98164EAC9	WOART 0.3% MAT	Redemption	03/15/2023	WORLD OMNI AUTO		531,695.47		531,695.47
40958	COMM	34532NAC9	FORDO 0.3% MAT	Interest	03/15/2023	FORD CREDIT AUTO			3,344.24	3,344.24
40958	COMM	34532NAC9	FORDO 0.3% MAT	Redemption	03/15/2023	FORD CREDIT AUTO		909,701.36		909,701.36
40991	COMM	47788UAC6	JDOT 0.36% MAT	Interest	03/15/2023	JOHN DEERE			1,743.67	1,743.67
40991	COMM	47788UAC6	JDOT 0.36% MAT	Redemption	03/15/2023	JOHN DEERE		333,519.89		333,519.89
41111	COMM	44933LAC7	HART 0.38% MAT	Interest	03/15/2023	HYUNDAI AUTO			2,460.05	2,460.05
41111	COMM	44933LAC7	HART 0.38% MAT	Redemption	03/15/2023	HYUNDAI AUTO		532,288.64		532,288.64
41182	COMM	89190GAC1	TAOT 0.26% MAT	Interest	03/15/2023	TOYOTA AUTO REC			5,925.63	5,925.63
41182	COMM	89190GAC1	TAOT 0.26% MAT	Redemption	03/15/2023	TOYOTA AUTO REC		1,652,098.65		1,652,098.65
41187	COMM	44891VAC5	HALST 0.33% MAT	Interest	03/15/2023	Hyundai Auto Lease S			4,906.58	4,906.58
41187	COMM	44891VAC5	HALST 0.33% MAT	Redemption	03/15/2023	Hyundai Auto Lease S		2,430,427.12		2,430,427.12
41206	COMM	65480BAC1	NAROT 0.33% MAT	Interest	03/15/2023	Nissan Auto Receivab			10,788.84	10,788.84
41206	COMM	65480BAC1	NAROT 0.33% MAT	Redemption	03/15/2023	Nissan Auto Receivab		2,205,280.72		2,205,280.72
41220	COMM	58769KAD6	MBALT 0.4% MAT	Interest	03/15/2023	MERCEDES-BENZ			4,812.04	4,812.04
41220	COMM	58769KAD6	MBALT 0.4% MAT	Redemption	03/15/2023	MERCEDES-BENZ		975,211.99		975,211.99
41240	COMM	47789QAC4	JDOT 0.52% MAT	Interest	03/15/2023	JOHN DEERE			3,466.66	3,466.66
41240	COMM	47789QAC4	JDOT 0.52% MAT	Redemption	03/15/2023	JOHN DEERE		233,934.91		233,934.91

SANTA CLARA COUNTY INVESTMENTS
Transaction Activity Report
 Sorted by Transaction Date - Transaction Date

Investment #	Fund	CUSIP	Inv Descrip	TransactionType	TransactionDate	Issuer	New Principal	Principal Paydowns	Interest	Total Cash
41242	COMM	14041NFW6	COMET 0.55% MAT	Interest	03/15/2023	CAPITAL ONE MULTI			10,770.83	10,770.83
41242	COMM	14041NFW6	COMET 0.55% MAT	Redemption	03/15/2023	CAPITAL ONE MULTI		641,822.09		641,822.09
41387	COMM	44933MAC5	HALST 0.38% MAT	Interest	03/15/2023	Hyundai Auto Lease S			7,995.84	7,995.84
41387	COMM	44933MAC5	HALST 0.38% MAT	Redemption	03/15/2023	Hyundai Auto Lease S		1,331,775.15		1,331,775.15
41389	COMM	58772WAC7	MBART 0.46% MAT	Interest	03/15/2023	MERCEDES -BENZ			7,762.49	7,762.49
41389	COMM	58772WAC7	MBART 0.46% MAT	Redemption	03/15/2023	MERCEDES -BENZ		562,645.26		562,645.26
41397	COMM	345329AC0	FORDL 0.37% MAT	Interest	03/15/2023	FORD CREDIT AUTO			6,474.99	6,474.99
41397	COMM	345329AC0	FORDL 0.37% MAT	Redemption	03/15/2023	FORD CREDIT AUTO		2,222,125.44		2,222,125.44
41402	COMM	254683CP8	DCENT 0.58% MAT	Interest	03/15/2023	DISCOVER CARD			9,666.66	9,666.66
41402	COMM	254683CP8	DCENT 0.58% MAT	Redemption	03/15/2023	DISCOVER CARD		519,909.56		519,909.56
41476	COMM	14044CAC6	COPAR 0.77% MAT	Interest	03/15/2023	CAPITAL ONE			8,983.32	8,983.32
41476	COMM	14044CAC6	COPAR 0.77% MAT	Redemption	03/15/2023	CAPITAL ONE		360,581.97		360,581.97
41521	COMM	89238JAC9	TAOT 0.71% MAT	Interest	03/15/2023	TOYOTA AUTO REC			6,804.17	6,804.17
41521	COMM	89238JAC9	TAOT 0.71% MAT	Redemption	03/15/2023	TOYOTA AUTO REC		329,640.43		329,640.43
41529	COMM	02582JJR2	AMXCA 0.9% MAT	Interest	03/15/2023	AMERICAN			24,375.00	24,375.00
41529	COMM	02582JJR2	AMXCA 0.9% MAT	Redemption	03/15/2023	AMERICAN		780,631.45		780,631.45
41612	COMM	14041NFY2	CAPITAL ONE MULTI	Interest	03/15/2023	CAPITAL ONE MULTI			31,200.01	31,200.01
41612	COMM	14041NFY2	CAPITAL ONE MULTI	Redemption	03/15/2023	CAPITAL ONE MULTI		862,692.78		862,692.78
41766	COMM	44891WAC3	HALST 1.16% MAT	Interest	03/15/2023	Hyundai Auto Lease S			12,808.34	12,808.34
41766	COMM	44891WAC3	HALST 1.16% MAT	Redemption	03/15/2023	Hyundai Auto Lease S		599,944.98		599,944.98
41776	COMM	345286AC2	FORDO 1.29% MAT	Interest	03/15/2023	FORD CREDIT AUTO			12,900.00	12,900.00
41776	COMM	345286AC2	FORDO 1.29% MAT	Redemption	03/15/2023	FORD CREDIT AUTO		321,390.73		321,390.73
41797	COMM	89239KAC5	TAOT 1.23% MAT	Interest	03/15/2023	TOYOTA AUTO REC			13,325.00	13,325.00
41797	COMM	89239KAC5	TAOT 1.23% MAT	Redemption	03/15/2023	TOYOTA AUTO REC		348,467.01		348,467.01
41855	COMM	43815BAC4	HAROT 1.88% MAT	Interest	03/15/2023	HONDA AUTO			36,033.34	36,033.34
41855	COMM	43815BAC4	HAROT 1.88% MAT	Redemption	03/15/2023	HONDA AUTO		621,460.67		621,460.67
41856	COMM	65479QAC1	NAROT 1.86% MAT	Interest	03/15/2023	Nissan Auto Receivab			26,815.00	26,815.00
41856	COMM	65479QAC1	NAROT 1.86% MAT	Redemption	03/15/2023	Nissan Auto Receivab		426,378.68		426,378.68
41910	COMM	47787JAC2	JDOT 2.32% MAT	Interest	03/15/2023	JOHN DEERE			19,333.33	19,333.33
41910	COMM	47787JAC2	JDOT 2.32% MAT	Redemption	03/15/2023	JOHN DEERE		237,692.64		237,692.64
41919	COMM	02589BAA8	AMXCA 2.21% MAT	Interest	03/15/2023	AMERICAN			35,912.51	35,912.51
41919	COMM	02589BAA8	AMXCA 2.21% MAT	Redemption	03/15/2023	AMERICAN		419,283.42		419,283.42
41952	COMM	14041NFZ9	COMET 2.8% MAT	Interest	03/15/2023	CAPITAL ONE MULTI			44,333.33	44,333.33
41952	COMM	14041NFZ9	COMET 2.8% MAT	Redemption	03/15/2023	CAPITAL ONE MULTI		400,943.09		400,943.09
42020	COMM	98163NAC0	WOLS 3.21% MAT	Interest	03/15/2023	WORLD OMNI			8,025.00	8,025.00
42020	COMM	98163NAC0	WOLS 3.21% MAT	Redemption	03/15/2023	WORLD OMNI		121,516.81		121,516.81
42040	COMM	41284YAD8	HDMOT 3.06% MAT	Interest	03/15/2023	Harley-Davidson Moto			63,750.00	63,750.00
42040	COMM	41284YAD8	HDMOT 3.06% MAT	Redemption	03/15/2023	Harley-Davidson Moto		535,576.25		535,576.25
42066	COMM	34528LAD7	FORDL 3.23% MAT	Interest	03/15/2023	FORD CREDIT AUTO			80,750.01	80,750.01
42066	COMM	34528LAD7	FORDL 3.23% MAT	Redemption	03/15/2023	FORD CREDIT AUTO		1,126,158.83		1,126,158.83
42084	COMM	14317HAC5	CARMX 3.49% MAT	Interest	03/15/2023	CARMAX AUTO			52,349.99	52,349.99

SANTA CLARA COUNTY INVESTMENTS
Transaction Activity Report
 Sorted by Transaction Date - Transaction Date

Investment #	Fund	CUSIP	Inv Descrip	TransactionType	TransactionDate	Issuer	New Principal	Principal Paydowns	Interest	Total Cash
42084	COMM	14317HAC5	CARMX 3.49% MAT	Redemption	03/15/2023	CARMAX AUTO		374,972.89		374,972.89
42116	COMM	14043QAC6	COPAR 3.17% MAT	Interest	03/15/2023	CAPITAL ONE			39,625.01	39,625.01
42116	COMM	14043QAC6	COPAR 3.17% MAT	Redemption	03/15/2023	CAPITAL ONE		305,711.64		305,711.64
42182	COMM	02008JAC0	ALLYA 3.31% MAT	Interest	03/15/2023	ALLY AUTO			81,370.82	81,370.82
42182	COMM	02008JAC0	ALLYA 3.31% MAT	Redemption	03/15/2023	ALLY AUTO		650,845.88		650,845.88
42184	COMM	44934LAD4	HALST 3.35% MAT	Interest	03/15/2023	Hyundai Auto Lease S			106,083.35	106,083.35
42184	COMM	44934LAD4	HALST 3.35% MAT	Redemption	03/15/2023	Hyundai Auto Lease S		1,321,541.87		1,321,541.87
42202	COMM	02582JIT8	AMXCA 3.39% MAT	Interest	03/15/2023	AMERICAN			98,875.00	98,875.00
42202	COMM	02582JIT8	AMXCA 3.39% MAT	Redemption	03/15/2023	AMERICAN		683,469.04		683,469.04
42879	COMM	58770AAC7	MBART 4.51% MAT	Interest	03/15/2023	MERCEDES -BENZ			49,797.91	49,797.91
42879	COMM	58770AAC7	MBART 4.51% MAT	Redemption	03/15/2023	MERCEDES -BENZ		213,209.83		213,209.83
42890	COMM	891940AC2	TAOT 4.63% MAT	Interest	03/15/2023	TOYOTA AUTO REC			81,024.99	81,024.99
42890	COMM	891940AC2	TAOT 4.63% MAT	Redemption	03/15/2023	TOYOTA AUTO REC		350,368.81		350,368.81
42944	COMM	14043KAH8	COPAR 4.87% MAT	Interest	03/15/2023	CAPITAL ONE			31,993.19	31,993.19
42944	COMM	14043KAH8	COPAR 4.87% MAT	Redemption	03/15/2023	CAPITAL ONE		160,335.11		160,335.11
42945	COMM	41285JAD0	HDMOT 5.05% MAT	Interest	03/15/2023	Harley-Davidson Moto			40,119.44	40,119.44
42945	COMM	41285JAD0	HDMOT 5.05% MAT	Redemption	03/15/2023	Harley-Davidson Moto		200,479.78		200,479.78
Totals for 03/15/2023							249,968,381.96	317,379,612.24	2,164,163.46	69,575,393.74
42990	COMM	16536JQH3	CHES DISC NOTE	Purchase	03/16/2023	CHESHAM FINANCE	74,990,500.00			-74,990,500.00
42991	COMM	5148X1QH9	LANDES DISC NOTE	Purchase	03/16/2023	LANDES	124,984,166.67			-124,984,166.67
42992	COMM	63873KQH3	NATXNY DISC NOTE	Purchase	03/16/2023	NATIXIS NY	49,993,680.56			-49,993,680.56
42987	COMM	16536JQG5	CHES DISC NOTE	Redemption	03/16/2023	CHESHAM FINANCE		75,000,000.00		75,000,000.00
42988	COMM	5148X1QG1	LANDES DISC NOTE	Redemption	03/16/2023	LANDES		125,000,000.00		125,000,000.00
42989	COMM	63873KQG5	NATXNY DISC NOTE	Redemption	03/16/2023	NATIXIS NY		50,000,000.00		50,000,000.00
40592	COMM	3136G43H4	FEDERAL NATL MTG	Interest	03/16/2023	FNMA NOTES			23,370.00	23,370.00
42009	COMM	362585AC5	GMCAR 3.1% MAT	Interest	03/16/2023	GM FINANCIAL			29,708.35	29,708.35
42009	COMM	362585AC5	GMCAR 3.1% MAT	Redemption	03/16/2023	GM FINANCIAL		246,175.15		246,175.15
Totals for 03/16/2023							249,968,347.23	250,246,175.15	53,078.35	330,906.27
42993	COMM	16536JQL4	CHES DISC NOTE	Purchase	03/17/2023	CHESHAM FINANCE	74,971,375.00			-74,971,375.00
42994	COMM	5148X1QL0	LANDES DISC NOTE	Purchase	03/17/2023	LANDES	124,952,500.00			-124,952,500.00
42995	COMM	63873KQL4	NATXNY DISC NOTE	Purchase	03/17/2023	NATIXIS NY	49,981,041.67			-49,981,041.67
42990	COMM	16536JQH3	CHES DISC NOTE	Redemption	03/17/2023	CHESHAM FINANCE		75,000,000.00		75,000,000.00
42991	COMM	5148X1QH9	LANDES DISC NOTE	Redemption	03/17/2023	LANDES		125,000,000.00		125,000,000.00
42992	COMM	63873KQH3	NATXNY DISC NOTE	Redemption	03/17/2023	NATIXIS NY		50,000,000.00		50,000,000.00
40684	COMM	45906M2B6	International Bank for	Interest	03/17/2023	INTL BANK RECON &			293,500.00	293,500.00
41379	COMM	931142ER0	WALMART INC, NT	Interest	03/17/2023	WALMART			52,500.00	52,500.00
41914	COMM	3133ENRZ5	FEDERAL FARM CR	Interest	03/17/2023	FFCB NOTES			146,250.00	146,250.00
Totals for 03/17/2023							249,904,916.67	250,000,000.00	492,250.00	587,333.33
42996	COMM	16536JQM2	CHES DISC NOTE	Purchase	03/20/2023	CHESHAM FINANCE	74,990,458.33			-74,990,458.33

SANTA CLARA COUNTY INVESTMENTS
Transaction Activity Report
 Sorted by Transaction Date - Transaction Date

Investment #	Fund	CUSIP	Inv Descrip	TransactionType	TransactionDate	Issuer	New Principal	Principal Paydowns	Interest	Total Cash
42999	COMM	3130AVAY8	FEDERAL HOME	Purchase	03/20/2023	FHLB NOTES	25,000,000.00			-25,000,000.00
42997	COMM	5148X1QM8	LANDES DISC NOTE	Purchase	03/20/2023	LANDES	124,984,166.67			-124,984,166.67
42998	COMM	63873KQM2	NATXNY DISC NOTE	Purchase	03/20/2023	NATIXIS NY	49,993,680.56			-49,993,680.56
42743	COMM	86564MZK7	SUMITOMO MITSUI	Redemption	03/20/2023	SUMITOMO MITSUI		60,000,000.00		60,000,000.00
42993	COMM	16536JQL4	CHES DISC NOTE	Redemption	03/20/2023	CHESHAM FINANCE		75,000,000.00		75,000,000.00
42994	COMM	5148X1QL0	LANDES DISC NOTE	Redemption	03/20/2023	LANDES		125,000,000.00		125,000,000.00
42995	COMM	63873KQL4	NATXNY DISC NOTE	Redemption	03/20/2023	NATIXIS NY		50,000,000.00		50,000,000.00
39367	COMM	459058GQ0	IBRD 2.5% MAT	Interest	03/20/2023	INTL BANK RECON &			62,500.00	62,500.00
40403	COMM	30231GBH4	XOM 2.992% MAT	Interest	03/20/2023	EXXON MOBIL			224,400.00	224,400.00
41015	COMM	3133EMTW2	FEDERAL FARM CR	Interest	03/20/2023	FFCB NOTES			24,600.00	24,600.00
42743	COMM	86564MZK7	SUMITOMO MITSUI	Interest	03/20/2023	SUMITOMO MITSUI			826,000.02	826,000.02
40549	COMM	92290BAA9	VERIZON OWNER	Interest	03/20/2023	VERIZON OWNER			4,551.36	4,551.36
40549	COMM	92290BAA9	VERIZON OWNER	Redemption	03/20/2023	VERIZON OWNER		1,999,335.05		1,999,335.05
40712	COMM	92348CAA9	VZOT 0.41% MAT	Interest	03/20/2023	VERIZON OWNER			3,845.39	3,845.39
40712	COMM	92348CAA9	VZOT 0.41% MAT	Redemption	03/20/2023	VERIZON OWNER		1,635,057.66		1,635,057.66
40801	COMM	92868VAC3	VWALT 0.39% MAT	Interest	03/20/2023	VOLKSWAGEN			288.52	288.52
40801	COMM	92868VAC3	VWALT 0.39% MAT	Redemption	03/20/2023	VOLKSWAGEN		887,751.27		887,751.27
40964	COMM	36261RAC2	GMALT 0.26% MAT	Interest	03/20/2023	GM Fin'cl Auto Leasi			311.95	311.95
40964	COMM	36261RAC2	GMALT 0.26% MAT	Redemption	03/20/2023	GM Fin'cl Auto Leasi		764,417.96		764,417.96
41089	COMM	89238EAC0	TLOT 0.39% MAT	Interest	03/20/2023	Toyota Lease Owner			2,456.39	2,456.39
41089	COMM	89238EAC0	TLOT 0.39% MAT	Redemption	03/20/2023	Toyota Lease Owner		1,390,741.57		1,390,741.57
41207	COMM	80286DAC2	SRT 0.51% MAT	Interest	03/20/2023	Santander Retail Aut			6,323.76	6,323.76
41207	COMM	80286DAC2	SRT 0.51% MAT	Redemption	03/20/2023	Santander Retail Aut		968,896.66		968,896.66
41321	COMM	43815EAC8	HAROT 0.41% MAT	Interest	03/20/2023	HONDA AUTO			6,150.01	6,150.01
41321	COMM	43815EAC8	HAROT 0.41% MAT	Redemption	03/20/2023	HONDA AUTO		598,738.78		598,738.78
41391	COMM	80286CAC4	SRT 0.5% MAT	Interest	03/20/2023	Santander Retail Aut			2,798.60	2,798.60
41391	COMM	80286CAC4	SRT 0.5% MAT	Redemption	03/20/2023	Santander Retail Aut		607,188.62		607,188.62
41780	COMM	92348KAL7	VZMT 1.04% MAT	Interest	03/20/2023	VERIZON MASTER			18,200.01	18,200.01
41780	COMM	92348KAL7	VZMT 1.04% MAT	Redemption	03/20/2023	VERIZON MASTER		486,556.49		486,556.49
41867	COMM	89238LAC4	TLOT 1.96% MAT	Interest	03/20/2023	Toyota Lease Owner			31,033.33	31,033.33
41867	COMM	89238LAC4	TLOT 1.96% MAT	Redemption	03/20/2023	Toyota Lease Owner		816,730.94		816,730.94
42119	COMM	23292GAC7	DLLST 3.4% MAT	Interest	03/20/2023	DLLST LLC			32,583.33	32,583.33
42119	COMM	23292GAC7	DLLST 3.4% MAT	Redemption	03/20/2023	DLLST LLC		484,107.35		484,107.35
42152	COMM	36266FAC3	GMALT 3.42% MAT	Interest	03/20/2023	GM Fin'cl Auto Leasi			45,600.00	45,600.00
42152	COMM	36266FAC3	GMALT 3.42% MAT	Redemption	03/20/2023	GM Fin'cl Auto Leasi		575,674.73		575,674.73
42214	COMM	92348KAP8	VZMT 3.01% MAT	Interest	03/20/2023	VERIZON MASTER			84,029.16	84,029.16
42214	COMM	92348KAP8	VZMT 3.01% MAT	Redemption	03/20/2023	VERIZON MASTER		671,861.13		671,861.13
Totals for 03/20/2023							274,968,305.56	321,887,058.21	1,375,671.83	48,294,424.48
43000	COMM	16536JQN0	CHES DISC NOTE	Purchase	03/21/2023	CHESHAM FINANCE	74,990,458.33			-74,990,458.33
43001	COMM	5148X1QN6	LANDES DISC NOTE	Purchase	03/21/2023	LANDES	124,984,166.67			-124,984,166.67

SANTA CLARA COUNTY INVESTMENTS
Transaction Activity Report
Sorted by Transaction Date - Transaction Date

Investment #	Fund	CUSIP	Inv Descrip	TransactionType	TransactionDate	Issuer	New Principal	Principal Paydowns	Interest	Total Cash
43002	COMM	63873KQN0	NATXNY DISC NOTE	Purchase	03/21/2023	NATIXIS NY	49,993,680.56			-49,993,680.56
42996	COMM	16536JQM2	CHES DISC NOTE	Redemption	03/21/2023	CHESHAM FINANCE		75,000,000.00		75,000,000.00
42997	COMM	5148X1QM8	LANDES DISC NOTE	Redemption	03/21/2023	LANDES		125,000,000.00		125,000,000.00
42998	COMM	63873KQM2	NATXNY DISC NOTE	Redemption	03/21/2023	NATIXIS NY		50,000,000.00		50,000,000.00
41926	COMM	57629WDG2	MASSMU 2.8% MAT	Interest	03/21/2023	MASSMUTUAL			280,000.00	280,000.00
42101	COMM	59217GEW5	MET LI 2.8% MAT	Interest	03/21/2023	MET LIFE GLOBAL			140,000.00	140,000.00
40346	COMM	43813RAC1	HAROT 1.61% MAT	Interest	03/21/2023	HONDA AUTO			3,451.32	3,451.32
40346	COMM	43813RAC1	HAROT 1.61% MAT	Redemption	03/21/2023	HONDA AUTO		624,079.09		624,079.09
40965	COMM	43813GAC5	HAROT 0.27% MAT	Interest	03/21/2023	HONDA AUTO			1,580.15	1,580.15
40965	COMM	43813GAC5	HAROT 0.27% MAT	Redemption	03/21/2023	HONDA AUTO		568,703.85		568,703.85
41554	COMM	43815GAC3	HAROT 0.88% MAT	Interest	03/21/2023	HONDA AUTO			10,266.66	10,266.66
41554	COMM	43815GAC3	HAROT 0.88% MAT	Redemption	03/21/2023	HONDA AUTO		431,767.38		431,767.38
42950	COMM	43815JAC7	HAROT 5.04% MAT	Interest	03/21/2023	HONDA AUTO			49,140.00	49,140.00
42950	COMM	43815JAC7	HAROT 5.04% MAT	Redemption	03/21/2023	HONDA AUTO		236,284.10		236,284.10
Totals for 03/21/2023							249,968,305.56	251,860,834.42	484,438.13	2,376,966.99
43003	COMM	05586FQV2	BNP PARIBAS N Y	Purchase	03/22/2023	BNP PARIBAS NY	65,000,000.00			-65,000,000.00
43004	COMM	16536JQP5	CHES DISC NOTE	Purchase	03/22/2023	CHESHAM FINANCE	74,990,458.33			-74,990,458.33
43005	COMM	5148X1QP1	LANDES DISC NOTE	Purchase	03/22/2023	LANDES	124,984,166.67			-124,984,166.67
43006	COMM	63873KQP5	NATXNY DISC NOTE	Purchase	03/22/2023	NATIXIS NY	49,993,680.56			-49,993,680.56
42749	COMM	313384DJ5	FHDN DISC NOTE	Redemption	03/22/2023	FHLB DISCOUNT		75,000,000.00		75,000,000.00
43000	COMM	16536JQN0	CHES DISC NOTE	Redemption	03/22/2023	CHESHAM FINANCE		75,000,000.00		75,000,000.00
43001	COMM	5148X1QN6	LANDES DISC NOTE	Redemption	03/22/2023	LANDES		125,000,000.00		125,000,000.00
43002	COMM	63873KQN0	NATXNY DISC NOTE	Redemption	03/22/2023	NATIXIS NY		50,000,000.00		50,000,000.00
40864	COMM	3133EMLE0	FEDERAL FARM CR	Interest	03/22/2023	FFCB NOTES			19,000.00	19,000.00
42568	COMM	3133ENN22	FEDERAL FARM CR	Interest	03/22/2023	FFCB NOTES			468,750.00	468,750.00
Totals for 03/22/2023							314,968,305.56	325,000,000.00	487,750.00	10,519,444.44
43007	COMM	16536JQQ3	CHES DISC NOTE	Purchase	03/23/2023	CHESHAM FINANCE	74,989,937.50			-74,989,937.50
43008	COMM	5148X1QQ9	LANDES DISC NOTE	Purchase	03/23/2023	LANDES	124,983,298.60			-124,983,298.60
43009	COMM	63873KQQ3	NATXNY DISC NOTE	Purchase	03/23/2023	NATIXIS NY	49,993,333.33			-49,993,333.33
43010	COMM	86564MU89	SUMITOMO MITSUI	Purchase	03/23/2023	SUMITOMO MITSUI	60,000,000.00			-60,000,000.00
43004	COMM	16536JQP5	CHES DISC NOTE	Redemption	03/23/2023	CHESHAM FINANCE		75,000,000.00		75,000,000.00
43005	COMM	5148X1QP1	LANDES DISC NOTE	Redemption	03/23/2023	LANDES		125,000,000.00		125,000,000.00
43006	COMM	63873KQP5	NATXNY DISC NOTE	Redemption	03/23/2023	NATIXIS NY		50,000,000.00		50,000,000.00
40612	COMM	3137EAEX3	FEDERAL HOME LN	Interest	03/23/2023	FHLMC NOTES			18,750.00	18,750.00
41330	COMM	6944PL2C2	PACLIF 0.5% MAT	Interest	03/23/2023	PACIFIC LIFE			100,000.00	100,000.00
Totals for 03/23/2023							309,966,569.43	250,000,000.00	118,750.00	-59,847,819.43
43011	COMM	16536JQT7	CHES DISC NOTE	Purchase	03/24/2023	CHESHAM FINANCE	74,969,812.50			-74,969,812.50
43012	COMM	5148X1QT3	LANDES DISC NOTE	Purchase	03/24/2023	LANDES	124,949,895.83			-124,949,895.83
43013	COMM	63873KQT7	NATXNY DISC NOTE	Purchase	03/24/2023	NATIXIS NY	49,980,000.00			-49,980,000.00

SANTA CLARA COUNTY INVESTMENTS
Transaction Activity Report
Sorted by Transaction Date - Transaction Date

Investment #	Fund	CUSIP	Inv Descrip	TransactionType	TransactionDate	Issuer	New Principal	Principal Paydowns	Interest	Total Cash
42731	COMM	313384DL0	FHDN DISC NOTE	Redemption	03/24/2023	FHLB DISCOUNT		50,000,000.00		50,000,000.00
43007	COMM	16536JQQ3	CHES DISC NOTE	Redemption	03/24/2023	CHESHAM FINANCE		75,000,000.00		75,000,000.00
43008	COMM	5148X1QQ9	LANDES DISC NOTE	Redemption	03/24/2023	LANDES		125,000,000.00		125,000,000.00
43009	COMM	63873KQQ3	NATXNY DISC NOTE	Redemption	03/24/2023	NATIXIS NY		50,000,000.00		50,000,000.00
40611	COMM	3136G43C5	FEDERAL NATL MTG	Interest	03/24/2023	FNMA NOTES			15,000.00	15,000.00
Totals for 03/24/2023							249,899,708.33	300,000,000.00	15,000.00	50,115,291.67
43014	COMM	16536JQU4	CHES DISC NOTE	Purchase	03/27/2023	CHESHAM FINANCE	74,989,937.50			-74,989,937.50
43015	COMM	5148X1QU0	LANDES DISC NOTE	Purchase	03/27/2023	LANDES	124,983,298.60			-124,983,298.60
43016	COMM	63873KQU4	NATXNY DISC NOTE	Purchase	03/27/2023	NATIXIS NY	49,993,333.33			-49,993,333.33
40461	COMM	SYS40461	DGCXX 0%	Purchase	03/27/2023	DREYFUS	200,000,000.00			-200,000,000.00
43011	COMM	16536JQT7	CHES DISC NOTE	Redemption	03/27/2023	CHESHAM FINANCE		75,000,000.00		75,000,000.00
43012	COMM	5148X1QT3	LANDES DISC NOTE	Redemption	03/27/2023	LANDES		125,000,000.00		125,000,000.00
43013	COMM	63873KQT7	NATXNY DISC NOTE	Redemption	03/27/2023	NATIXIS NY		50,000,000.00		50,000,000.00
40614	COMM	31422BR36	FAMCA FRN MAT	Interest	03/27/2023	FARMER MAC			403,997.22	403,997.22
41705	COMM	3133ENJQ4	FFCB FLOAT MAT	Interest	03/27/2023	FFCB NOTES			225,322.22	225,322.22
41954	COMM	3130ARFG1	FEDERAL HOME	Interest	03/27/2023	FHLB NOTES			240,000.00	240,000.00
38854	COMM	3137B4WB8	FHLMCM 3.06% MAT	Interest	03/27/2023	FHLMC Multi-Family			12,148.75	12,148.75
38854	COMM	3137B4WB8	FHLMCM 3.06% MAT	Redemption	03/27/2023	FHLMC Multi-Family		482,804.83		482,804.83
38864	COMM	3137B5JM6	FHLMCM 3.531%	Interest	03/27/2023	FHLMC Multi-Family			28,061.75	28,061.75
38864	COMM	3137B5JM6	FHLMCM 3.531%	Redemption	03/27/2023	FHLMC Multi-Family		534,029.00		534,029.00
38945	COMM	3137B3NA2	FHLMC REMIC	Interest	03/27/2023	FHLMC Multi-Family			5,468.78	5,468.78
38945	COMM	3137B3NA2	FHLMC REMIC	Redemption	03/27/2023	FHLMC Multi-Family		1,334,149.89		1,334,149.89
39026	COMM	3137B5KW2	FHLMCM 3.458%	Interest	03/27/2023	FHLMC Multi-Family			28,246.85	28,246.85
39026	COMM	3137B5KW2	FHLMCM 3.458%	Redemption	03/27/2023	FHLMC Multi-Family		766,913.60		766,913.60
39319	COMM	3138LGKH8	FNMA 2.47% MAT	Interest	03/27/2023	FNMA			48,027.78	48,027.78
39319	COMM	3138LGKH8	FNMA 2.47% MAT	Redemption	03/27/2023	FNMA		2,329,464.15		2,329,464.15
39587	COMM	3138LEYD7	FNMA 1.97% MAT	Interest	03/27/2023	FNMA			26,782.76	26,782.76
39587	COMM	3138LEYD7	FNMA 1.97% MAT	Redemption	03/27/2023	FNMA		38,846.73		38,846.73
39654	COMM	3137BP4J5	FNMA 2.446% MAT	Interest	03/27/2023	FHLMC Multi-Family			23,603.74	23,603.74
39654	COMM	3137BP4J5	FNMA 2.446% MAT	Redemption	03/27/2023	FHLMC Multi-Family		333,921.92		333,921.92
40390	COMM	3137BHCV1	FHLMCM 2.811%	Interest	03/27/2023	FHLMC Multi-Family			20,493.26	20,493.26
40390	COMM	3137BHCV1	FHLMCM 2.811%	Redemption	03/27/2023	FHLMC Multi-Family		18,163.76		18,163.76
40511	COMM	3136AXVB8	FNMA 2.646% MAT	Interest	03/27/2023	FNMA			28,834.13	28,834.13
40511	COMM	3136AXVB8	FNMA 2.646% MAT	Redemption	03/27/2023	FNMA		11,392.41		11,392.41
40526	COMM	3137BSP64	FHLMCM 2.34% MAT	Interest	03/27/2023	FHLMC Multi-Family			23,426.48	23,426.48
40526	COMM	3137BSP64	FHLMCM 2.34% MAT	Redemption	03/27/2023	FHLMC Multi-Family		282,517.80		282,517.80
40530	COMM	09661RAD3	BMWOT 0.48% MAT	Interest	03/27/2023	BMW VEHICLE			659.61	659.61
40530	COMM	09661RAD3	BMWOT 0.48% MAT	Redemption	03/27/2023	BMW VEHICLE		307,934.79		307,934.79
40539	COMM	3137BKGH7	FHLMCM 2.712%	Interest	03/27/2023	FHLMC Multi-Family			5,509.69	5,509.69
40539	COMM	3137BKGH7	FHLMCM 2.712%	Redemption	03/27/2023	FHLMC Multi-Family		145,630.52		145,630.52

SANTA CLARA COUNTY INVESTMENTS
Transaction Activity Report
 Sorted by Transaction Date - Transaction Date

Investment #	Fund	CUSIP	Inv Descrip	TransactionType	TransactionDate	Issuer	New Principal	Principal Paydowns	Interest	Total Cash
40540	COMM	3137FUZN7	FHLMCM 0.526%	Interest	03/27/2023	FHLMC Multi-Family			164.67	164.67
40540	COMM	3137FUZN7	FHLMCM 0.526%	Redemption	03/27/2023	FHLMC Multi-Family		11,969.28		11,969.28
40541	COMM	3138L7CU8	FNMM 2.95% MAT	Interest	03/27/2023	FNMA			43,031.31	43,031.31
40541	COMM	3138L7CU8	FNMM 2.95% MAT	Redemption	03/27/2023	FNMA		46,717.12		46,717.12
40630	COMM	3138LJWY2	FHLMCM 2.8% MAT	Interest	03/27/2023	FHLMC Multi-Family			27,703.06	27,703.06
40630	COMM	3138LJWY2	FHLMCM 2.8% MAT	Redemption	03/27/2023	FHLMC Multi-Family		27,928.15		27,928.15
40638	COMM	3137BYLE8	FHLMCM 2.7% MAT	Interest	03/27/2023	FHLMC Multi-Family			14,962.50	14,962.50
40638	COMM	3137BYLE8	FHLMCM 2.7% MAT	Redemption	03/27/2023	FHLMC Multi-Family		247,465.48		247,465.48
40743	COMM	3136AY6S7	FNMM FRN MAT	Interest	03/27/2023	FNMA			31,782.10	31,782.10
40743	COMM	3136AY6S7	FNMM FRN MAT	Redemption	03/27/2023	FNMA		11,426.00		11,426.00
40784	COMM	3137F72W4	FHLMCM 0.39025%	Interest	03/27/2023	FHLMC Multi-Family			7,318.97	7,318.97
40784	COMM	3137F72W4	FHLMCM 0.39025%	Redemption	03/27/2023	FHLMC Multi-Family		1,651.47		1,651.47
40812	COMM	3132XFFH6	FHLMCM 0.77% MAT	Interest	03/27/2023	FHLMC Multi-Family			26,950.00	26,950.00
40812	COMM	3132XFFH6	FHLMCM 0.77% MAT	Redemption	03/27/2023	FHLMC Multi-Family		1,605,281.70		1,605,281.70
40905	COMM	3138LEC33	FNMM 2.38% MAT	Interest	03/27/2023	FNMA			18,005.01	18,005.01
40905	COMM	3138LEC33	FNMM 2.38% MAT	Redemption	03/27/2023	FNMA		17,571.50		17,571.50
40976	COMM	3137FATE8	FHLMCM 2.982%	Interest	03/27/2023	FHLMC Multi-Family			74,550.00	74,550.00
40976	COMM	3137FATE8	FHLMCM 2.982%	Redemption	03/27/2023	FHLMC Multi-Family		1,826,224.69		1,826,224.69
40983	COMM	3137FF3W5	FHLMCM 0.602%	Interest	03/27/2023	FHLMC Multi-Family			1,950.50	1,950.50
40983	COMM	3137FF3W5	FHLMCM 0.602%	Redemption	03/27/2023	FHLMC Multi-Family		57,681.34		57,681.34
40990	COMM	05591RAC8	BMWLT 0.29% MAT	Interest	03/27/2023	BMW VEHICLE			627.26	627.26
40990	COMM	05591RAC8	BMWLT 0.29% MAT	Redemption	03/27/2023	BMW VEHICLE		1,043,624.83		1,043,624.83
41026	COMM	3137BVYN0	FHLMCM 3.035%	Interest	03/27/2023	FHLMC Multi-Family			10,500.84	10,500.84
41026	COMM	3137BVYN0	FHLMCM 3.035%	Redemption	03/27/2023	FHLMC Multi-Family		571,021.66		571,021.66
41131	COMM	3137BYLE8	FHLMCM 2.7% MAT	Interest	03/27/2023	FHLMC Multi-Family			11,250.00	11,250.00
41131	COMM	3137BYLE8	FHLMCM 2.7% MAT	Redemption	03/27/2023	FHLMC Multi-Family		185,001.62		185,001.62
41133	COMM	3137FYZG4	FHLMCM 0.861%	Interest	03/27/2023	FHLMC Multi-Family			5,009.98	5,009.98
41133	COMM	3137FYZG4	FHLMCM 0.861%	Redemption	03/27/2023	FHLMC Multi-Family		1,897.70		1,897.70
41164	COMM	3137FPJ55	FHLMCM 2.606%	Interest	03/27/2023	FHLMC Multi-Family			41,097.38	41,097.38
41164	COMM	3137FPJ55	FHLMCM 2.606%	Redemption	03/27/2023	FHLMC Multi-Family		1,278,571.40		1,278,571.40
41192	COMM	3137FBAB2	FHLMCM 3.038%	Interest	03/27/2023	FHLMC Multi-Family			22,849.25	22,849.25
41192	COMM	3137FBAB2	FHLMCM 3.038%	Redemption	03/27/2023	FHLMC Multi-Family		183,271.70		183,271.70
41222	COMM	3137H14A1	FHLMCM 0.854%	Interest	03/27/2023	FHLMC Multi-Family			13,543.49	13,543.49
41222	COMM	3137H14A1	FHLMCM 0.854%	Redemption	03/27/2023	FHLMC Multi-Family		67,374.57		67,374.57
41228	COMM	3136AUG21	FNMM 2.49552%	Interest	03/27/2023	FNMA			38,549.59	38,549.59
41228	COMM	3136AUG21	FNMM 2.49552%	Redemption	03/27/2023	FNMA		112,054.50		112,054.50
41319	COMM	3132XFD47	FHLMCM 2.1% MAT	Interest	03/27/2023	FHLMC Multi-Family			24,500.00	24,500.00
41319	COMM	3132XFD47	FHLMCM 2.1% MAT	Redemption	03/27/2023	FHLMC Multi-Family		414,738.35		414,738.35
41368	COMM	09690AAD5	BMWLT 0.43% MAT	Interest	03/27/2023	BMW VEHICLE			9,316.66	9,316.66
41368	COMM	09690AAD5	BMWLT 0.43% MAT	Redemption	03/27/2023	BMW VEHICLE		1,154,858.21		1,154,858.21
41491	COMM	3138LNKZ3	FNMM 3.44% MAT	Interest	03/27/2023	FNMA			6,926.62	6,926.62

SANTA CLARA COUNTY INVESTMENTS
Transaction Activity Report
 Sorted by Transaction Date - Transaction Date

Investment #	Fund	CUSIP	Inv Descrip	TransactionType	TransactionDate	Issuer	New Principal	Principal Paydowns	Interest	Total Cash
41491	COMM	3138LNKZ3	FNAMAM 3.44% MAT	Redemption	03/27/2023	FNMA		4,539.54		4,539.54
41524	COMM	3133LJAN1	FHLM 1.5% MAT	Interest	03/27/2023	FHLMC Single Family			16,115.46	16,115.46
41524	COMM	3133LJAN1	FHLM 1.5% MAT	Redemption	03/27/2023	FHLMC Single Family		231,710.46		231,710.46
41525	COMM	3140QMQJ6	FNMAP 1.5% MAT	Interest	03/27/2023	FNMA SINGLE			14,717.30	14,717.30
41525	COMM	3140QMQJ6	FNMAP 1.5% MAT	Redemption	03/27/2023	FNMA SINGLE		179,725.50		179,725.50
41526	COMM	3140XDHF6	FNMAP 1.5% MAT	Interest	03/27/2023	FNMA SINGLE			26,597.01	26,597.01
41526	COMM	3140XDHF6	FNMAP 1.5% MAT	Redemption	03/27/2023	FNMA SINGLE		299,343.03		299,343.03
41675	COMM	3133LPUA3	FHLMC 1.5% MAT	Interest	03/27/2023	FHLMC Single Family			23,320.75	23,320.75
41675	COMM	3133LPUA3	FHLMC 1.5% MAT	Redemption	03/27/2023	FHLMC Single Family		227,667.44		227,667.44
41676	COMM	31418EAD2	FNMAP 1.5% MAT	Interest	03/27/2023	FNMA SINGLE			20,681.39	20,681.39
41676	COMM	31418EAD2	FNMAP 1.5% MAT	Redemption	03/27/2023	FNMA SINGLE		216,035.40		216,035.40
41765	COMM	05601XAC3	BMW VEHICLE	Interest	03/27/2023	BMW VEHICLE			14,895.84	14,895.84
41765	COMM	05601XAC3	BMW VEHICLE	Redemption	03/27/2023	BMW VEHICLE		679,669.26		679,669.26
41791	COMM	3137FQ3Y7	FHLMCM 2.19% MAT	Interest	03/27/2023	FHLMC Multi-Family			34,813.41	34,813.41
41791	COMM	3137FQ3Y7	FHLMCM 2.19% MAT	Redemption	03/27/2023	FHLMC Multi-Family		72,200.82		72,200.82
41803	COMM	3137BEVH4	FHLMC REMIC	Interest	03/27/2023	FHLMC Multi-Family			34,705.70	34,705.70
41803	COMM	3137BEVH4	FHLMC REMIC	Redemption	03/27/2023	FHLMC Multi-Family		717,891.17		717,891.17
41854	COMM	3138LDLP6	FNAMAM 2.75% MAT	Interest	03/27/2023	FNMA			22,769.19	22,769.19
41854	COMM	3138LDLP6	FNAMAM 2.75% MAT	Redemption	03/27/2023	FNMA		19,612.45		19,612.45
41892	COMM	3137H6LT0	FHLMCM 1.946%	Interest	03/27/2023	FHLMC Multi-Family			50,942.46	50,942.46
41892	COMM	3137H6LT0	FHLMCM 1.946%	Redemption	03/27/2023	FHLMC Multi-Family		77,052.48		77,052.48
42039	COMM	3138LCT54	FNAMAM 3.1% MAT	Interest	03/27/2023	FNMA			84,388.89	84,388.89
42039	COMM	3138LCT54	FNAMAM 3.1% MAT	Redemption	03/27/2023	FNMA		1,138,214.52		1,138,214.52
42046	COMM	3137H73W1	FHLMCM 2.75% MAT	Interest	03/27/2023	FHLMC Multi-Family			42,441.19	42,441.19
42046	COMM	3137H73W1	FHLMCM 2.75% MAT	Redemption	03/27/2023	FHLMC Multi-Family		28,045.60		28,045.60
42093	COMM	3137F1G44	FHLMCM 3.243%	Interest	03/27/2023	FHLMC Multi-Family			94,587.50	94,587.50
42093	COMM	3137F1G44	FHLMCM 3.243%	Redemption	03/27/2023	FHLMC Multi-Family		825,271.20		825,271.20
42099	COMM	3137BXQY1	FHLMCM 3.224%	Interest	03/27/2023	FHLMC Multi-Family			107,466.68	107,466.68
42099	COMM	3137BXQY1	FHLMCM 3.224%	Redemption	03/27/2023	FHLMC Multi-Family		957,540.75		957,540.75
42110	COMM	3137F2LJ3	FHLMCM 3.117%	Interest	03/27/2023	FHLMC Multi-Family			90,912.50	90,912.50
42110	COMM	3137F2LJ3	FHLMCM 3.117%	Redemption	03/27/2023	FHLMC Multi-Family		792,908.78		792,908.78
42111	COMM	3138LDYK3	FNMA 2.55% MAT	Interest	03/27/2023	FNMA NOTES			77,471.28	77,471.28
42111	COMM	3138LDYK3	FNMA 2.55% MAT	Redemption	03/27/2023	FNMA NOTES		94,767.30		94,767.30
42112	COMM	3138LFUJ5	FNAMAM 2.47% MAT	Interest	03/27/2023	FNMA			38,422.22	38,422.22
42112	COMM	3138LFUJ5	FNAMAM 2.47% MAT	Redemption	03/27/2023	FNMA		521,813.07		521,813.07
42120	COMM	3136AK2F9	FNAMAM 3.39768%	Interest	03/27/2023	FNMA			107,604.96	107,604.96
42120	COMM	3136AK2F9	FNAMAM 3.39768%	Redemption	03/27/2023	FNMA		80,256.31		80,256.31
42133	COMM	3138LD5W9	FNAMAM 2.625% MAT	Interest	03/27/2023	FNMA			32,812.50	32,812.50
42133	COMM	3138LD5W9	FNAMAM 2.625% MAT	Redemption	03/27/2023	FNMA		424,220.00		424,220.00
42137	COMM	3138LD5W9	FNAMAM 2.625% MAT	Interest	03/27/2023	FNMA			32,812.50	32,812.50
42137	COMM	3138LD5W9	FNAMAM 2.625% MAT	Redemption	03/27/2023	FNMA		423,608.92		423,608.92

SANTA CLARA COUNTY INVESTMENTS
Transaction Activity Report
Sorted by Transaction Date - Transaction Date

Investment #	Fund	CUSIP	Inv Descrip	TransactionType	TransactionDate	Issuer	New Principal	Principal Paydowns	Interest	Total Cash
42150	COMM	3137F1G44	FHLMCM 3.243%	Interest	03/27/2023	FHLMC Multi-Family			54,050.00	54,050.00
42150	COMM	3137F1G44	FHLMCM 3.243%	Redemption	03/27/2023	FHLMC Multi-Family		466,235.63		466,235.63
42151	COMM	3138LEC82	FNMMAT 2.57% MAT	Interest	03/27/2023	FNMA			39,977.78	39,977.78
42151	COMM	3138LEC82	FNMMAT 2.57% MAT	Redemption	03/27/2023	FNMA		553,754.84		553,754.84
42183	COMM	05602RAD3	BMWOT 3.21% MAT	Interest	03/27/2023	BMW VEHICLE			37,450.00	37,450.00
42183	COMM	05602RAD3	BMWOT 3.21% MAT	Redemption	03/27/2023	BMW VEHICLE		338,405.89		338,405.89
42187	COMM	3137F4CY6	FHLMCM 2.92% MAT	Interest	03/27/2023	FHLMC Multi-Family			60,488.40	60,488.40
42187	COMM	3137F4CY6	FHLMCM 2.92% MAT	Redemption	03/27/2023	FHLMC Multi-Family		12,020.50		12,020.50
42188	COMM	3140HV6S8	FNMMAT 2.19% MAT	Interest	03/27/2023	FNMA			51,100.00	51,100.00
42188	COMM	3140HV6S8	FNMMAT 2.19% MAT	Redemption	03/27/2023	FNMA		763,824.34		763,824.34
42205	COMM	3137FMD25	FHLMCM 2.875%	Interest	03/27/2023	FHLMC Multi-Family			47,772.91	47,772.91
42205	COMM	3137FMD25	FHLMCM 2.875%	Redemption	03/27/2023	FHLMC Multi-Family		583,822.21		583,822.21
42234	COMM	3138LD5W9	FNMMAT 2.625% MAT	Interest	03/27/2023	FNMA			17,500.00	17,500.00
42234	COMM	3138LD5W9	FNMMAT 2.625% MAT	Redemption	03/27/2023	FNMA		228,296.62		228,296.62
42757	COMM	3137FBAJ5	FHLMCM 3.281%	Interest	03/27/2023	FHLMC Multi-Family			29,255.59	29,255.59
42757	COMM	3137FBAJ5	FHLMCM 3.281%	Redemption	03/27/2023	FHLMC Multi-Family		224,678.48		224,678.48
42758	COMM	3138L5FA3	FNMMAT 3.765% MAT	Interest	03/27/2023	FNMA			26,484.78	26,484.78
42758	COMM	3138L5FA3	FNMMAT 3.765% MAT	Redemption	03/27/2023	FNMA		17,579.91		17,579.91
42764	COMM	3137BYLD0	FHLMCM 3.288%	Interest	03/27/2023	FHLMC Multi-Family			54,800.00	54,800.00
42764	COMM	3137BYLD0	FHLMCM 3.288%	Redemption	03/27/2023	FHLMC Multi-Family		464,441.22		464,441.22
42786	COMM	3137F4X23	FHLMCM 3.6% MAT	Interest	03/27/2023	FHLMC Multi-Family			21,900.00	21,900.00
42786	COMM	3137F4X23	FHLMCM 3.6% MAT	Redemption	03/27/2023	FHLMC Multi-Family		310,199.00		310,199.00
42878	COMM	3138LCT54	FNMMAT 3.1% MAT	Interest	03/27/2023	FNMA			24,111.11	24,111.11
42878	COMM	3138LCT54	FNMMAT 3.1% MAT	Redemption	03/27/2023	FNMA		314,441.49		314,441.49
42910	COMM	3138LECC3	FNMA 2.42% MAT	Interest	03/27/2023	FNMA NOTES			75,288.89	75,288.89
42910	COMM	3138LECC3	FNMA 2.42% MAT	Redemption	03/27/2023	FNMA NOTES		1,075,720.78		1,075,720.78
42910	COMM	3138LECC3	FNMA 2.42% MAT	Interest	03/27/2023	FNMA NOTES			-18,822.22	-18,822.22
42910	COMM	3138LECC3	FNMA 2.42% MAT	Redemption	03/27/2023	FNMA NOTES				0.00
42927	COMM	05593AAC3	BMWLT 5.16% MAT	Interest	03/27/2023	BMW VEHICLE			30,100.00	30,100.00
42927	COMM	05593AAC3	BMWLT 5.16% MAT	Redemption	03/27/2023	BMW VEHICLE		149,258.99		149,258.99
42931	COMM	3132CW3F9	FHLMC 2.% MAT	Interest	03/27/2023	FHLMC NOTES			64,396.67	64,396.67
42931	COMM	3132CW3F9	FHLMC 2.% MAT	Redemption	03/27/2023	FHLMC NOTES		897,078.24		897,078.24
42931	COMM	3132CW3F9	FHLMC 2.% MAT	Interest	03/27/2023	FHLMC NOTES			-32,198.34	-32,198.34
42931	COMM	3132CW3F9	FHLMC 2.% MAT	Redemption	03/27/2023	FHLMC NOTES				0.00
42949	COMM	3132XGQ74	FHLMCM 3.7% MAT	Interest	03/27/2023	FHLMC Multi-Family			129,500.00	129,500.00
42949	COMM	3132XGQ74	FHLMCM 3.7% MAT	Redemption	03/27/2023	FHLMC Multi-Family		714,370.59		714,370.59
42949	COMM	3132XGQ74	FHLMCM 3.7% MAT	Interest	03/27/2023	FHLMC Multi-Family			-106,375.00	-106,375.00
42949	COMM	3132XGQ74	FHLMCM 3.7% MAT	Redemption	03/27/2023	FHLMC Multi-Family				0.00
Totals for 03/27/2023							449,966,569.43	280,578,323.40	3,126,431.51	-166,261,814.52
43017	COMM	06417MU94	BANK NOVA SCOTIA	Purchase	03/28/2023	BANK OF NOVA	65,000,000.00			-65,000,000.00

SANTA CLARA COUNTY INVESTMENTS
Transaction Activity Report
 Sorted by Transaction Date - Transaction Date

Investment #	Fund	CUSIP	Inv Descrip	TransactionType	TransactionDate	Issuer	New Principal	Principal Paydowns	Interest	Total Cash
43018	COMM	16536JQV2	CHES DISC NOTE	Purchase	03/28/2023	CHESHAM FINANCE	74,989,937.50			-74,989,937.50
43019	COMM	5148X1QV8	LANDES DISC NOTE	Purchase	03/28/2023	LANDES	124,983,298.60			-124,983,298.60
43020	COMM	63873KQV2	NATXNY DISC NOTE	Purchase	03/28/2023	NATIXIS NY	49,993,333.33			-49,993,333.33
43021	COMM	7426M5UU6	PEFCO DISC NOTE	Purchase	03/28/2023	PRIVATE EXPORT	68,837,611.11			-68,837,611.11
43014	COMM	16536JQU4	CHES DISC NOTE	Redemption	03/28/2023	CHESHAM FINANCE		75,000,000.00		75,000,000.00
43015	COMM	5148X1QU0	LANDES DISC NOTE	Redemption	03/28/2023	LANDES		125,000,000.00		125,000,000.00
43016	COMM	63873KQU4	NATXNY DISC NOTE	Redemption	03/28/2023	NATIXIS NY		50,000,000.00		50,000,000.00
40720	COMM	3133EMBE1	FEDERAL FARM CR	Interest	03/28/2023	FFCB NOTES			21,675.00	21,675.00
41948	COMM	45906M3C3	IBRD 2.25% MAT	Interest	03/28/2023	INTL BANK RECON &			281,250.00	281,250.00
Totals for 03/28/2023							383,804,180.54	250,000,000.00	302,925.00	-133,501,255.54
43022	COMM	16536JR33	CHES DISC NOTE	Purchase	03/29/2023	CHESHAM FINANCE	74,949,687.50			-74,949,687.50
43023	COMM	5148X1QW6	LANDES DISC NOTE	Purchase	03/29/2023	LANDES	124,983,298.60			-124,983,298.60
43024	COMM	63873KQW0	NATXNY DISC NOTE	Purchase	03/29/2023	NATIXIS NY	49,993,333.33			-49,993,333.33
43018	COMM	16536JQV2	CHES DISC NOTE	Redemption	03/29/2023	CHESHAM FINANCE		75,000,000.00		75,000,000.00
43019	COMM	5148X1QV8	LANDES DISC NOTE	Redemption	03/29/2023	LANDES		125,000,000.00		125,000,000.00
43020	COMM	63873KQV2	NATXNY DISC NOTE	Redemption	03/29/2023	NATIXIS NY		50,000,000.00		50,000,000.00
Totals for 03/29/2023							249,926,319.43	250,000,000.00		73,680.57
43025	COMM	5148X1QX4	LANDES DISC NOTE	Purchase	03/30/2023	LANDES	124,983,298.60			-124,983,298.60
43026	COMM	63873KQX8	NATXNY DISC NOTE	Purchase	03/30/2023	NATIXIS NY	49,993,333.33			-49,993,333.33
43023	COMM	5148X1QW6	LANDES DISC NOTE	Redemption	03/30/2023	LANDES		125,000,000.00		125,000,000.00
43024	COMM	63873KQW0	NATXNY DISC NOTE	Redemption	03/30/2023	NATIXIS NY		50,000,000.00		50,000,000.00
40625	COMM	3134GWUD6	FEDERAL HOME LN	Interest	03/30/2023	FHLMC NOTES			30,000.00	30,000.00
40626	COMM	3134GWWR3	FEDERAL HOME LN	Interest	03/30/2023	FHLMC NOTES			63,700.00	63,700.00
41031	COMM	3130ALMM3	FEDERAL HOME	Interest	03/30/2023	FHLB NOTES			46,000.00	46,000.00
42587	COMM	3134GX3A0	FEDERAL HOME LN	Interest	03/30/2023	FHLMC NOTES			356,250.00	356,250.00
Totals for 03/30/2023							174,976,631.93	175,000,000.00	495,950.00	519,318.07
43025	COMM	5148X1QX4	LANDES DISC NOTE	Redemption	03/31/2023	LANDES		125,000,000.00		125,000,000.00
43026	COMM	63873KQX8	NATXNY DISC NOTE	Redemption	03/31/2023	NATIXIS NY		50,000,000.00		50,000,000.00
41816	COMM	912828YG9	UNITED STATES	Interest	03/31/2023	U.S. TREASURY			162,500.00	162,500.00
Totals for 03/31/2023								175,000,000.00	162,500.00	175,162,500.00
Grand Total							15,635,357,780.	16,607,359,873.	47,445,456.79	1,019,447,550.0